

US00D960543S

(12) **United States Design Patent**
Chen

(10) **Patent No.:** **US D960,543 S**

(45) **Date of Patent:** **** Aug. 16, 2022**

(54) **SOLE**

(71) Applicant: **Weijie Chen**, Quanzhou (CN)

(72) Inventor: **Weijie Chen**, Quanzhou (CN)

(**) Term: **15 Years**

(21) Appl. No.: **29/797,067**

(22) Filed: **Jun. 29, 2021**

(51) **LOC (13) Cl.** **02-04**

(52) **U.S. Cl.**
USPC **D2/947**; D2/951; D2/955; D2/960

(58) **Field of Classification Search**
USPC D2/902-908, 914, 946, 947-962, 968
CPC A43B 1/10; A43B 1/12; A43B 1/14; A43B
13/00; A43B 13/04; A43B 13/14; A43B
5/00; A43B 5/02; A43B 5/06
See application file for complete search history.

(56) **References Cited**

U.S. PATENT DOCUMENTS

D125,656 S *	3/1941	Cutler	D2/955
D234,930 S *	4/1975	Arambasic	D2/955
D275,146 S *	8/1984	Kilgore	A43B 3/0042
			D2/955
4,653,206 A *	3/1987	Tanel	A43B 3/0042
			36/134
4,670,997 A *	6/1987	Beekman	A43B 13/223
			36/114

D293,503 S *	1/1988	Mitsui	D2/955
5,313,718 A *	5/1994	McMahon	A43B 3/0042
			36/31
D462,160 S	9/2002	Kung	
D656,720 S	4/2012	Wawrousek	
D703,927 S *	5/2014	Taestensen	D2/951
D793,685 S *	8/2017	Anceresi	D2/955
D804,158 S *	12/2017	Nykreim	D2/951
D804,791 S *	12/2017	Shyllon	D2/954
D833,722 S *	11/2018	Durflinger	D2/954
D852,484 S *	7/2019	Neumann	D2/947
D876,778 S *	3/2020	Klein	D2/954
D918,553 S *	5/2021	Lesecq	D2/954
D923,924 S *	7/2021	Papp	D2/947

* cited by examiner

Primary Examiner — Leanne Was-Englehart
Assistant Examiner — Yelizaveta Y Masalimova

(57) **CLAIM**

The ornamental design for a sole, as shown and described.

DESCRIPTION

FIG. 1 is a perspective view of a sole showing my new design;
FIG. 2 is another perspective view thereof;
FIG. 3 is a front elevational view thereof;
FIG. 4 is a rear elevational view thereof;
FIG. 5 is a left side elevational view thereof;
FIG. 6 is a right side elevational view thereof;
FIG. 7 is a top plan view thereof; and,
FIG. 8 is a bottom plan view thereof.

1 Claim, 8 Drawing Sheets






FIG. 1



FIG. 2




FIG. 3



FIG. 4




FIG. 5




FIG. 6




FIG. 7




FIG. 8