



US00D960531S

(12) **United States Design Patent** (10) **Patent No.:** **US D960,531 S**
Katz (45) **Date of Patent:** **** Aug. 16, 2022**

(54) **WADERS**
(71) Applicant: **Sydney Katz**, Cos Cob, CT (US)
(72) Inventor: **Sydney Katz**, Cos Cob, CT (US)
(**) Term: **15 Years**
(21) Appl. No.: **29/642,205**
(22) Filed: **Mar. 28, 2018**
(51) **LOC (13) Cl.** **02-02**
(52) **U.S. Cl.**
USPC **D2/860; D2/743**
(58) **Field of Classification Search**
USPC **D2/860, 743-744, 747; 2/79**
CPC **A41D 13/02**
See application file for complete search history.

2010/0306897 A1* 12/2010 Wood A41D 13/02
2/79
2021/0030080 A1* 2/2021 Lee A43B 3/02
2021/0161222 A1* 6/2021 Krull A41D 13/02

OTHER PUBLICATIONS

CGW Bootfoot Fishing High Chest Waders, posted Mar. 22, 2019 [online], (retrieved Dec. 23, 2021). Retrieved from the internet, https://www.amazon.com/dp/B07NNH8QSH/ref=sspa_dk_detail_5?pd_rd_i=B07NNH8QSH&pd_rd_w=9sSQ6&pf_rd_p=54ed5474-54a8-4c7f-a88a-45%E2%80%A6 (Year: 2019).*
Foxelli Chest Waders, posted Aug. 24, 2018 [online], (retrieved Dec. 23, 2021). Retrieved from the internet, <https://www.amazon.com/Foxelli-Neoprene-Fishing-Waders-Waterproof/dp/B07G86T9D8> (Year: 2018).*

* cited by examiner

Primary Examiner — Kevin K Rudzinski
Assistant Examiner — J. Thorn, Sr.
(74) *Attorney, Agent, or Firm* — Sofer & Haroun, LLP

(56) **References Cited**
U.S. PATENT DOCUMENTS

D285,140 S *	8/1986	Ellenberger	D2/743
6,167,571 B1 *	1/2001	Cheng	A41D 13/012 2/227
D461,624 S *	8/2002	Foster	D2/743
D593,281 S *	6/2009	Pitchforth	D2/743
D598,181 S *	8/2009	Rowe	D2/743
8,914,912 B2 *	12/2014	Stevenson	A41D 13/012 2/82
D735,445 S *	8/2015	Hare	D2/743
D785,910 S *	5/2017	Maples	D2/860
D825,145 S *	8/2018	Fowler	D2/743
10,178,883 B2 *	1/2019	Bonime	A41D 13/02
D870,420 S *	12/2019	Beernink	D2/743

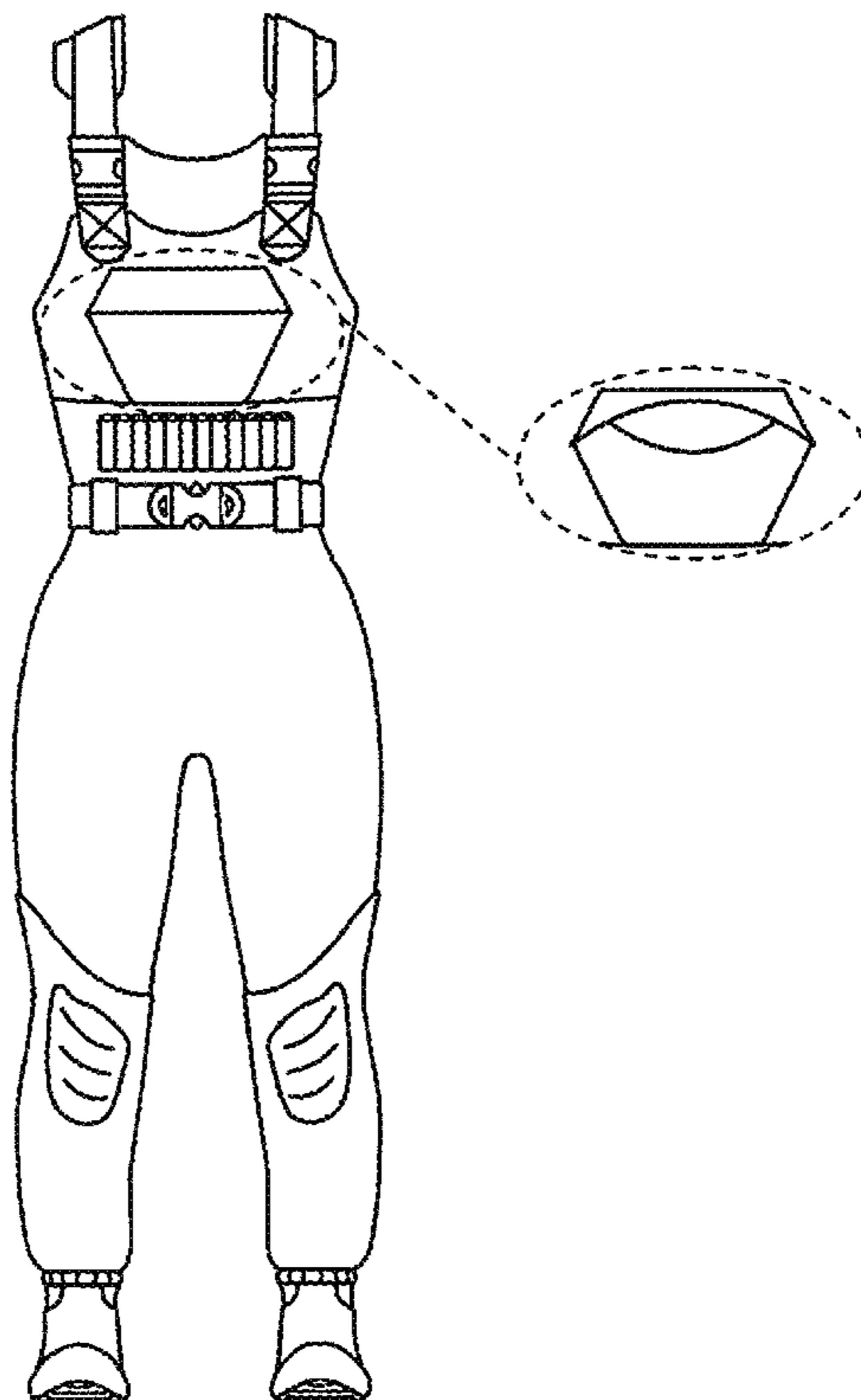
(57) **CLAIM**

I claim the ornamental design for waders, as shown and described.

DESCRIPTION

FIG. 1 is a front view of the design;
FIG. 2 is a front view of the pocket in FIG. 1, shown in an open position; and,
FIG. 3 is a back view of the design as shown in FIG 1.

1 Claim, 2 Drawing Sheets



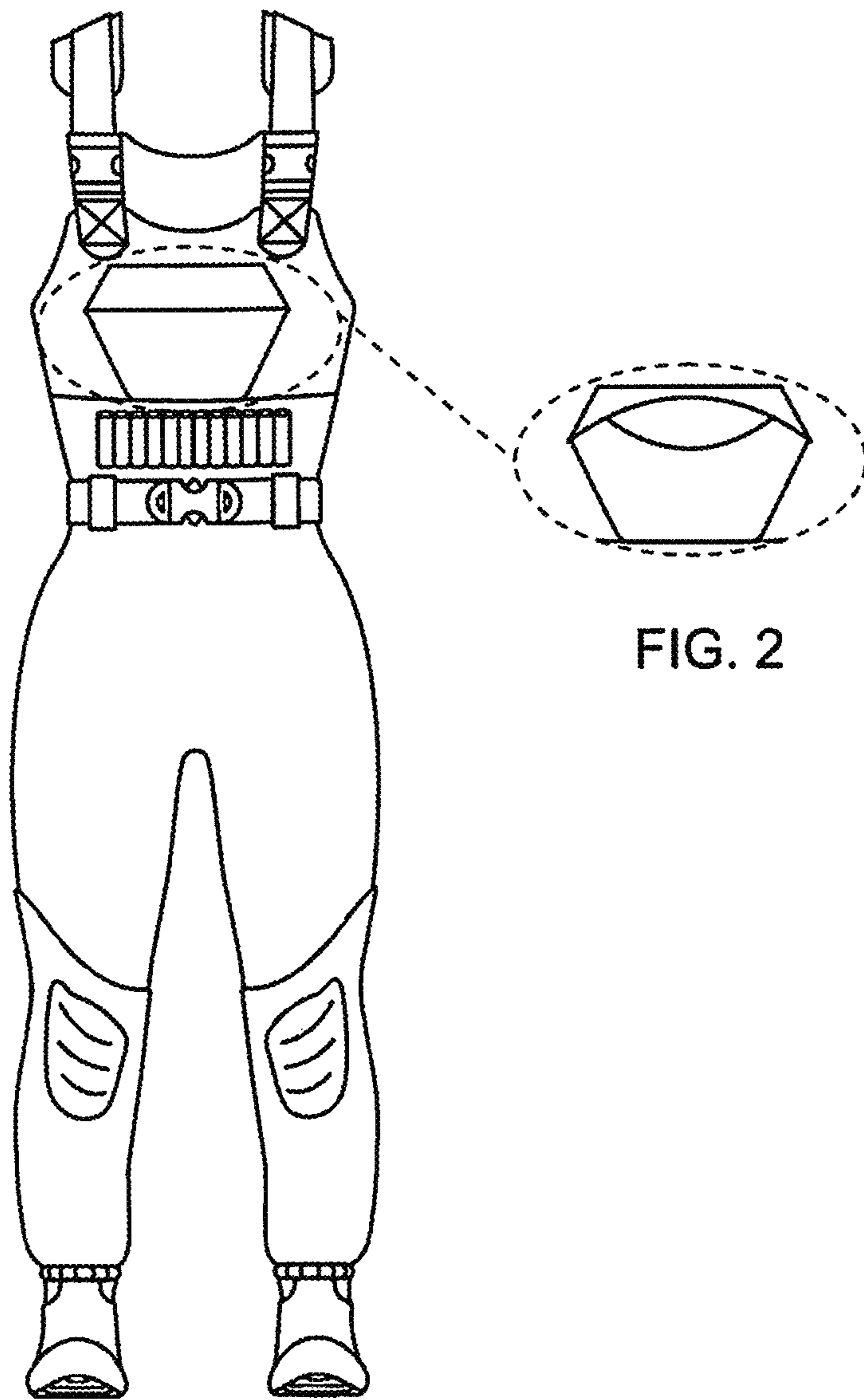


FIG. 1

FIG. 2

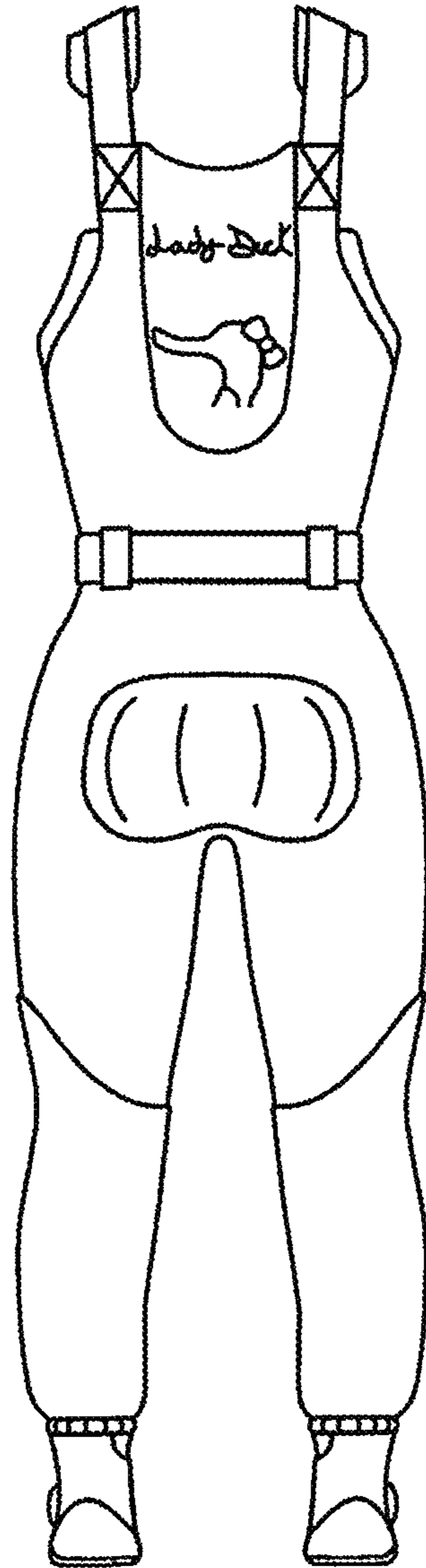


FIG. 3