



US00D960515S

(12) **United States Design Patent** (10) **Patent No.:** **US D960,515 S**
Colyer et al. (45) **Date of Patent:** **** *Aug. 16, 2022**

(54) **TEMPERATURE REGULATING GARMENT**

(71) Applicant: **ALLEGIANCE CORPORATION**,
Dublin, OH (US)

(72) Inventors: **Joel Colyer**, Delaware, OH (US);
Douglas Wolfe, Westerville, OH (US);
Nicole Douglas, Chicago, IL (US)

(73) Assignee: **ALLEGIANCE CORPORATION**,
Dublin, OH (US)

(*) Notice: This patent is subject to a terminal disclaimer.

(**) Term: **15 Years**

(21) Appl. No.: **29/686,687**

(22) Filed: **Apr. 5, 2019**

(51) **LOC (13) Cl.** **02-02**

(52) **U.S. Cl.**
USPC **D2/750**

(58) **Field of Classification Search**
USPC D2/717, 840, 828-829, 739, 761, 728,
D2/750; D21/804, 683; D29/101.4
CPC ... A45F 4/00; A41D 13/1245; A41D 13/0058;
A41D 3/00
See application file for complete search history.

(56) **References Cited**

U.S. PATENT DOCUMENTS

3,720,957 A	3/1973	Patience	
D363,593 S	10/1995	Murray et al.	
D368,353 S	4/1996	McCrudden	
5,553,323 A	9/1996	Chou et al.	
D390,338 S	2/1998	Plasco	
6,931,875 B1	8/2005	Allen et al.	
D518,275 S	4/2006	Hurt	
D599,529 S	9/2009	Simpson	
D618,884 S	7/2010	Zhu	
D661,839 S *	6/2012	Isaacs D29/101.4

D698,529 S	2/2014	Vanneste	
D709,268 S	7/2014	Kidman	
9,022,269 B1	5/2015	Woodcock	
D733,999 S	7/2015	Parker	
D738,069 S	9/2015	Ward	
D752,318 S	3/2016	Powell	
D762,046 S	7/2016	Walrich et al.	
D828,679 S	9/2018	Bair	
D837,454 S *	1/2019	Latimore D29/101.4
10,357,068 B2	7/2019	Byrne	
D872,373 S	1/2020	Prasad	

(Continued)

Primary Examiner — Kevin K Rudzinski

Assistant Examiner — J. Thorn, Sr.

(74) *Attorney, Agent, or Firm* — ArentFox Schiff LLP

(57) **CLAIM**

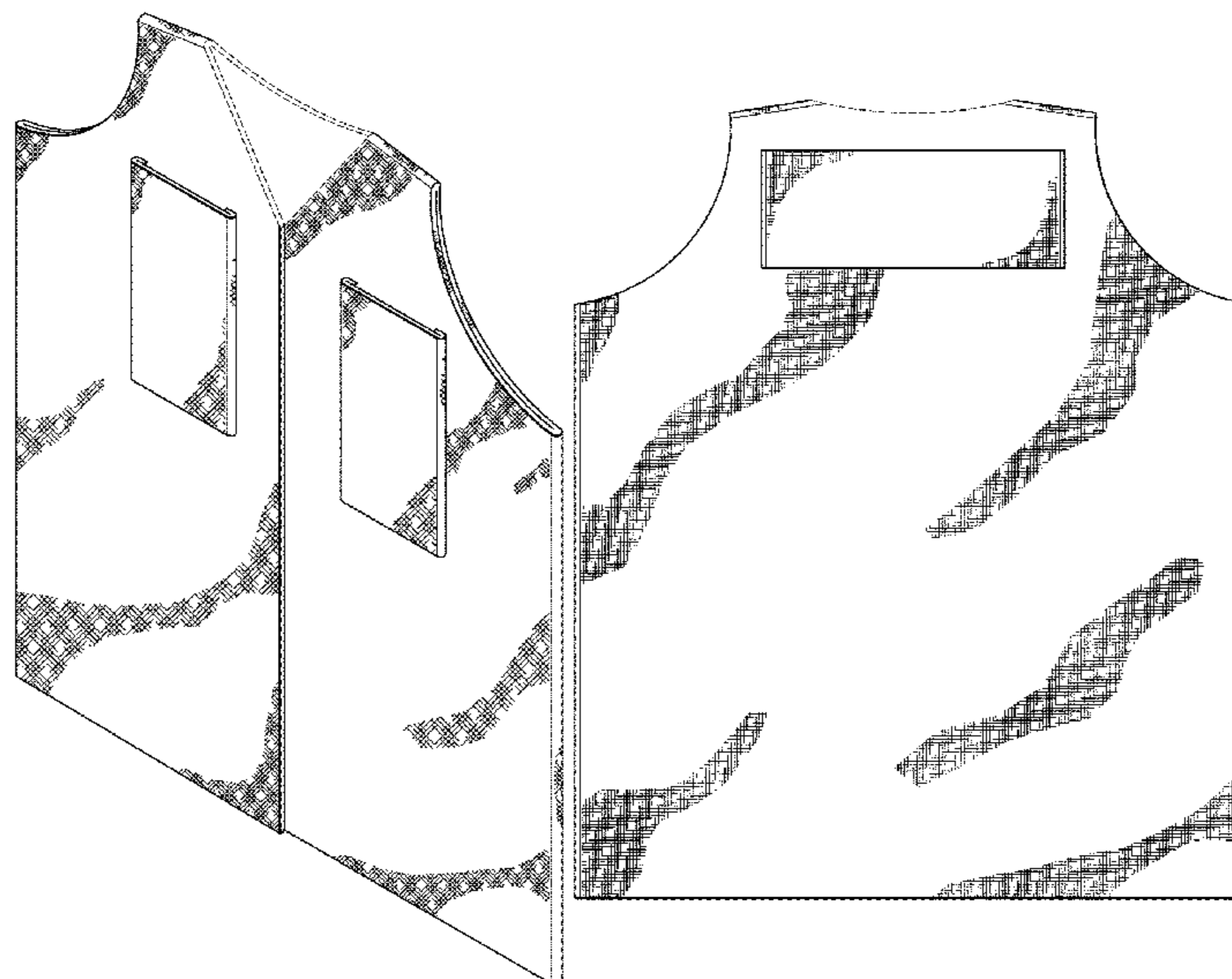
The ornamental design for a temperature regulating garment, as shown and described.

DESCRIPTION

FIG. 1 is a front perspective view of a first embodiment of a temperature regulating garment; FIG. 2 is a front elevational view thereof; FIG. 3 is rear elevational view thereof; FIG. 4 is a left side view thereof; FIG. 5 is a right side view thereof; FIG. 6 is a top view thereof; FIG. 7 is a bottom view thereof; FIG. 8 is a front perspective view of a second embodiment of a temperature regulating garment; FIG. 9 is a front elevational view thereof; FIG. 10 is rear elevational view thereof; FIG. 11 is a left side view thereof; FIG. 12 is a right side view thereof; FIG. 13 is a top view thereof; and, FIG. 14 is a bottom view thereof.

The broken lines in the drawings depict portions of the temperature regulating garment and form no part of the claimed design.

1 Claim, 10 Drawing Sheets



(56)

References Cited

U.S. PATENT DOCUMENTS

D902,337	S	11/2020	Fornaro
D903,982	S	12/2020	Byrne
D913,635	S	3/2021	Colyer et al.
2006/0085888	A1	4/2006	Webb
2010/0242150	A1	9/2010	Trouillot
2011/0231981	A1	9/2011	Appel et al.
2013/0091616	A1	4/2013	Muche et al.
2013/0104281	A1	5/2013	Mattick
2016/0135517	A1	5/2016	Silverberg
2017/0079344	A1	3/2017	Nakajima et al.

* cited by examiner

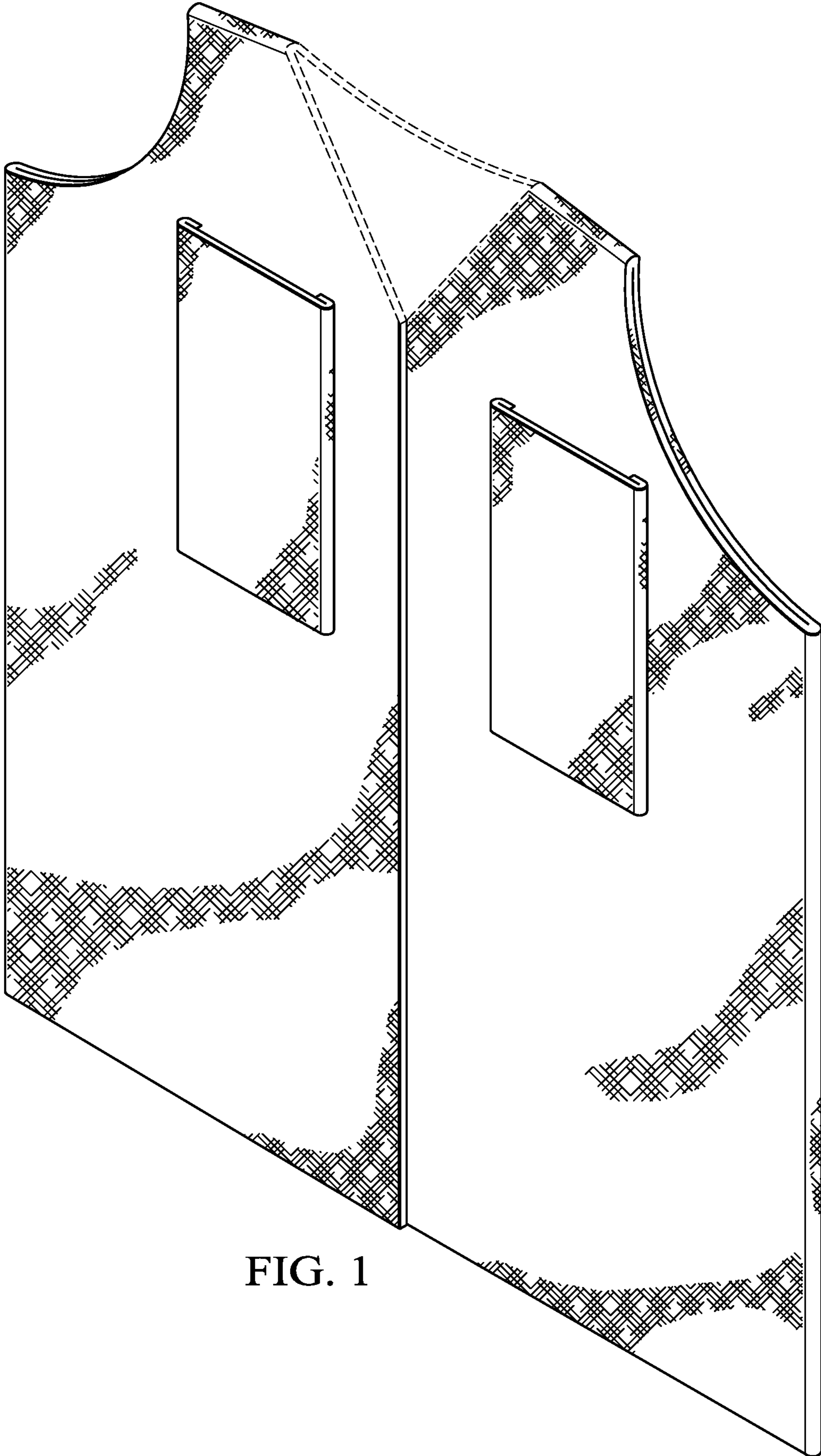


FIG. 1

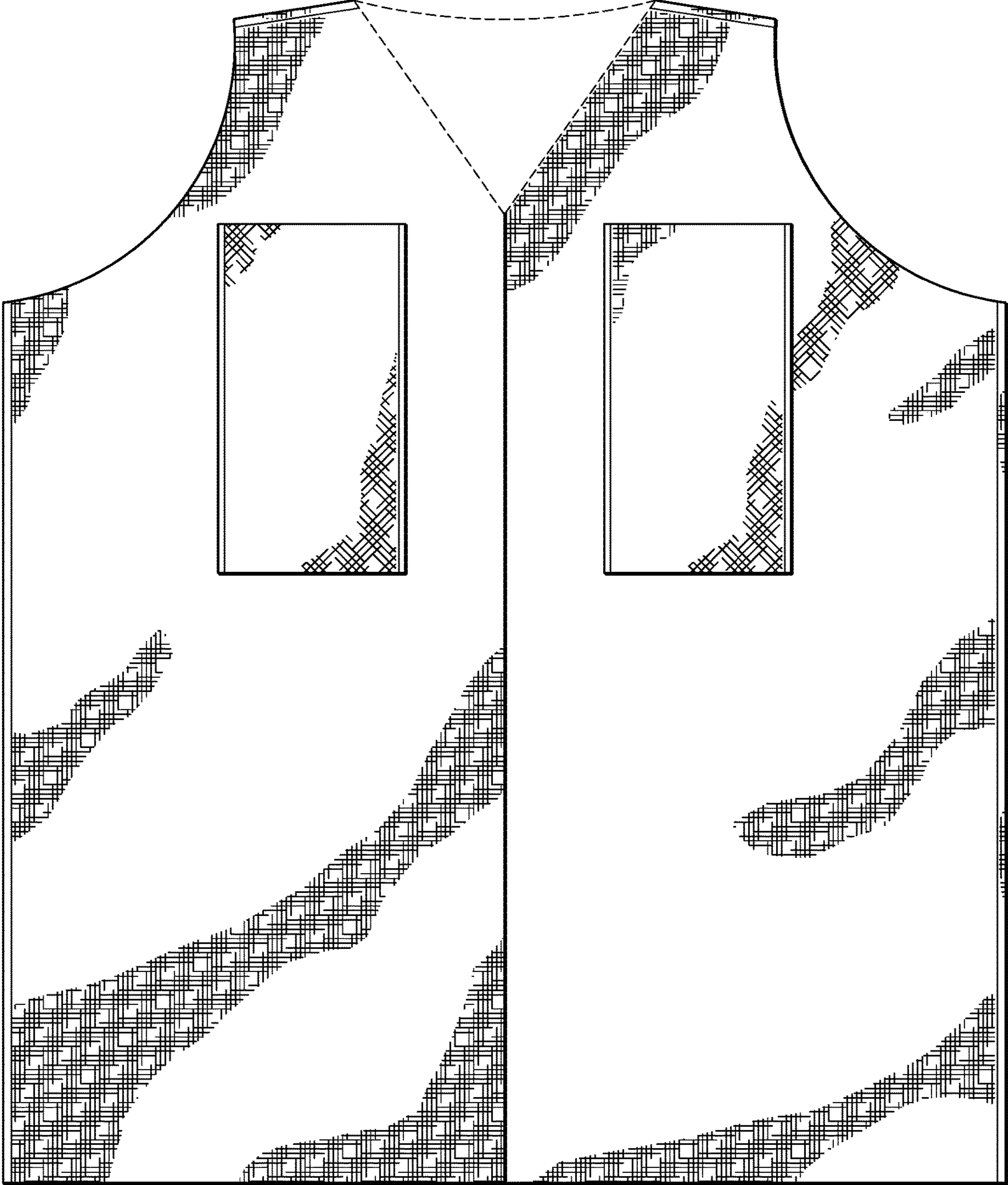


FIG. 2

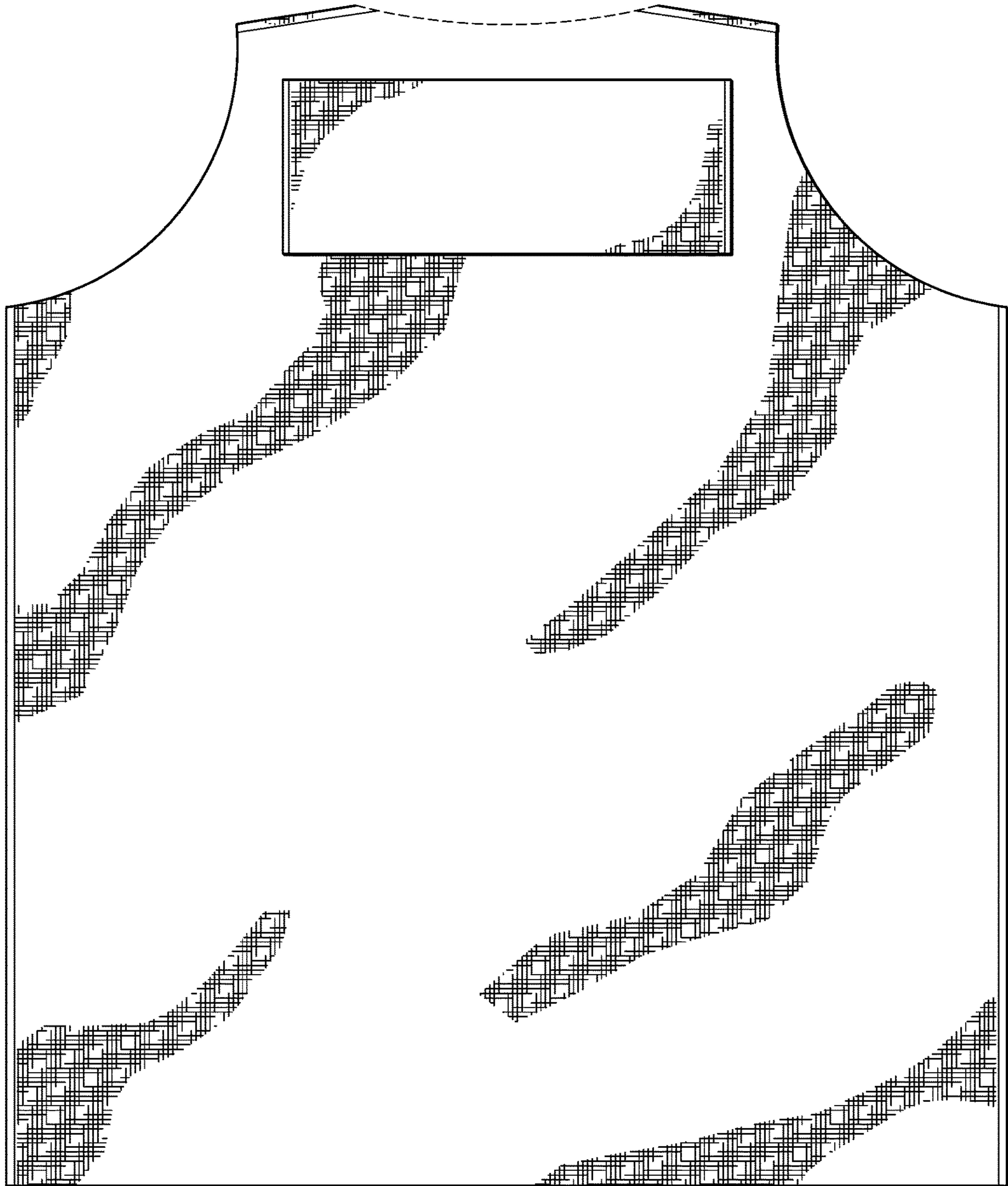


FIG. 3

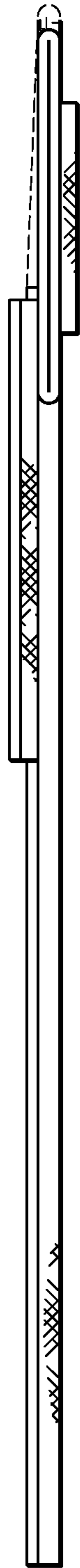


FIG. 4

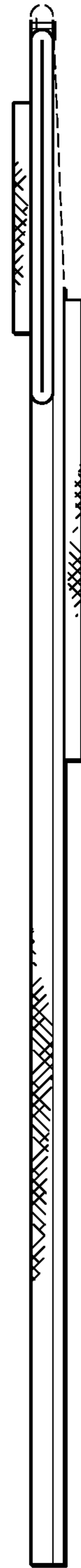


FIG. 5

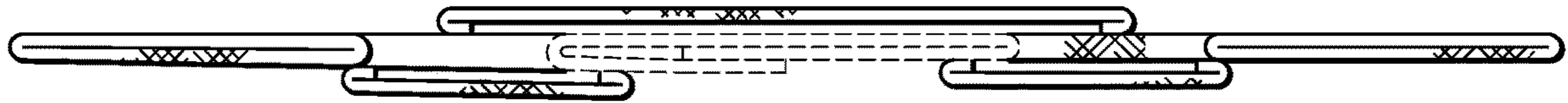


FIG. 6

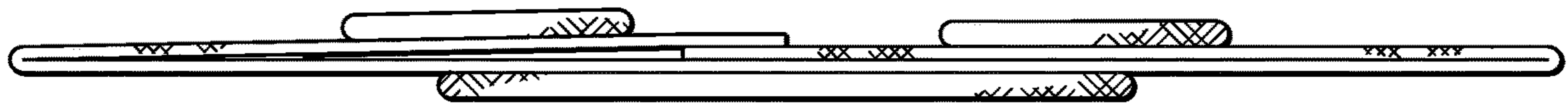


FIG. 7

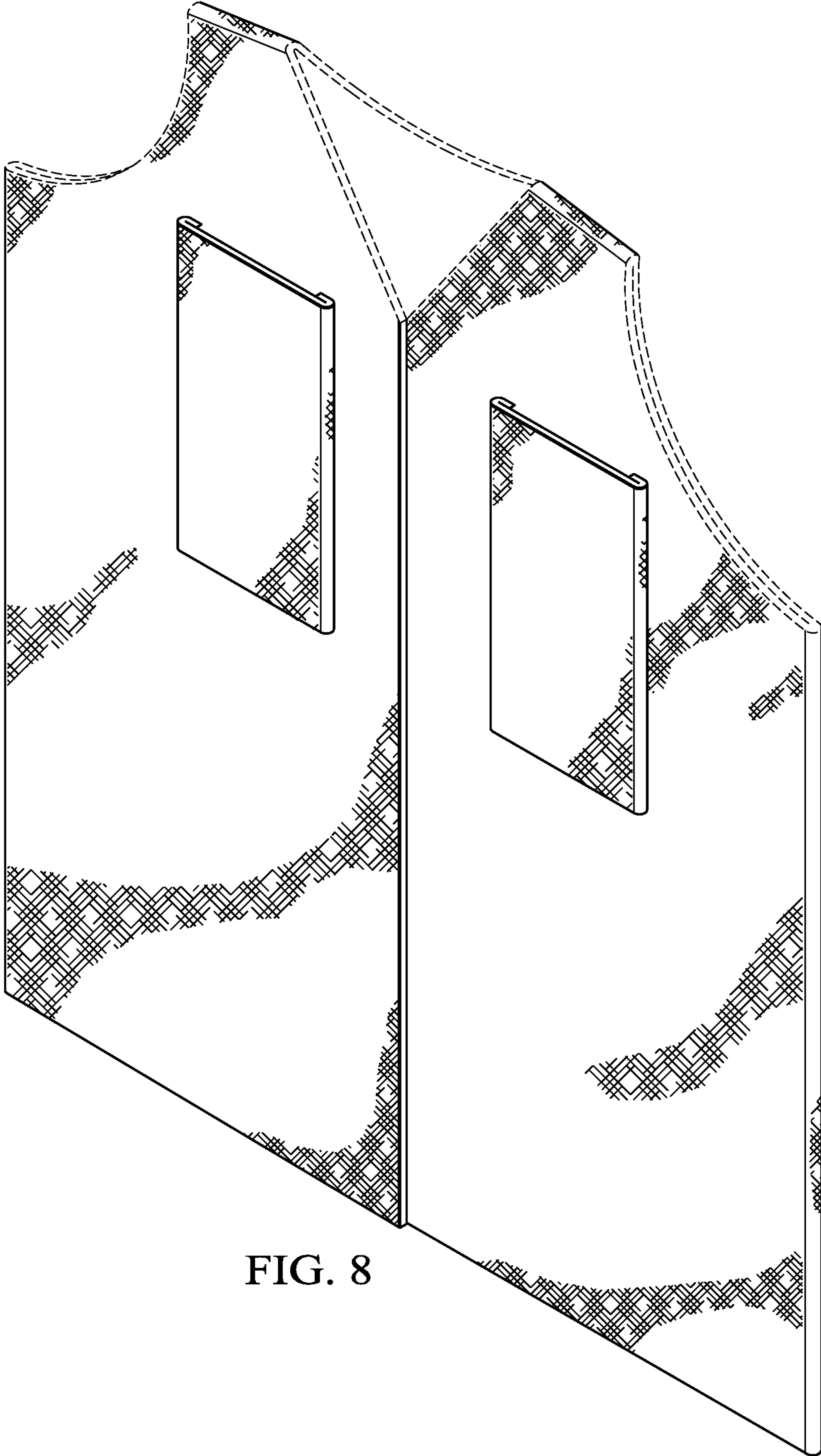


FIG. 8

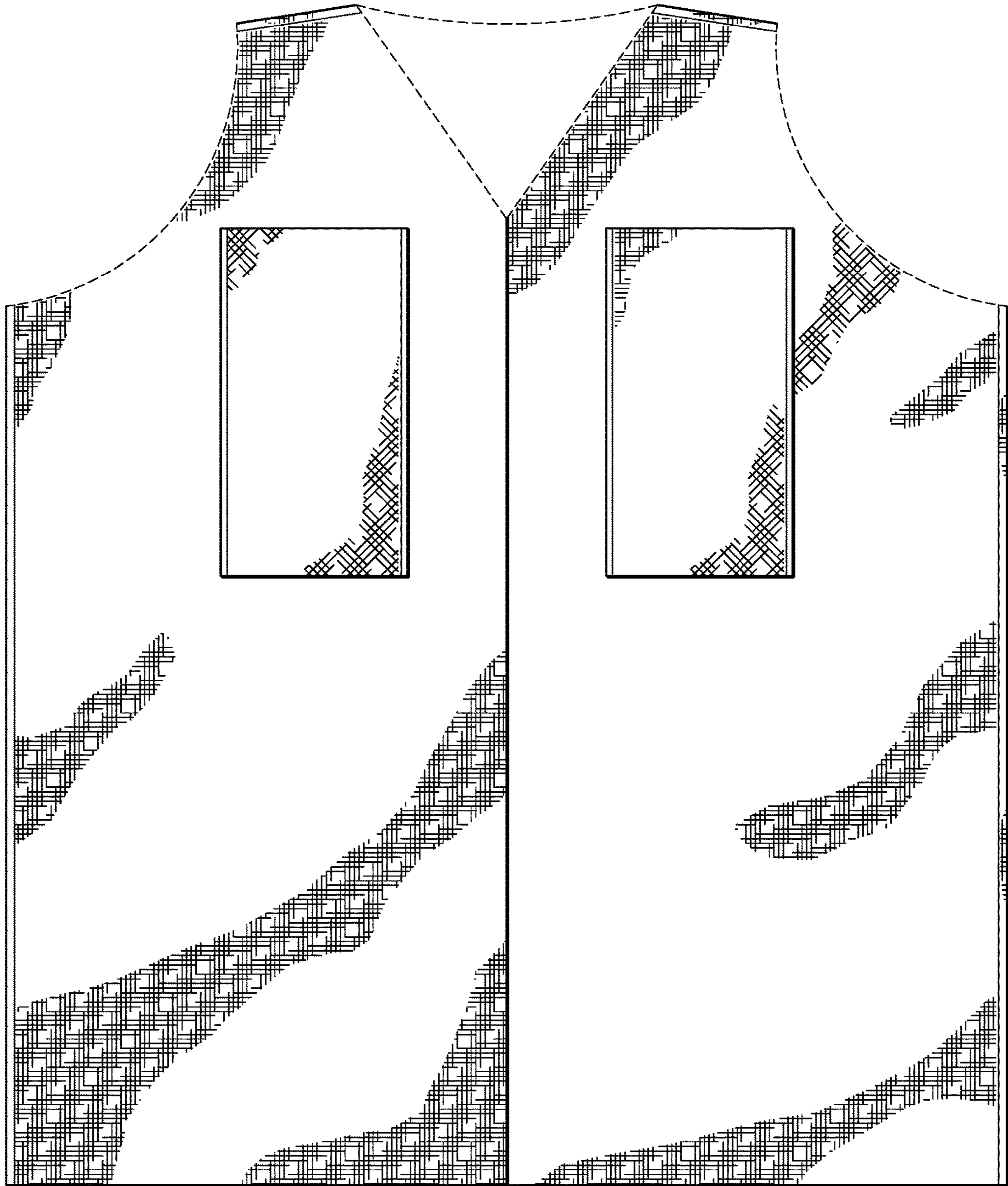


FIG. 9

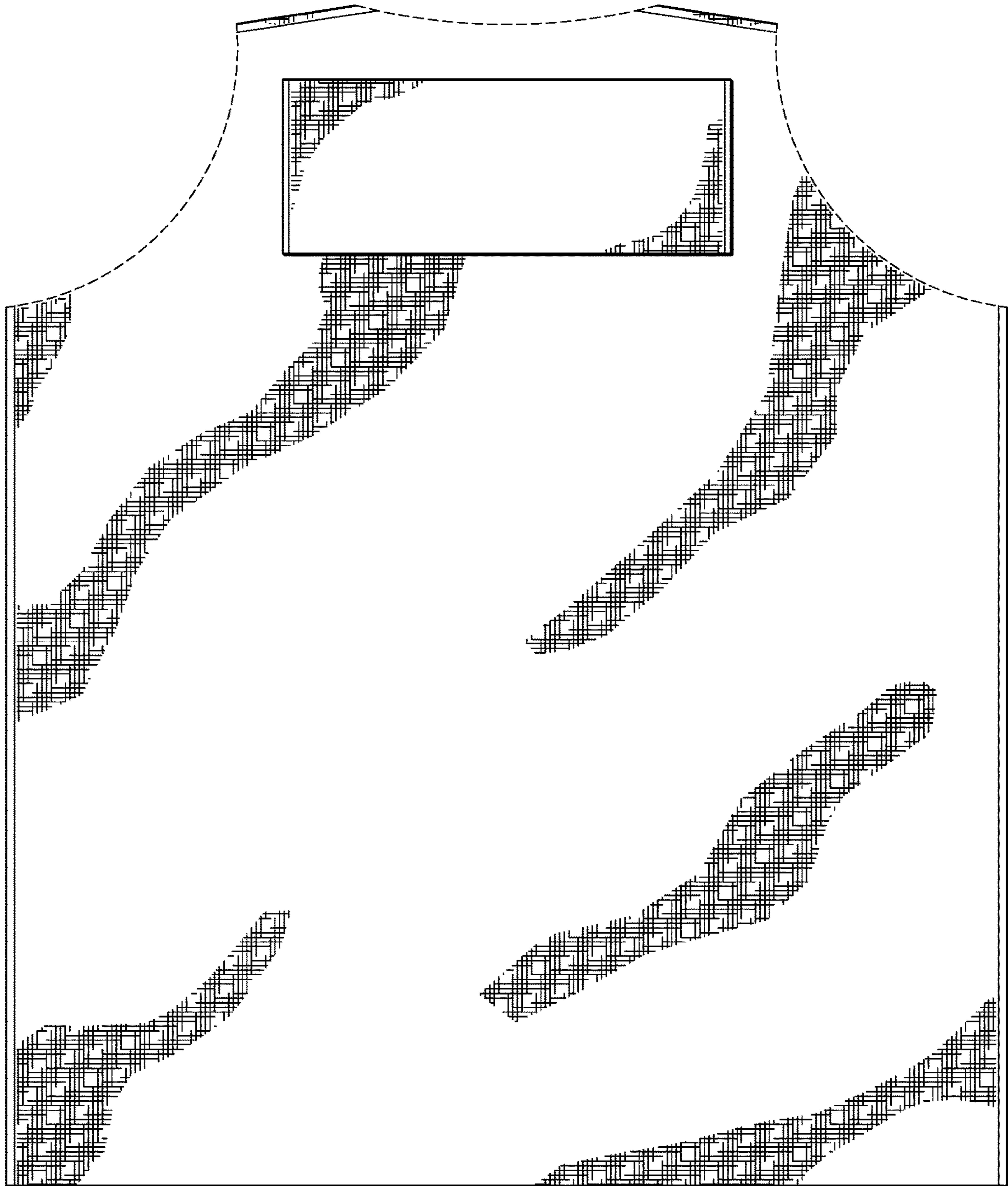


FIG. 10

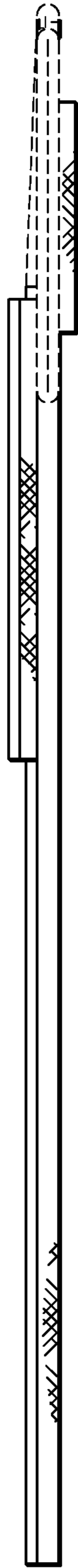


FIG. 11

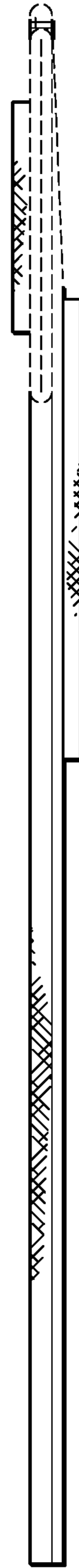


FIG. 12

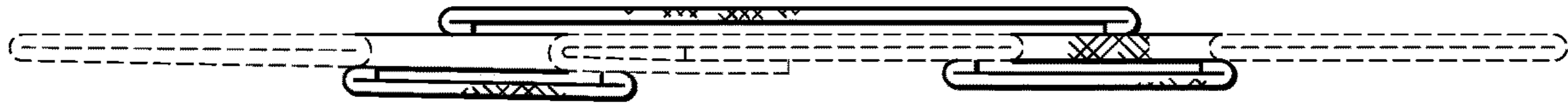


FIG. 13



FIG. 14