



US00D960506S

(12) **United States Design Patent** (10) **Patent No.:** **US D960,506 S**
Abloh et al. (45) **Date of Patent:** **** Aug. 16, 2022**

(54) **JEANS**

(71) Applicant: **OFF-WHITE, LLC**, New York, NY (US)
(72) Inventors: **Virgil Abloh**, New York, NY (US); **Sabrina Mandelli**, Milan (IT)
(73) Assignee: **OFF-WHITE, LLC**, New York, NY (US)

(**) Term: **15 Years**

(21) Appl. No.: **29/752,189**

(22) Filed: **Sep. 25, 2020**

(51) **LOC (13) Cl.** **02-02**

(52) **U.S. Cl.**
USPC **D2/742**

(58) **Field of Classification Search**
USPC D2/742-743, 728, 712
CPC A41D 1/06; A41D 1/22
See application file for complete search history.

(56) **References Cited**

U.S. PATENT DOCUMENTS

D481,195 S *	10/2003	Whisenant, Sr.	D2/742
D483,924 S *	12/2003	Morisset	D2/742
D491,712 S *	6/2004	Morisset	D2/742
D534,709 S *	1/2007	Dipietro	A41D 1/06
				D2/742
D604,478 S *	11/2009	Bizzell	D2/728
D668,433 S *	10/2012	Boyle	D2/742
D779,160 S *	2/2017	Wu	D2/742
D887,676 S *	6/2020	Byrdic	D2/742
2007/0136930 A1 *	6/2007	Dipietro	A41D 1/06
				2/227
2013/0219589 A1 *	8/2013	Jones	A41D 1/06
				2/227

OTHER PUBLICATIONS

FairBeauty Women's Skinny Stretch Jeans, posted Oct. 16, 2020 [online], (retrieved Nov. 9, 2021). Retrieved from the internet, https://www.amazon.com/dp/B094XY7RFS/ref=sspa_dk_detail_4?pd_rd_w=AmhPQ&pf_rd_p=54ed5474-54a8-4c7f-a88a-45f748d18166&pd_rd_wg%E2%80%A6 (Year: 2020).*
Meteor Jeans, posted N/A [online], (retrieved Nov. 9, 2021). Retrieved from the internet, <https://www.off---white.com/en-gr/shopping/off-white-meteor-jeans-16868602> (Year: NA).*

* cited by examiner

Primary Examiner — Kevin K Rudzinski

Assistant Examiner — J. Thorn, Sr.

(74) *Attorney, Agent, or Firm* — Epstein Drangel LLP; Robert L. Epstein

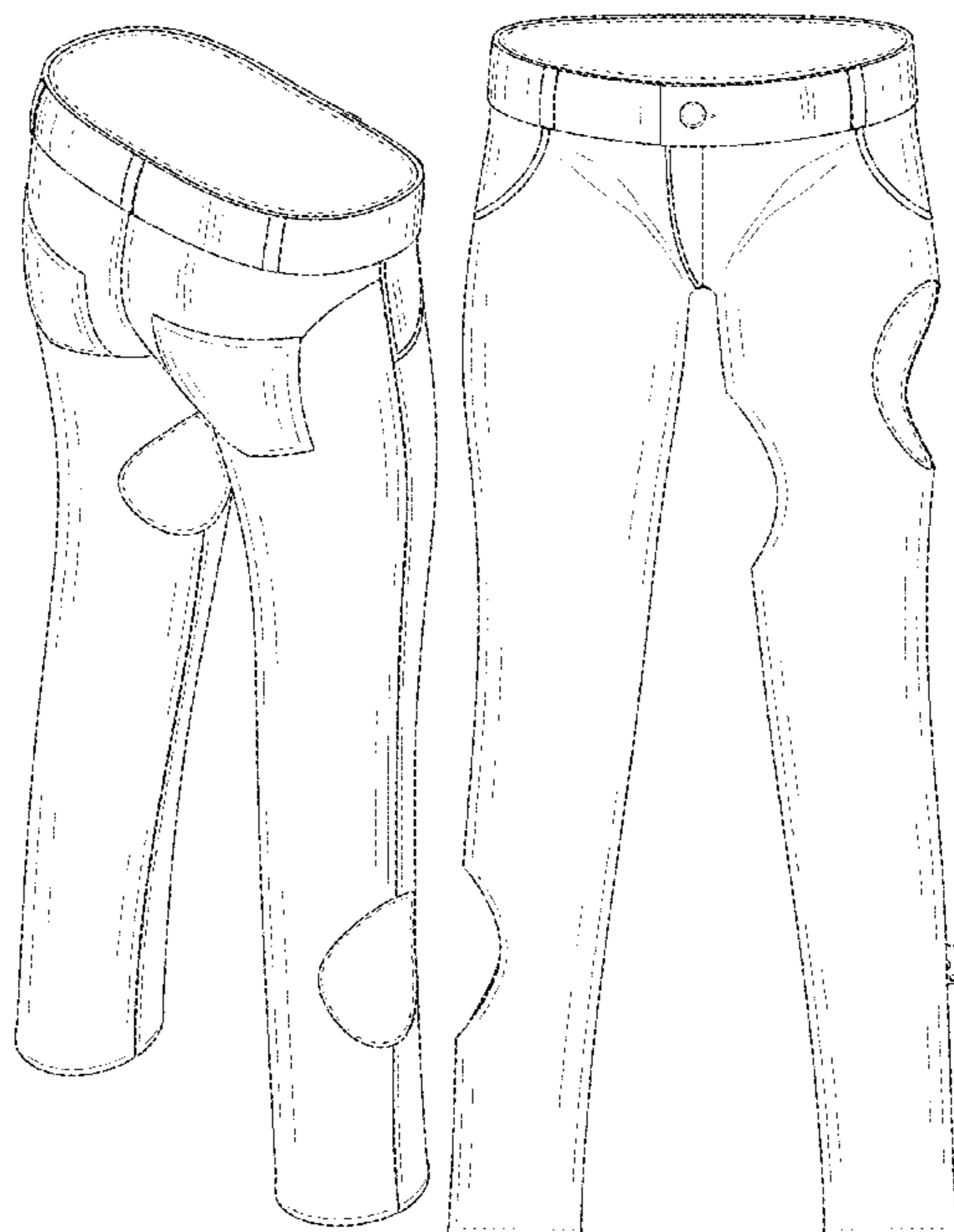
(57) **CLAIM**

The ornamental design for jeans, substantially shown and described.

DESCRIPTION

FIG. 1 is an isometric view of the jeans showing the top, front and right side thereof;
FIG. 2 is a isometric view of the jeans showing the top, rear and left side thereof;
FIG. 3 is a front elevation view thereof;
FIG. 4 is a rear elevation view thereof;
FIG. 5 is an elevation view of the left side thereof;
FIG. 6 is an elevation view of the right side thereof;
FIG. 7 is a top plan view thereof; and,
FIG. 8 is a bottom plan view thereof.
The broken lines in the drawings depict boundaries of the claim and form no part of the claimed design.

1 Claim, 6 Drawing Sheets



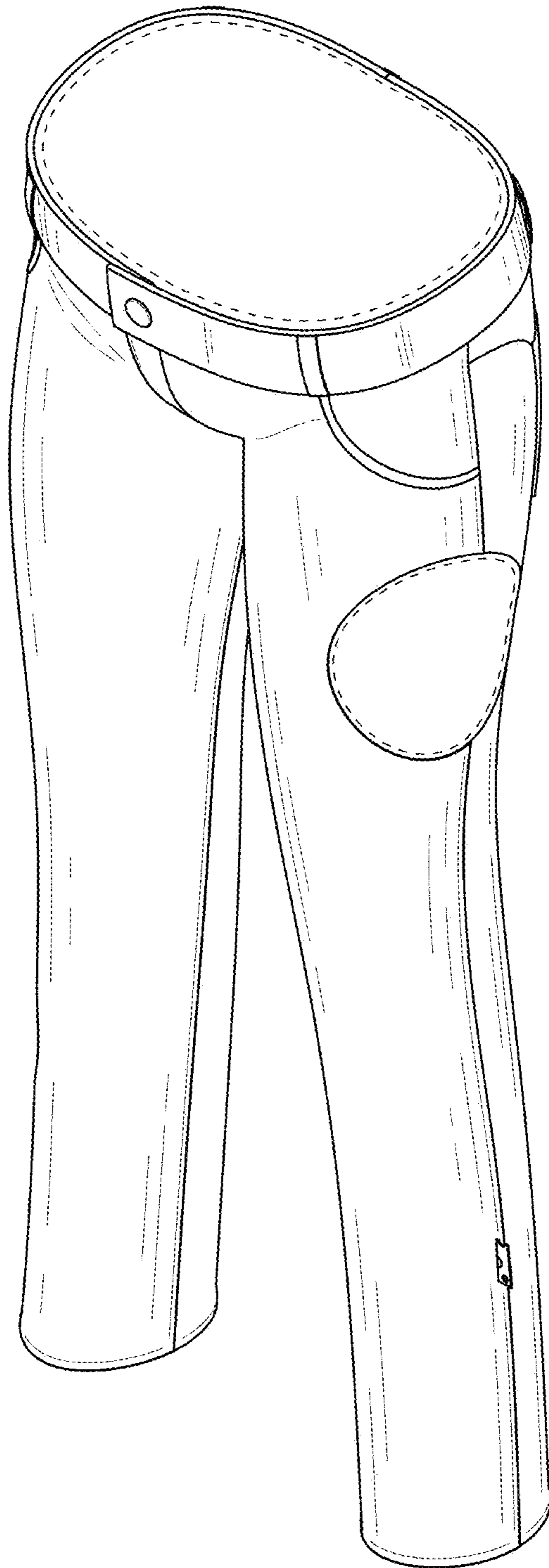


FIG. 1

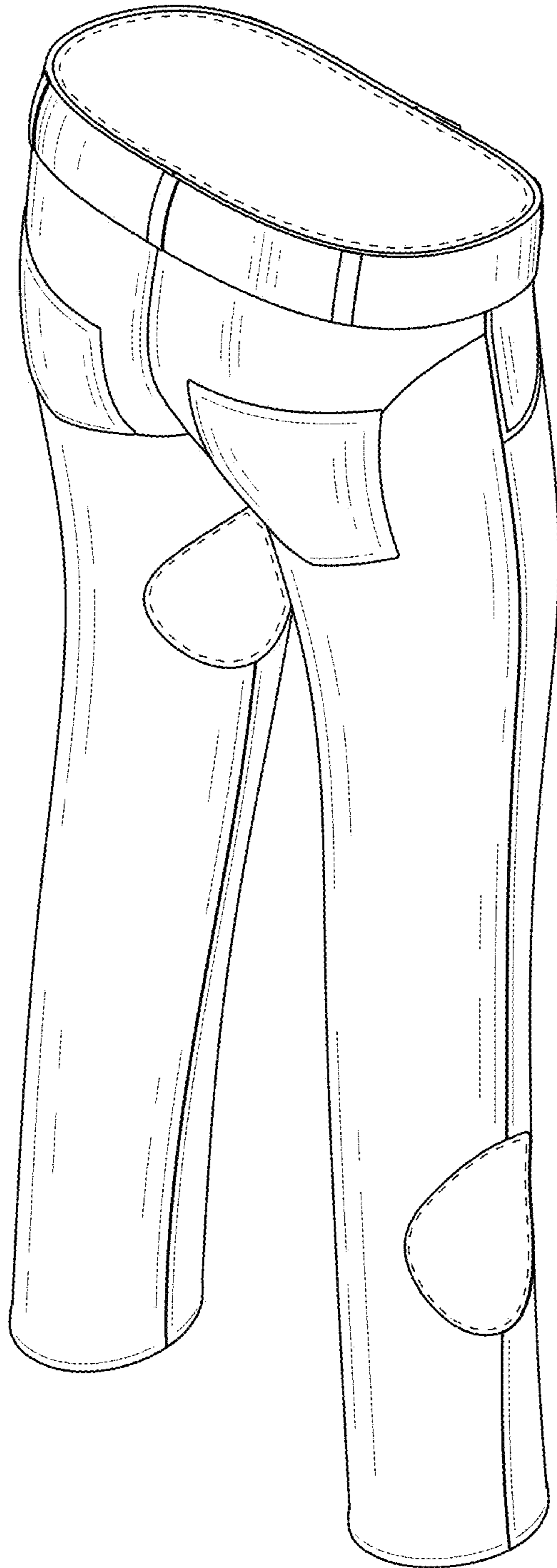


FIG. 2



FIG. 3

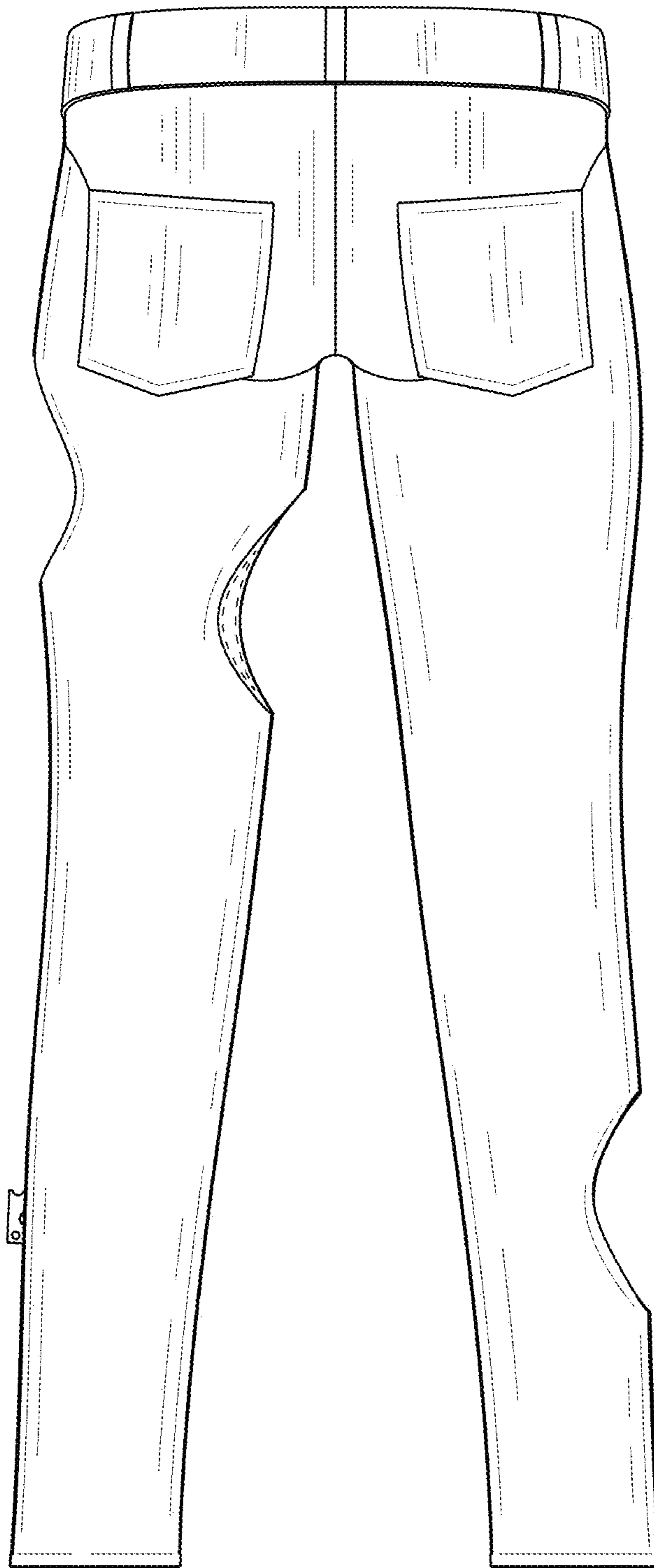


FIG. 4

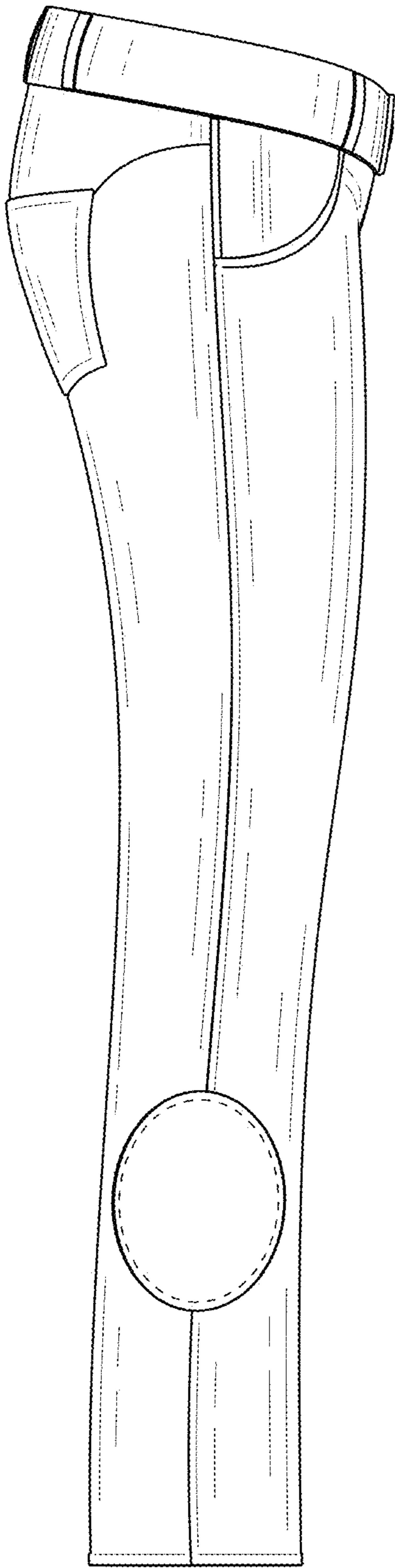


FIG. 5

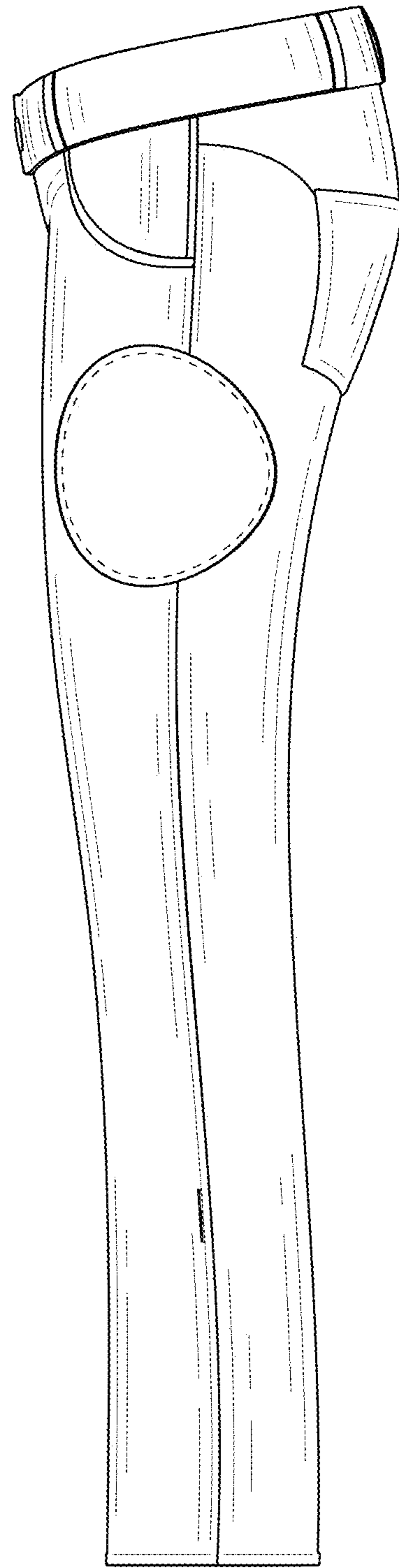


FIG. 6

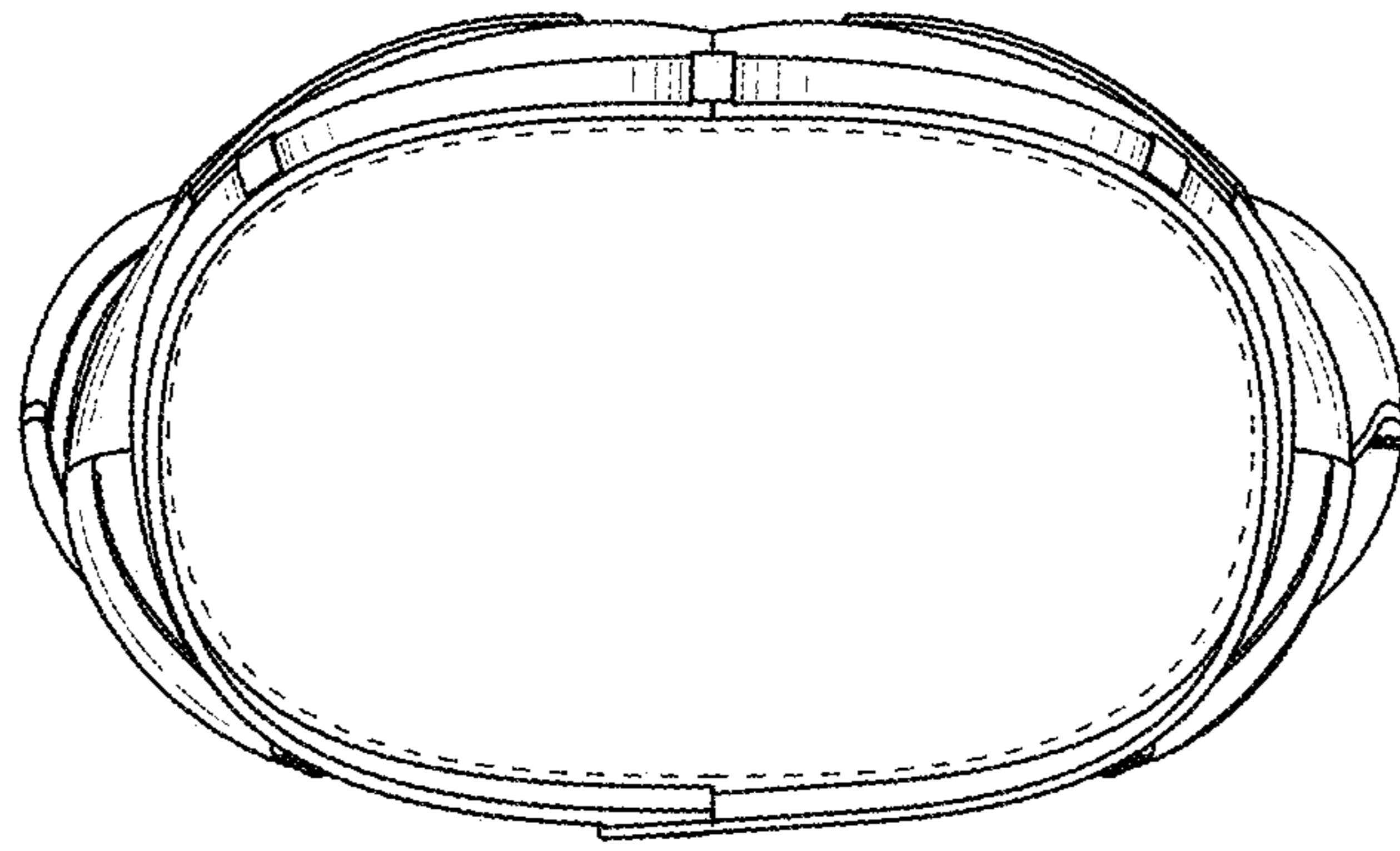


FIG. 7

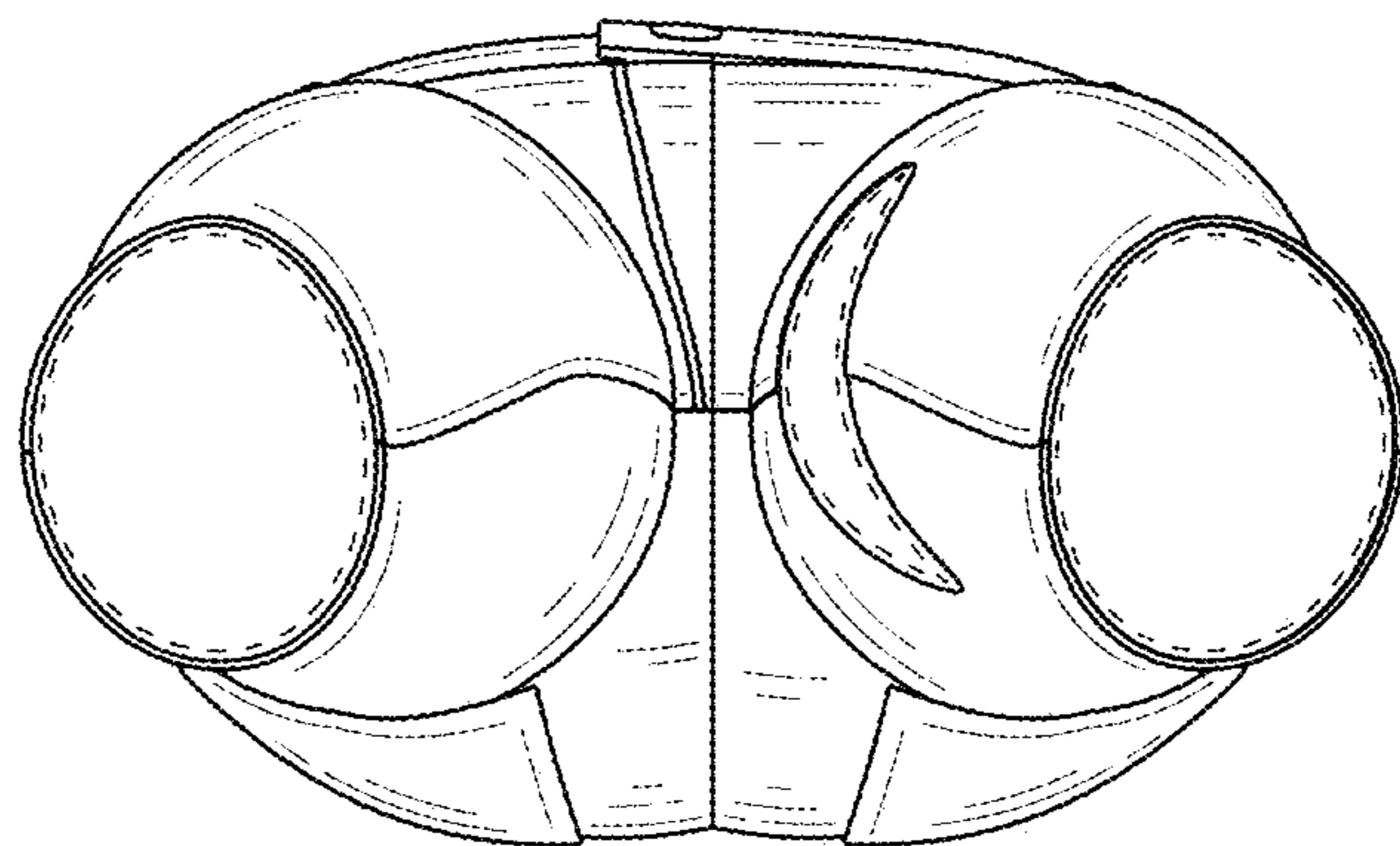


FIG. 8