

US00D960505S

(12) **United States Design Patent**  
**Russell**

(10) **Patent No.:** **US D960,505 S**

(45) **Date of Patent:** **\*\* Aug. 16, 2022**

(54) **CARGO TROUSERS**

(71) Applicant: **Supreme Committee for Delivery & Legacy, Doha (QA)**

(72) Inventor: **James John Curtis Russell, London (GB)**

(73) Assignee: **Supreme Committee for Delivery & Legacy, Doha (QA)**

(\*\*) Term: **15 Years**

(21) Appl. No.: **29/748,998**

(22) Filed: **Sep. 2, 2020**

(30) **Foreign Application Priority Data**

Mar. 3, 2020 (EM) ..... 007732631-0003

(51) **LOC (13) Cl.** ..... **02-02**

(52) **U.S. Cl.**  
USPC ..... **D2/742**

(58) **Field of Classification Search**  
USPC ..... D2/857, 728, 791, 742  
CPC ..... A41D 1/06; A41D 27/20  
See application file for complete search history.

(56) **References Cited**

U.S. PATENT DOCUMENTS

D641,959 S *	7/2011	Abrams	.....	D2/742
D686,798 S *	7/2013	Sako	.....	D2/742
D696,487 S *	12/2013	Kurmanow	.....	D2/742
D732,273 S *	6/2015	Roberts	.....	D2/742
D796,785 S *	9/2017	Suarez	.....	D2/742
D848,709 S *	5/2019	Bankole	.....	D2/742
D852,461 S *	7/2019	Grosbol	.....	D2/742

\* cited by examiner

*Primary Examiner* — Kevin K Rudzinski

*Assistant Examiner* — J. Thorn, Sr.

(74) *Attorney, Agent, or Firm* — Sughrue Mion, PLLC

(57) **CLAIM**

The ornamental design for cargo trousers, as shown and described.

**DESCRIPTION**

FIG. 1 is a perspective view of cargo trousers showing my new design;

FIG. 2 is a front elevational view thereof;

FIG. 3 is a right side elevational view thereof;


FIG. 4 is a rear elevational view thereof; and,

FIG. 5 is a detailed view of a pocket thereof.


**1 Claim, 5 Drawing Sheets**




**FIG. 1**




**FIG. 2**



**FIG. 3**



**FIG. 4**



**FIG. 5**

