



US00D960504S

(12) **United States Design Patent**
Shin

(10) **Patent No.:** **US D960,504 S**
(45) **Date of Patent:** **** Aug. 16, 2022**

(54) **PANTS FOR PATIENTS**

- (71) Applicant: **Jung Bo Shin**, Seoul (KR)
- (72) Inventor: **Jung Bo Shin**, Seoul (KR)
- (**) Term: **15 Years**
- (21) Appl. No.: **29/716,435**
- (22) Filed: **Dec. 10, 2019**

(30) **Foreign Application Priority Data**

- Jun. 10, 2019 (KR) 30-2019-0027314
- (51) **LOC (13) Cl.** **02-02**
- (52) **U.S. Cl.**
USPC **D2/742**
- (58) **Field of Classification Search**
USPC D2/742, 739, 999
CPC A41D 1/00; A41D 1/06; A41D 13/00
See application file for complete search history.

(56) **References Cited**

U.S. PATENT DOCUMENTS

D255,168 S *	6/1980	Taylor	D2/742
D608,528 S *	1/2010	Tonetti-Spellman	D2/742
D613,038 S *	4/2010	Viola	D2/742
D771,909 S *	11/2016	Robinson	D2/742
D841,288 S *	2/2019	Ostrowski	D2/742
D885,009 S *	5/2020	Lascsak	D2/742
2016/0081402 A1 *	3/2016	Nixon, Jr.	A41D 1/08
				2/227

OTHER PUBLICATIONS

BIHIKI Patient Pants Patient Care Clothes, posted Jan. 31, 2019 [online], (retrieved Oct. 5, 2021). Retrieved from the internet, <https://www.amazon.com/BIHIKI-Clothing-Disability-Patients-Bedridden/dp/B07QS62BFP> (Year: 2019).*

Butter-Soft Core by UA™ Women's 2-Pocket Elastic Waist Scrub Pants, posted early as Jun. 30, 2011 [online], (retrieved Oct. 5, 2021). Retrieved from the internet, <https://www.uniformadvantage.com/pages/prod/ua36c-elastic-waist-pants.asp?1=1&navbar=5&frmColor=RROY> (Year: 2011).*

* cited by examiner

Primary Examiner — Kevin K Rudzinski

Assistant Examiner — J. Thorn, Sr.

(74) *Attorney, Agent, or Firm* — Bacon & Thomas, PLLC

(57) **CLAIM**

The ornamental design for pants for patients, as shown and described.

DESCRIPTION

FIG. 1 is a perspective view of pants for patients according to the invention;

FIG. 2 is a front elevational view thereof;

FIG. 3 is a rear elevational view thereof;

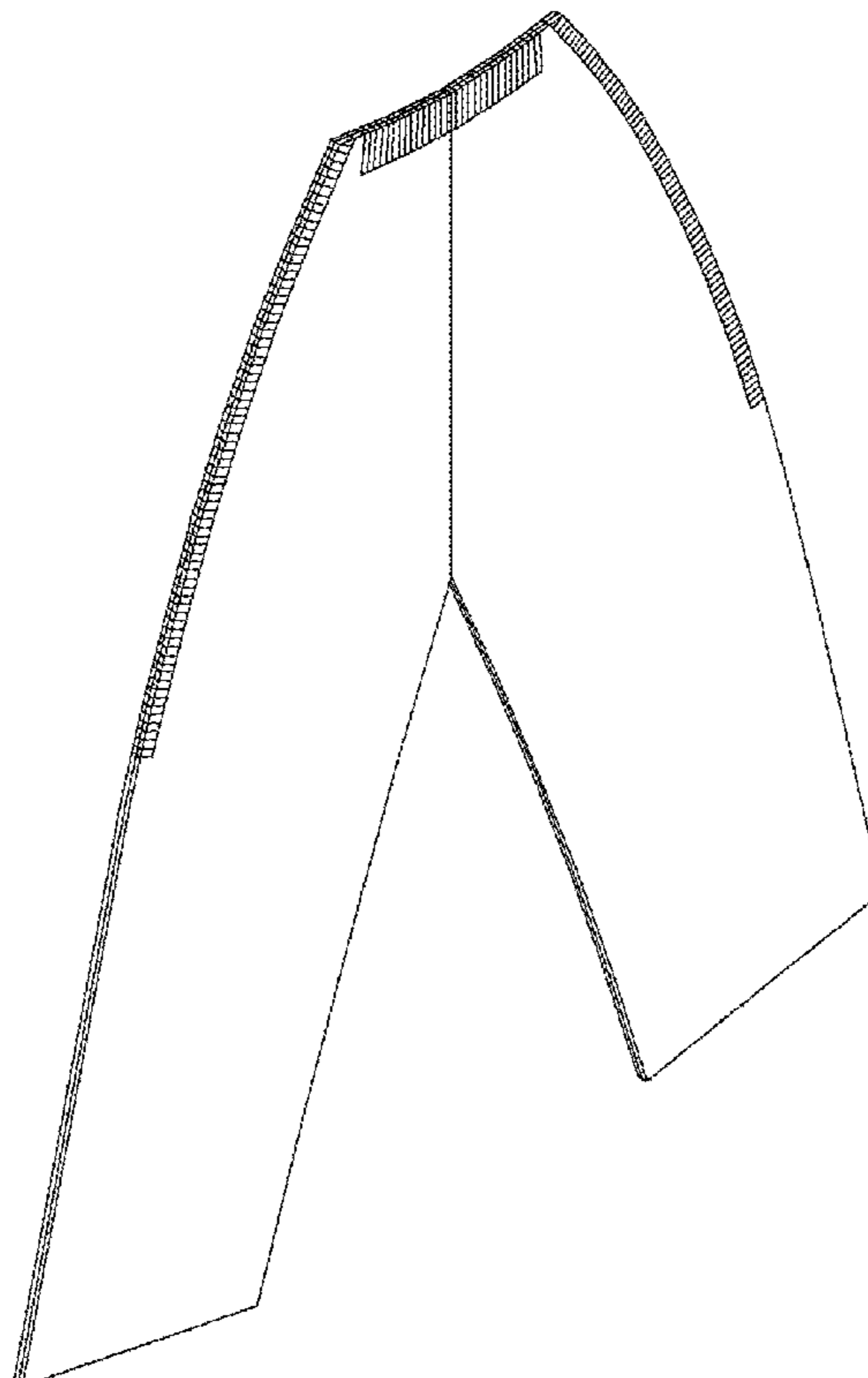
FIG. 4 is a left-side elevational view thereof;

FIG. 5 is a right-side elevational view thereof;

FIG. 6 is a top plan view thereof; and,

FIG. 7 is a bottom plan view thereof.

1 Claim, 7 Drawing Sheets



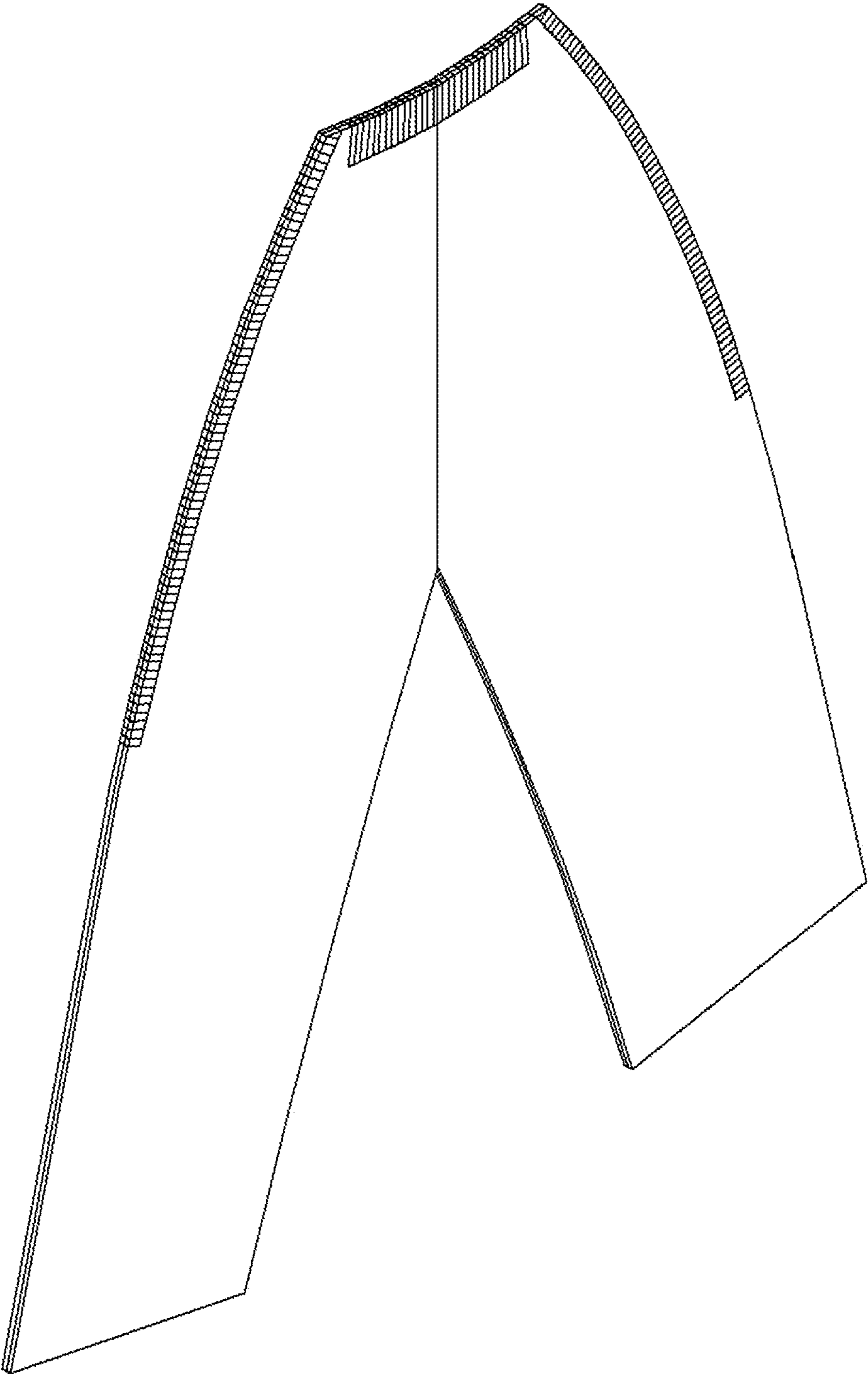


FIG. 1

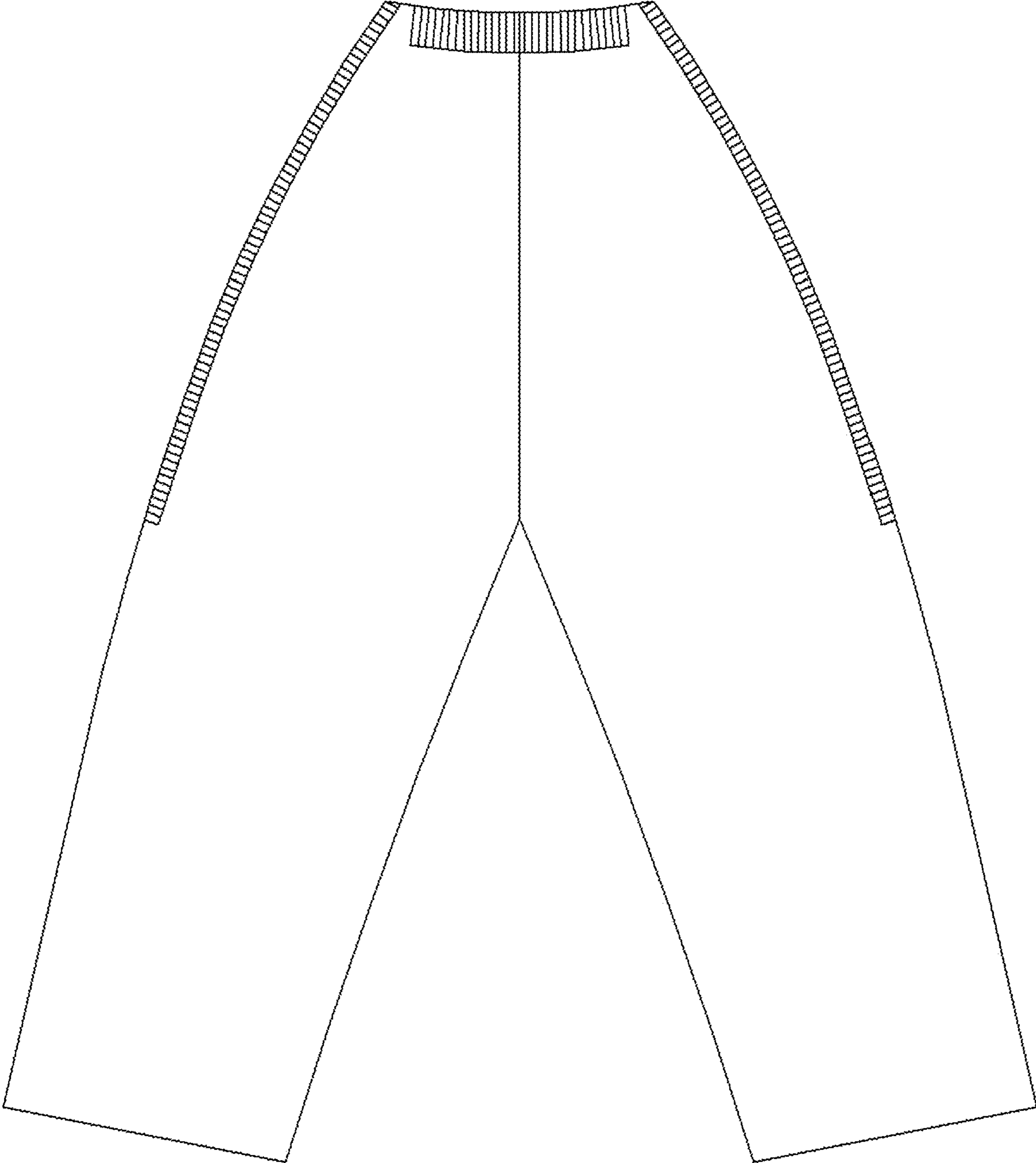


FIG. 2

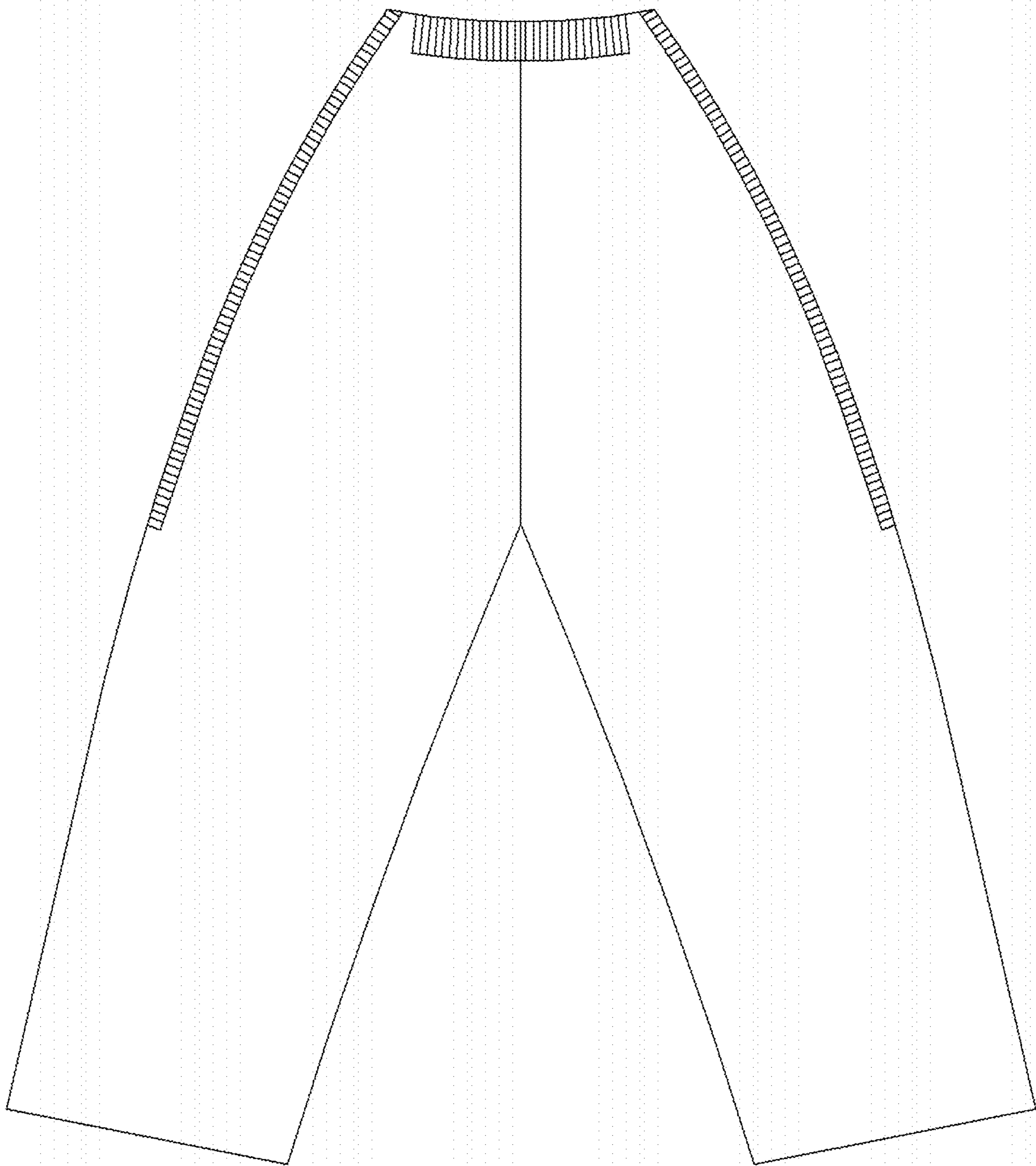


FIG. 3

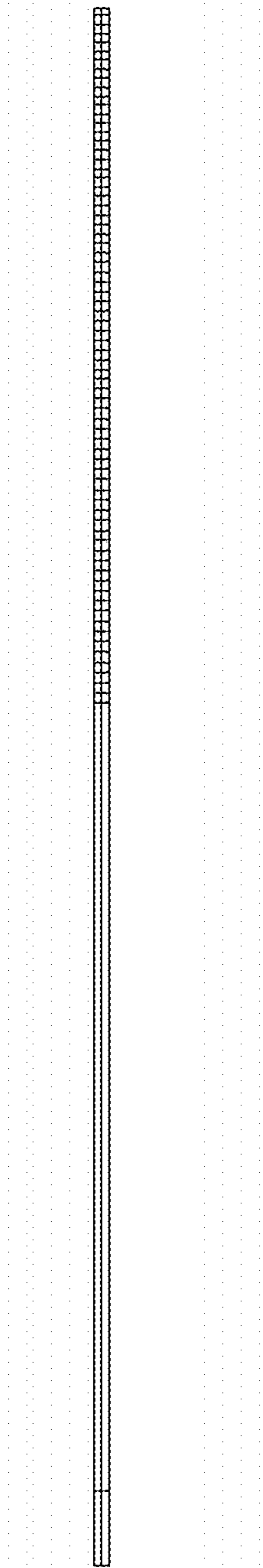


FIG. 4



FIG. 5




FIG. 6

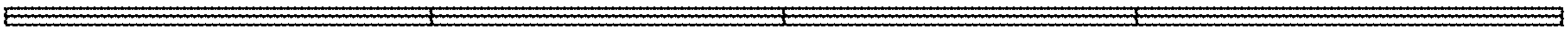


FIG. 7