



US00D960490S

(12) **United States Design Patent**
Zheng

(10) **Patent No.:** **US D960,490 S**

(45) **Date of Patent:** **** Aug. 16, 2022**

(54) **WAIST TRIMMER**

(71) Applicant: **Guangzhou Buythem Imp. & Exp. Co., Ltd.**, Guangzhou (CN)

(72) Inventor: **Qinwen Zheng**, Guangzhou (CN)

(**) Term: **15 Years**

(21) Appl. No.: **29/769,450**

(22) Filed: **Feb. 5, 2021**

(51) **LOC (13) Cl.** **02-01**

(52) **U.S. Cl.**
USPC **D2/702**; D24/190

(58) **Field of Classification Search**
USPC D2/701-702, 624, 627; D24/190
CPC A61F 5/009; A61F 5/028; A61F 5/03
See application file for complete search history.

(56) **References Cited**

U.S. PATENT DOCUMENTS

3,441,027	A *	4/1969	Lehman	A61F 5/03
					450/154
5,179,942	A *	1/1993	Drulias	A61F 5/028
					128/101.1
D601,705	S	10/2009	Bauerfeind et al.		
D633,622	S	3/2011	Chiang		
D660,439	S	5/2012	Chen et al.		
D812,236	S	3/2018	Burke et al.		
D813,320	S	3/2018	Delarosa		
D860,466	S	9/2019	Chiang et al.		
D875,261	S *	2/2020	Liu	D24/190

D881,515	S *	4/2020	Mei	D2/702
D917,054	S *	4/2021	Woo	D24/190
D918,403	S *	5/2021	Chen	D24/200
D920,523	S *	5/2021	Lin	D24/190
D937,427	S *	11/2021	Li	D24/190

OTHER PUBLICATIONS

Qeesmei Waist Trainer Belt for Women & Man, posted Feb. 9, 2019 [online], (retrieved Sep. 1, 2021). Retrieved from the internet, https://www.amazon.com/dp/B07SVWYZ2Y/ref=twister_B07NYBWJT8 (Year: 2019).*

* cited by examiner

Primary Examiner — Kevin K Rudzinski

Assistant Examiner — J. Thorn, Sr.

(74) *Attorney, Agent, or Firm* — Runit Ranjit Kanakia

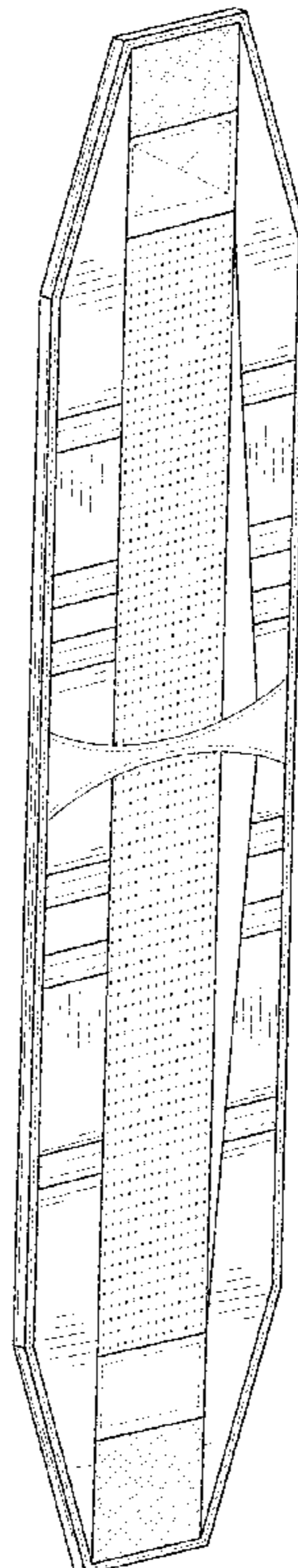
(57) **CLAIM**

I claim the ornamental design for a waist trimmer, as shown and described.

DESCRIPTION

FIG. 1 is a Perspective view of a waist trimmer showing my new design;
FIG. 2 is a Front view thereof;
FIG. 3 is a Back view thereof;
FIG. 4 is a Right-side view thereof;
FIG. 5 is a Left-side view thereof;
FIG. 6 is a Top view thereof; and,
FIG. 7 is a Bottom view thereof.
The broken lines in the drawings depict stitching and form no part of the claimed design.

1 Claim, 5 Drawing Sheets



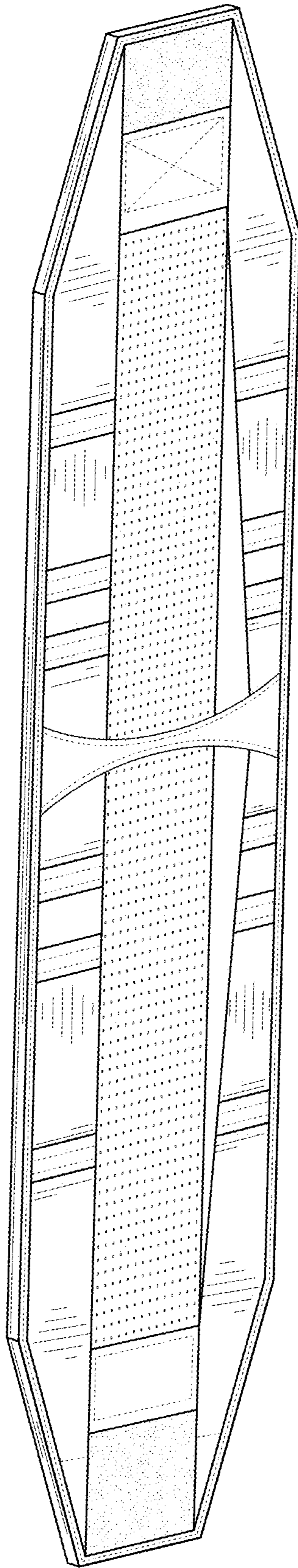


FIG. 1

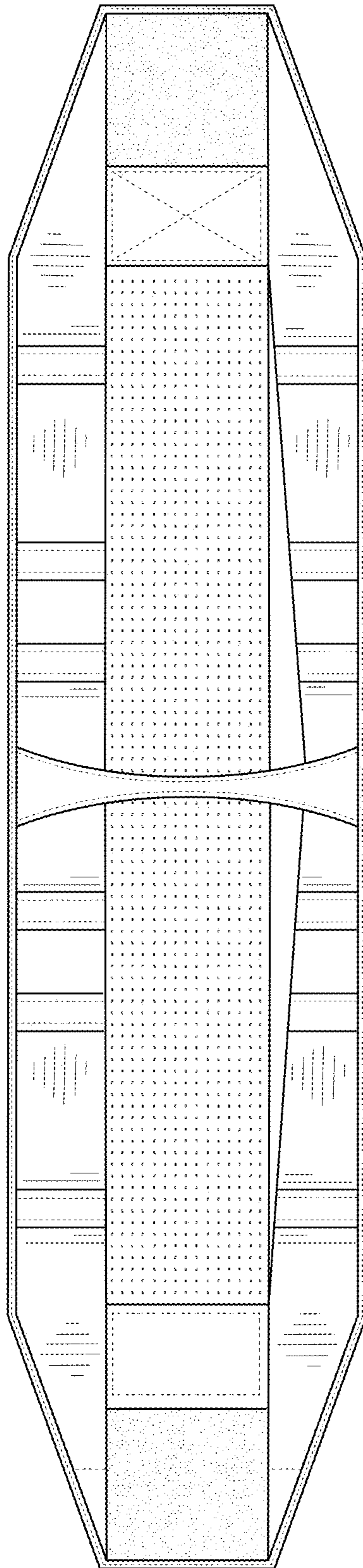


FIG. 2

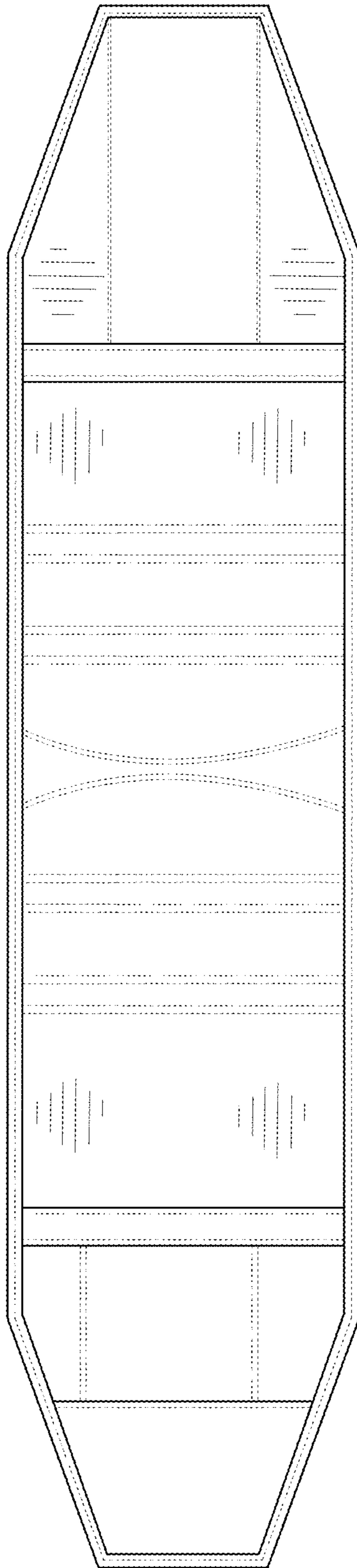


FIG. 3



FIG. 4



FIG. 5

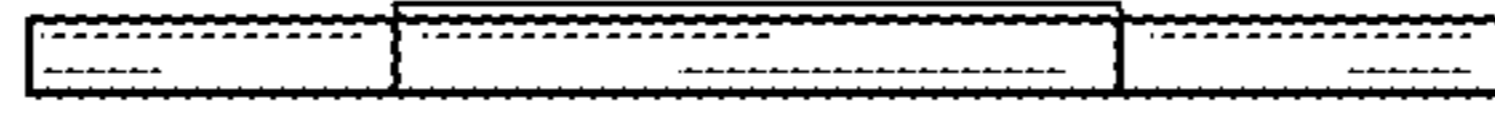


FIG. 6




FIG. 7