



US00D960469S

(12) **United States Design Patent** (10) **Patent No.:** **US D960,469 S**
Park et al. (45) **Date of Patent:** **** *Aug. 9, 2022**

(54) **ELECTRONIC WASHING AND DRYING MACHINE FOR LAUNDRY PURPOSE**

(71) Applicant: **LG ELECTRONICS INC.**, Seoul (KR)

(72) Inventors: **Sojin Park**, Seoul (KR); **Hoil Jeon**, Seoul (KR); **Junghwan Lee**, Seoul (KR); **Eunyoung Chee**, Seoul (KR); **Nerry Son**, Seoul (KR); **Hyewon Kim**, Seoul (KR)

(73) Assignee: **LG ELECTRONICS INC.**, Seoul (KR)

(*) Notice: This patent is subject to a terminal disclaimer.

(**) Term: **15 Years**

(21) Appl. No.: **29/729,325**

(22) Filed: **Mar. 25, 2020**

(51) **LOC (13) Cl.** **15-05**

(52) **U.S. Cl.**
USPC **D32/5**

(58) **Field of Classification Search**
USPC D21/526; D32/5, 6, 8, 11, 25
CPC D06F 25/00; D06F 95/00; D06F 39/125;
D06F 23/02; D06F 58/02; D06F 29/005;
D06F 58/26; D06F 39/12; D06F 39/083
See application file for complete search history.

(56) **References Cited**

U.S. PATENT DOCUMENTS

D298,873 S * 12/1988 Erickson D32/5
D458,316 S * 6/2002 Bao D21/526
D517,254 S * 3/2006 Geyer D32/5
D531,765 S * 11/2006 Schoene D32/8
D544,157 S * 6/2007 Crookshanks D32/25
D589,216 S * 3/2009 Park D32/6
D640,020 S * 6/2011 Helot D32/5

D739,095 S * 9/2015 Shu D32/6
9,416,475 B2 * 8/2016 Kulkarni D06F 25/00
D769,553 S * 10/2016 Lee D32/6
D770,698 S * 11/2016 Lee D32/6
D776,374 S * 1/2017 Lee D32/11
D780,386 S * 2/2017 Lee D32/6
D781,004 S * 3/2017 Lee D32/6
D806,329 S * 12/2017 Carlehed D32/6
D816,925 S * 5/2018 Bixby D32/6

(Continued)

OTHER PUBLICATIONS

Lowe's <https://www.lowes.com/pd/LG-WashTower-Electric-Stacked-Laundry-Center-with-4-5-cu-ft-Washer-and-7-4-cu-ft-Dryer-ENERGY-STAR/5001634635> (Year: 2020).*

Primary Examiner — Michelle E. Wilson

Assistant Examiner — Richard E Yenchesky

(74) *Attorney, Agent, or Firm* — Birch, Stewart, Kolasch & Birch, LLP

(57) **CLAIM**

The ornamental design for an electronic washing and drying machine for laundry purpose, as shown and described.

DESCRIPTION

FIG. 1 is a front perspective view of the electronic washing and drying machine for laundry purpose showing our new design;

FIG. 2 is a front view thereof;

FIG. 3 is a rear view thereof;

FIG. 4 is a left side view thereof;

FIG. 5 is a right side view thereof;

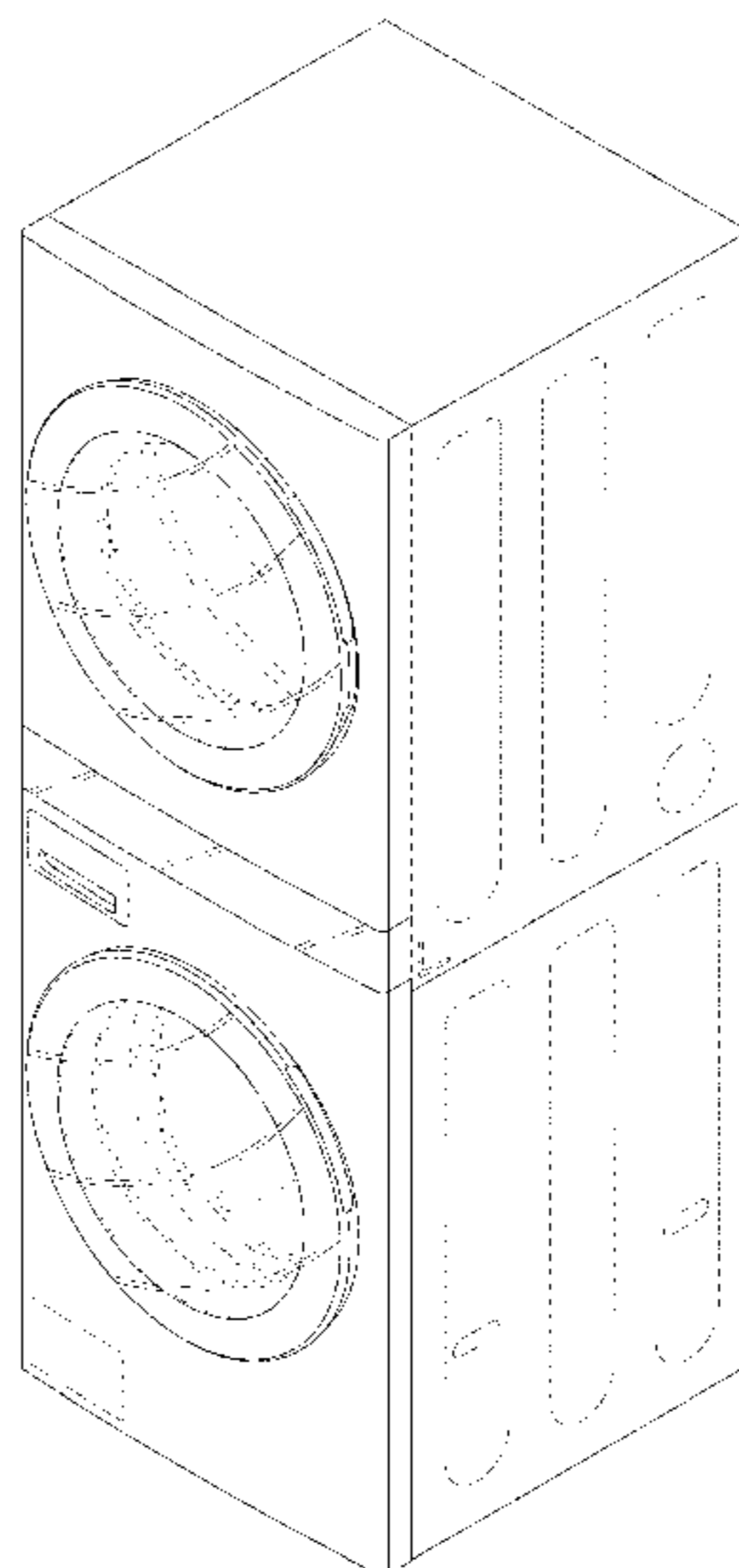
FIG. 6 is a top plan view thereof;

FIG. 7 is a bottom plan view thereof; and,

FIG. 8 is a perspective view, with the control panel shown in use.

The broken lines depict portions of the electronic washing and drying machine for laundry purpose that form no part of the claimed design.

1 Claim, 8 Drawing Sheets



(56)

References Cited

U.S. PATENT DOCUMENTS

D836,267 S	*	12/2018	Ha	D32/6
D836,269 S	*	12/2018	Ha	D32/6
D836,860 S	*	12/2018	Ha	D32/6
D851,844 S	*	6/2019	Kong	D32/5
D853,062 S	*	7/2019	Yoo	D32/25

* cited by examiner

FIG. 1

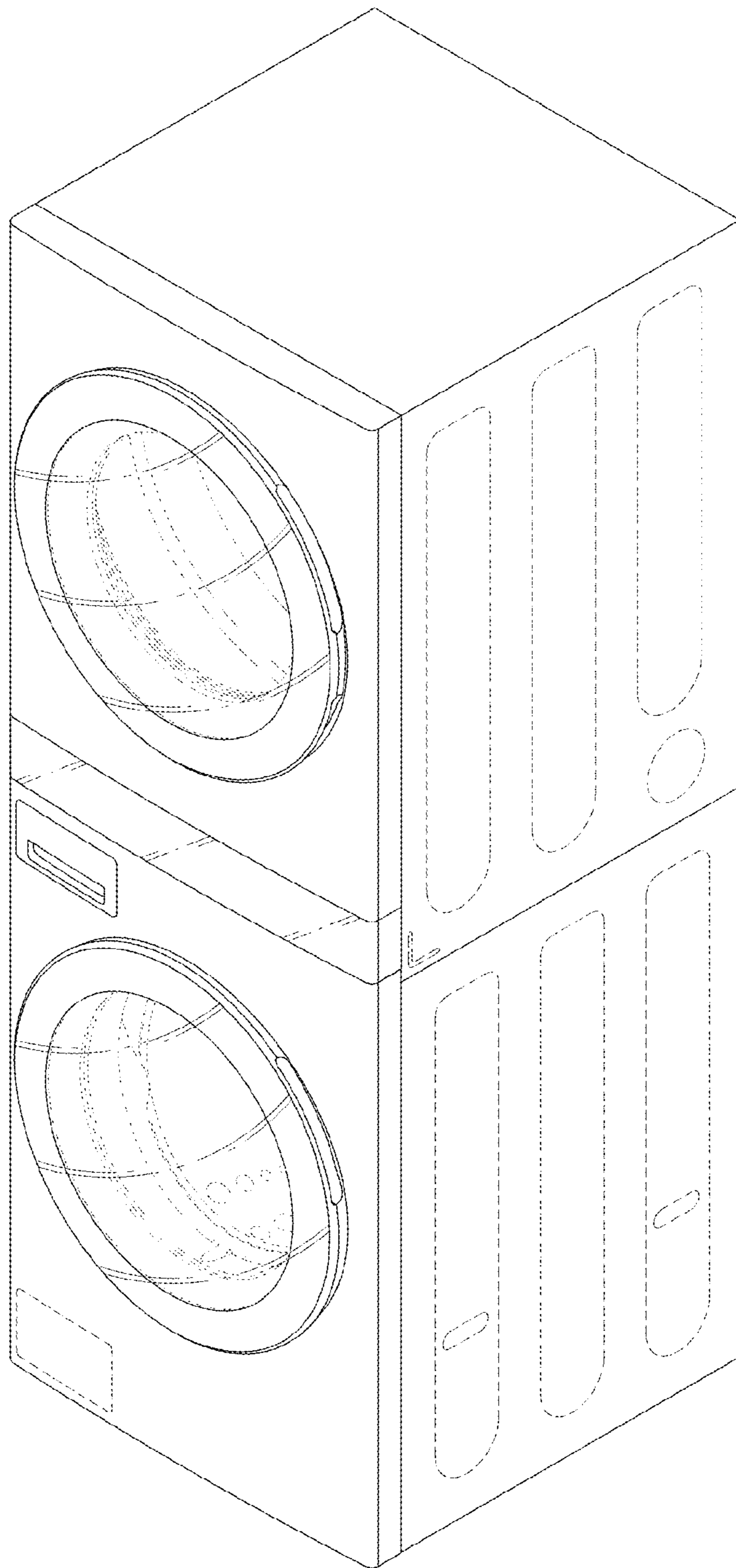


FIG. 2

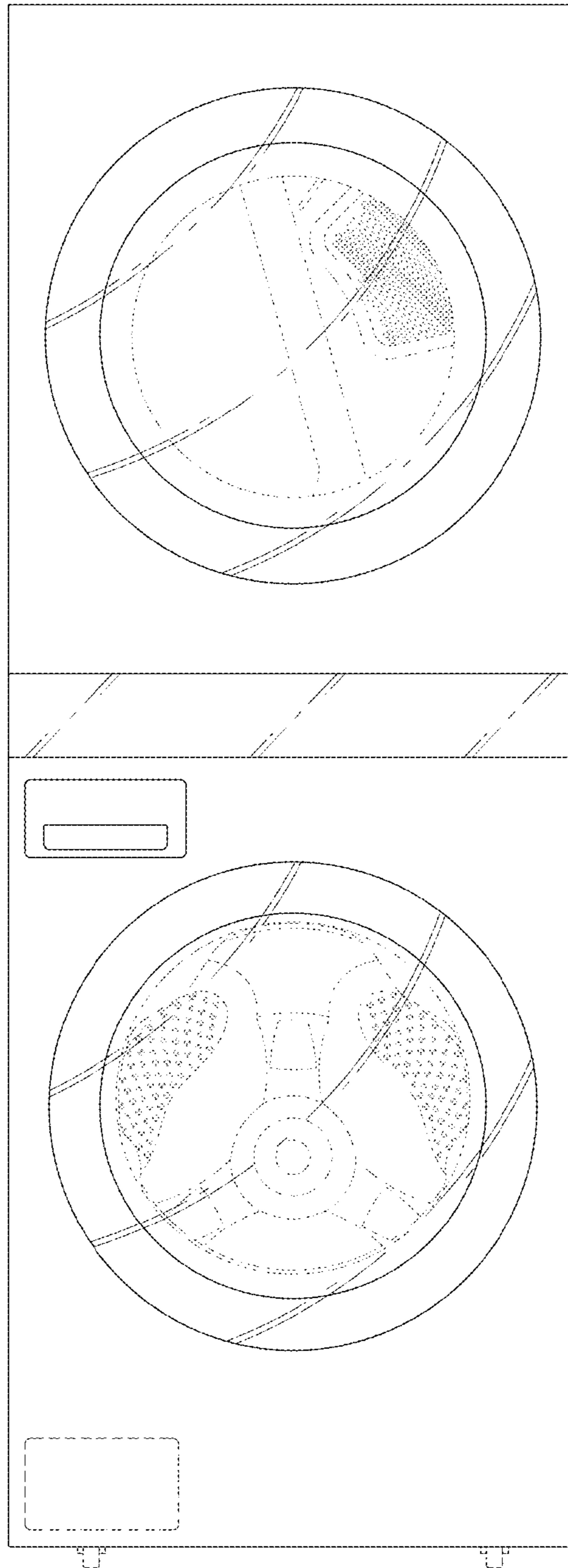


FIG. 3




FIG. 4

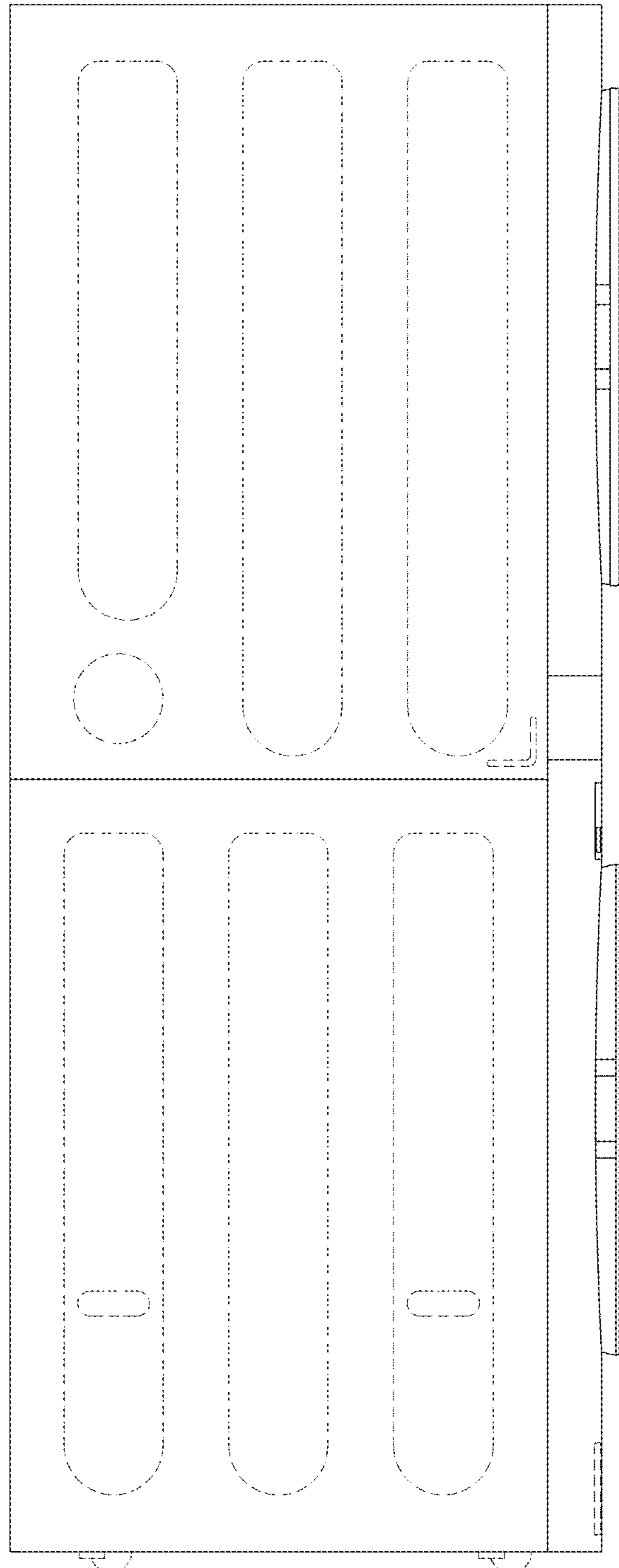


FIG. 5

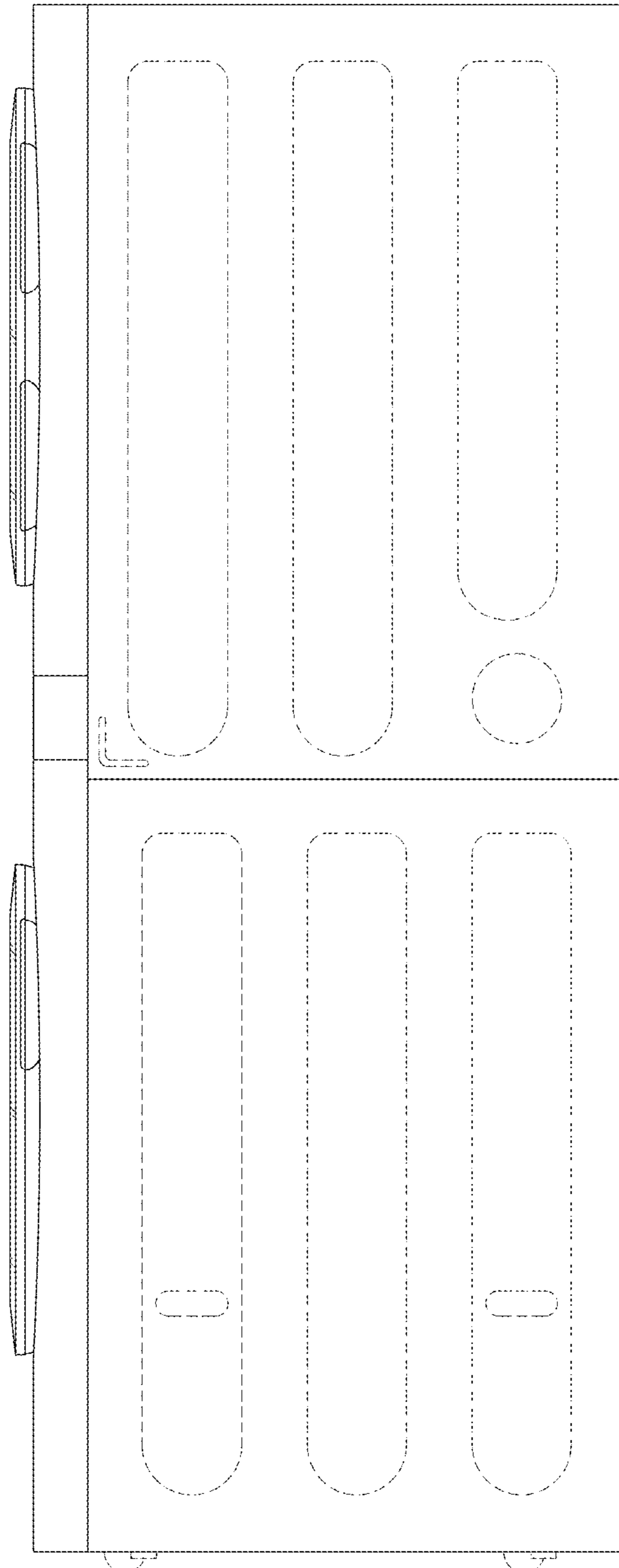


FIG. 6




FIG. 7

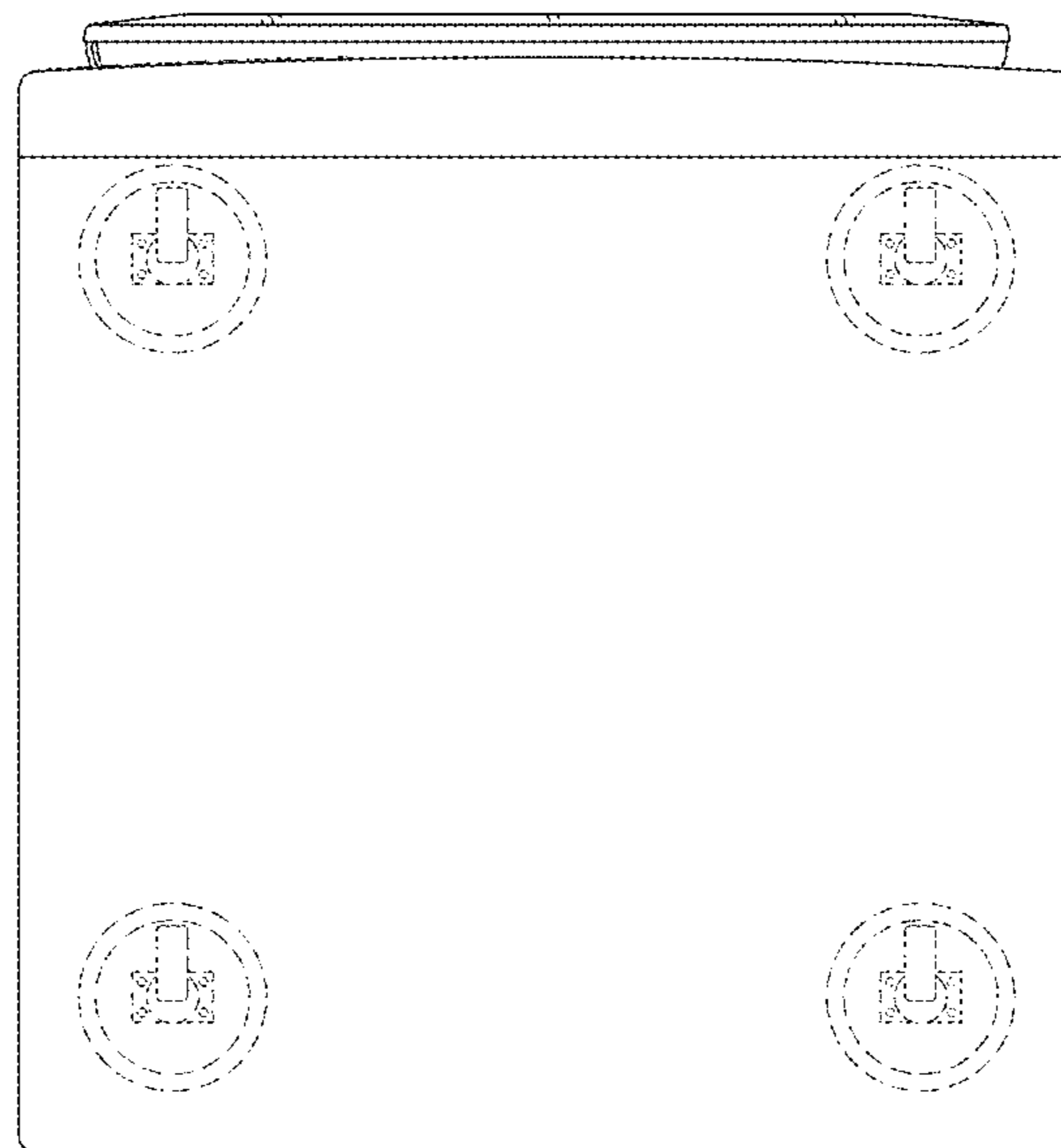


FIG. 8

