



US00D960468S

(12) **United States Design Patent** (10) **Patent No.:** **US D960,468 S**
Lee et al. (45) **Date of Patent:** **** *Aug. 9, 2022**

(54) **ELECTRONIC WASHING AND DRYING MACHINE FOR LAUNDRY PURPOSE**

(71) Applicant: **LG ELECTRONICS INC.**, Seoul (KR)

(72) Inventors: **Junghwan Lee**, Seoul (KR); **Sojin Park**, Seoul (KR); **Eunyoung Chee**, Seoul (KR); **Nerry Son**, Seoul (KR); **Hyewon Kim**, Seoul (KR)

(73) Assignee: **LG ELECTRONICS INC.**, Seoul (KR)

(*) Notice: This patent is subject to a terminal disclaimer.

(**) Term: **15 Years**

(21) Appl. No.: **29/728,731**

(22) Filed: **Mar. 20, 2020**

(30) **Foreign Application Priority Data**

Sep. 20, 2019 (KR) 30-2019-0045240

(51) **LOC (13) Cl.** **15-05**

(52) **U.S. Cl.**
USPC **D32/5**

(58) **Field of Classification Search**
USPC D21/526; D32/5, 6, 8, 11, 25, 59;
D99/37

CPC D06F 25/00; D06F 95/00; D06F 39/125;
D06F 23/02; D06F 58/02; D06F 29/005;
D06F 58/26; D06F 39/12; D06F 39/083

See application file for complete search history.

(56) **References Cited**

U.S. PATENT DOCUMENTS

D350,005 S * 8/1994 Casher D99/37
D521,197 S * 5/2006 Kim D32/8

D536,143 S * 1/2007 Takase D32/5
D617,512 S * 6/2010 DeSalvo D32/25
D618,865 S * 6/2010 Cline D32/6
D627,114 S * 11/2010 Jeon D32/6
D627,115 S * 11/2010 Jeon D32/6
D627,529 S * 11/2010 Jeon D32/6
D631,623 S * 1/2011 Chung D32/6
D635,313 S * 3/2011 Jeon D32/6

(Continued)

OTHER PUBLICATIONS

Appliances Connection <https://www.appliancesconnection.com/maytag-975950.html?ref=GoogleShoppingPhysicalStock> (Year: 2019).*

(Continued)

Primary Examiner — Michelle E. Wilson

Assistant Examiner — Richard E Yenchesky

(74) *Attorney, Agent, or Firm* — Birch, Stewart, Kolasch & Birch, LLP

(57) **CLAIM**

The ornamental design for an electronic washing and drying machine for laundry purpose, as shown and described.

DESCRIPTION

FIG. 1 is a front perspective view of the electronic washing and drying machine for laundry purpose showing our new design;

FIG. 2 is a front view thereof;

FIG. 3 is a rear view thereof;

FIG. 4 is a left side view thereof where the right side view is a mirror image;

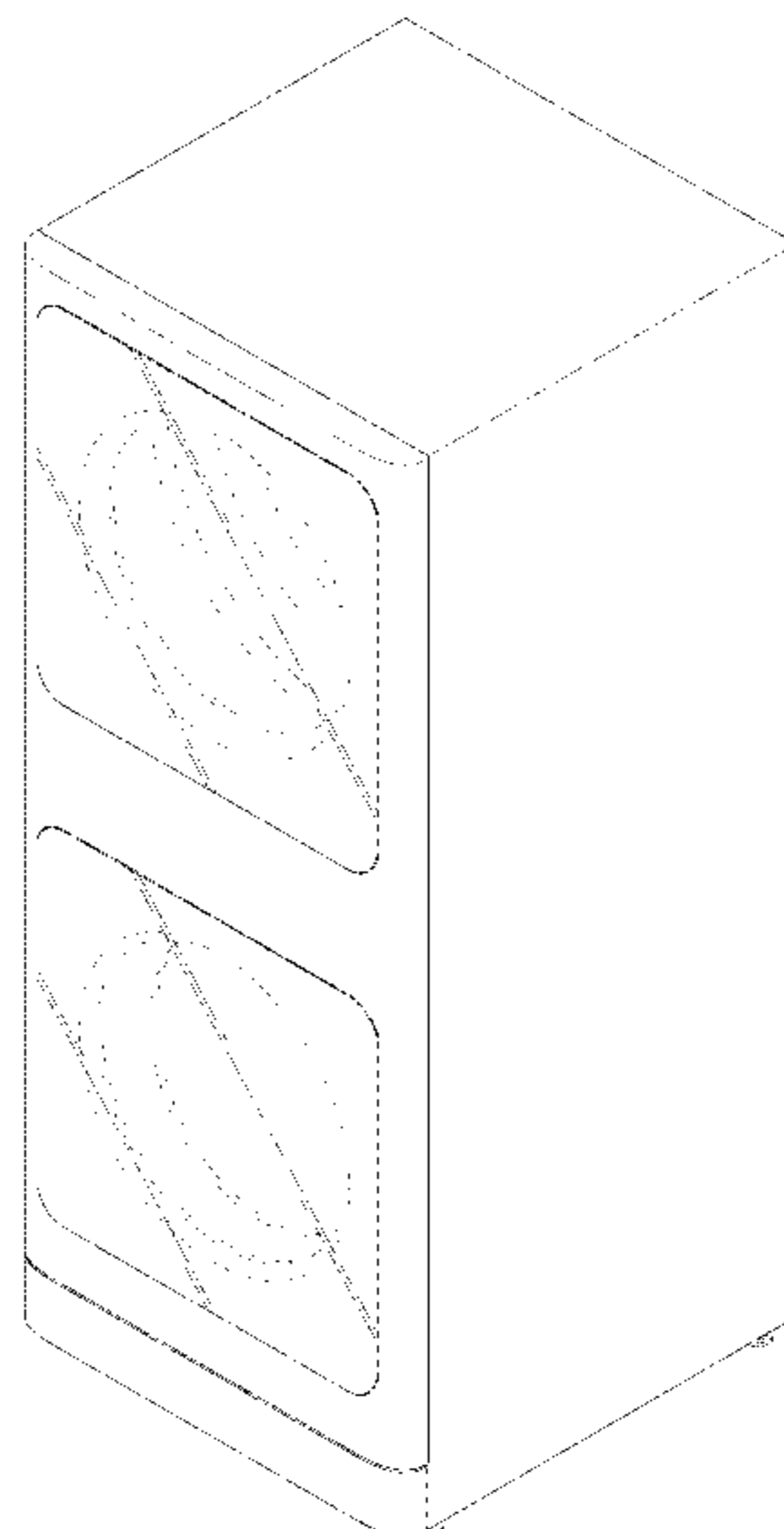
FIG. 5 is a top view thereof;

FIG. 6 is a bottom view thereof; and,

FIG. 7 is a perspective view, with the control panel shown in use.

The broken lines depict portions of the electronic washing and drying machine for laundry purpose that form no part of the claimed design.

1 Claim, 7 Drawing Sheets



(56)

References Cited

U.S. PATENT DOCUMENTS

D649,722	S	*	11/2011	Chung	D32/6
D664,313	S	*	7/2012	Chung	D32/6
D695,977	S	*	12/2013	Glassman	D32/6
D700,410	S	*	2/2014	Hwang	D32/25
D701,659	S	*	3/2014	Choi	D32/8
D703,886	S	*	4/2014	Ha	D32/6
D744,704	S	*	12/2015	Ha	D32/6
D776,886	S	*	1/2017	Choi	D32/8
D781,510	S	*	3/2017	Glassman	D32/6
D795,511	S	*	8/2017	Jeon	D32/6
D836,268	S	*	12/2018	Ha	D32/6
D836,270	S	*	12/2018	Ha	D32/6
D838,064	S	*	1/2019	Ha	D32/6
D839,505	S	*	1/2019	Ha	D32/6
D839,506	S	*	1/2019	Ha	D32/6
D858,011	S	*	8/2019	Xie	D32/6
D871,689	S	*	12/2019	Lee	D32/6
D871,690	S	*	12/2019	Lee	D32/6
D883,591	S	*	5/2020	Lee	D32/25
D935,722	S	*	11/2021	Kang	D32/59

OTHER PUBLICATIONS

Green Toe https://www.greentoe.com/product/LG_WM8100HVADLEX8100V (Year: 2021).*

* cited by examiner

FIG. 1

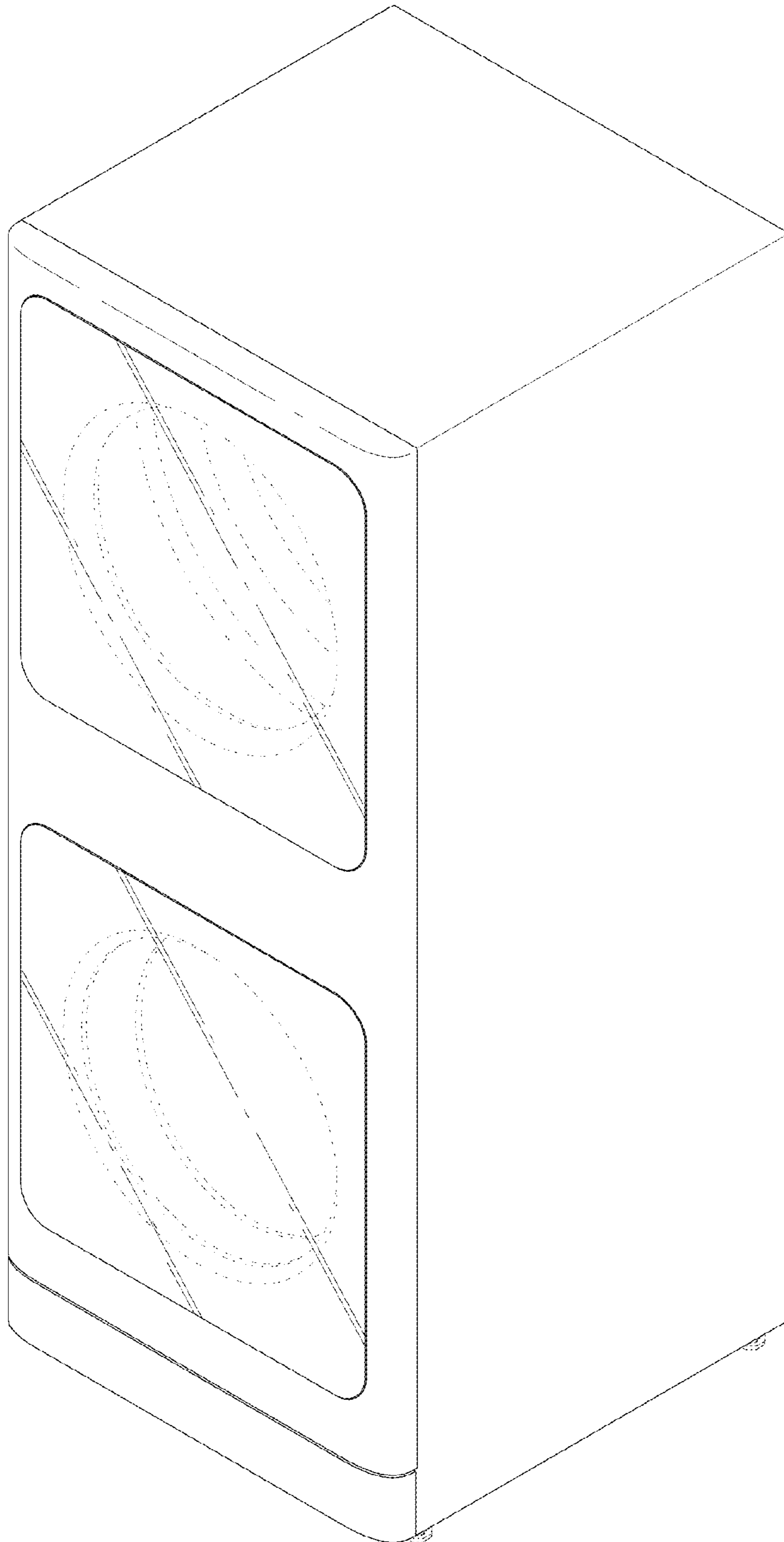


FIG. 2

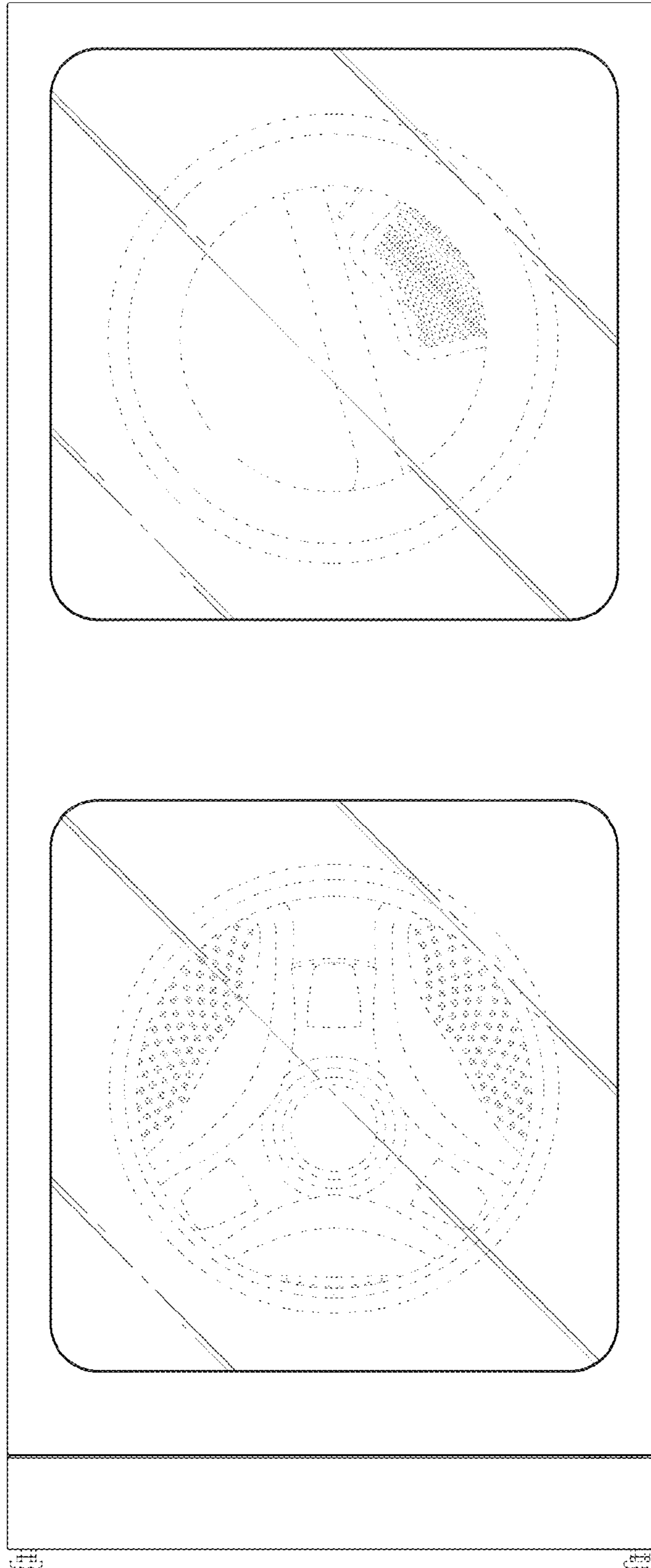


FIG. 3




FIG. 4




FIG. 5




FIG. 6




FIG. 7

