



US00D960458S

(12) **United States Design Patent** (10) **Patent No.:** **US D960,458 S**  
**He** (45) **Date of Patent:** **\*\* Aug. 9, 2022**

(54) **COVER FOR FACE MASK**  
(71) Applicant: **DCSTAR INC**, New York, NY (US)  
(72) Inventor: **Ligui He**, New York, NY (US)  
(73) Assignee: **DCSTAR INC**, New York, NY (US)  
(\*\*) Term: **15 Years**  
(21) Appl. No.: **29/708,339**  
(22) Filed: **Oct. 4, 2019**  
(51) **LOC (13) Cl.** ..... **29-02**  
(52) **U.S. Cl.**  
USPC ..... **D29/108**; D24/110.1  
(58) **Field of Classification Search**  
USPC ..... D24/110.1, 132; D6/512, 513, 515, 553,  
D6/559; D9/600, 655-664, 730, 732,  
D9/414-434; D7/514-520, 539, 544,  
D7/571, 594, 599, 604, 613, 619.2, 623,  
D7/625, 628-630, 391-392.1;  
D3/270-271.8; D28/76, 79; D29/108  
CPC ..... B65D 67/00; B65D 81/36; B65D 81/60;  
B65D 81/368; B65D 37/00; B65D 5/42;  
B65D 5/4208; B65D 77/00; A63H 33/10;  
A63H 33/16  
See application file for complete search history.

(56) **References Cited**  
U.S. PATENT DOCUMENTS  
D321,111 S \* 10/1991 Wolff ..... D7/391  
D321,456 S \* 11/1991 Wolff ..... D7/391

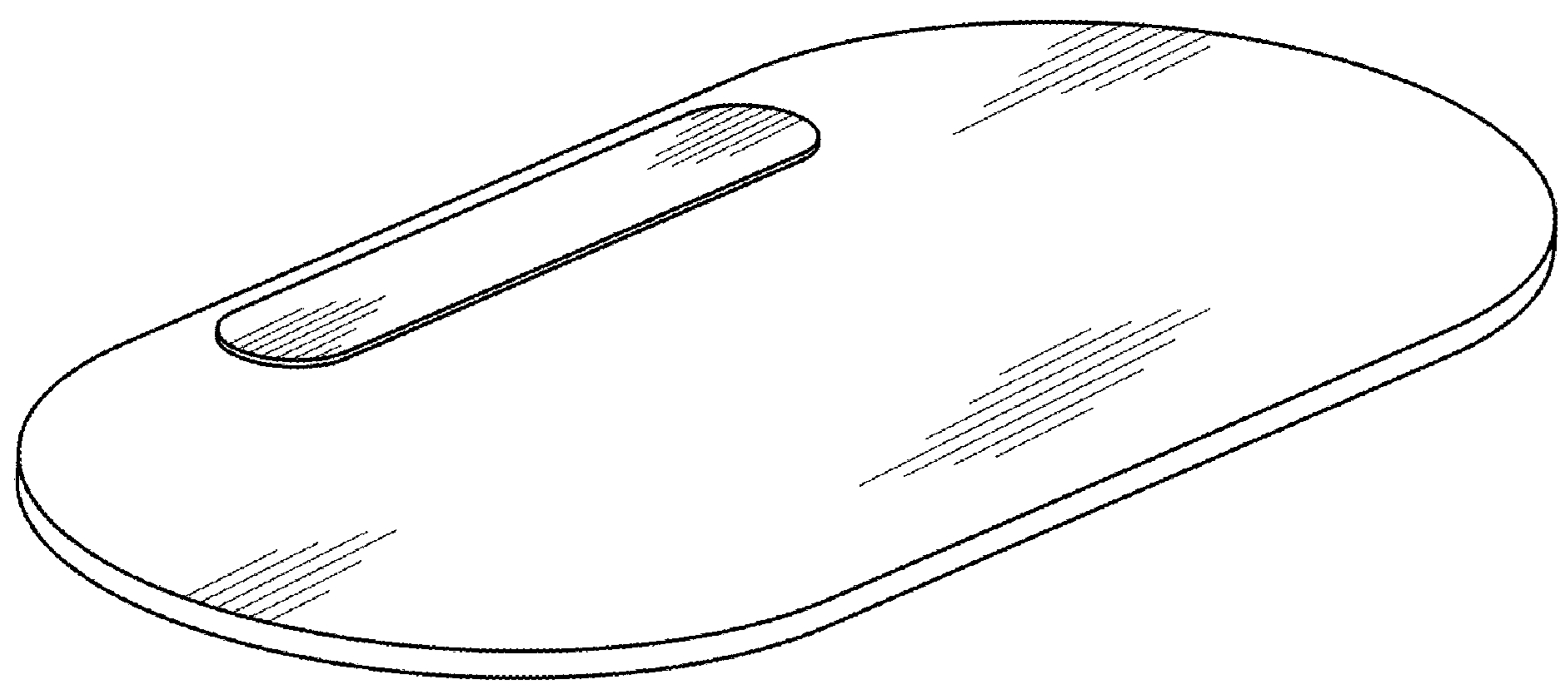
D374,621 S \* 10/1996 Salazar, Jr. .... D9/434  
5,788,302 A \* 8/1998 Barrash ..... B65D 71/50  
206/427  
D556,129 S \* 11/2007 Choi ..... D13/108  
D569,575 S \* 5/2008 Yalinkaya ..... D99/34  
D605,508 S \* 12/2009 Chen ..... D9/434  
D737,138 S 8/2015 Ferman  
D744,378 S 12/2015 Bell  
9,326,588 B2 \* 5/2016 Jones ..... A45F 5/10  
D770,194 S \* 11/2016 Langhammer ..... D6/512  
D874,847 S \* 2/2020 Stevens ..... D6/553  
D887,843 S \* 6/2020 Smith ..... D9/504  
D902,476 S \* 11/2020 Liu ..... D27/162  
11,213,062 B2 \* 1/2022 Reinbold ..... A24B 15/30

\* cited by examiner  
*Primary Examiner* — Nathan M Johnston  
(74) *Attorney, Agent, or Firm* — Hamre, Schumann,  
Mueller & Larson, P.C.

(57) **CLAIM**  
I claim the ornamental design for a cover for a face mask,  
as shown and described.

**DESCRIPTION**  
FIG. 1 is a front elevation view of a cover for a face mask;  
FIG. 2 is a rear elevation view of the cover of FIG. 1;  
FIG. 3 is a top perspective view of the cover of FIG. 1;  
FIG. 4 is a rear perspective of the cover of FIG. 1; and,  
FIG. 5 is a perspective view of the cover of FIG. 1 when it  
is folded over.

**1 Claim, 4 Drawing Sheets**



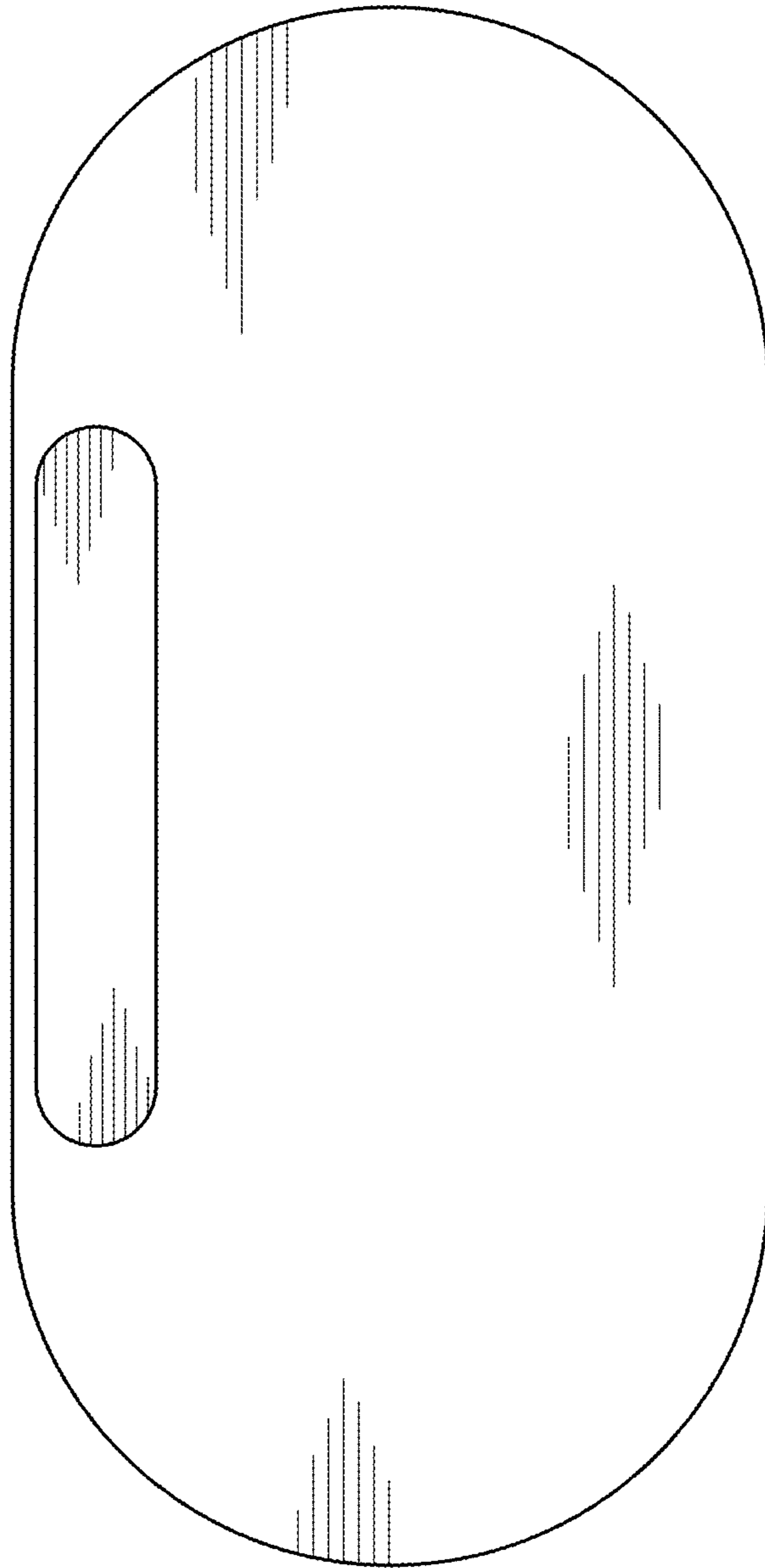


FIG.1

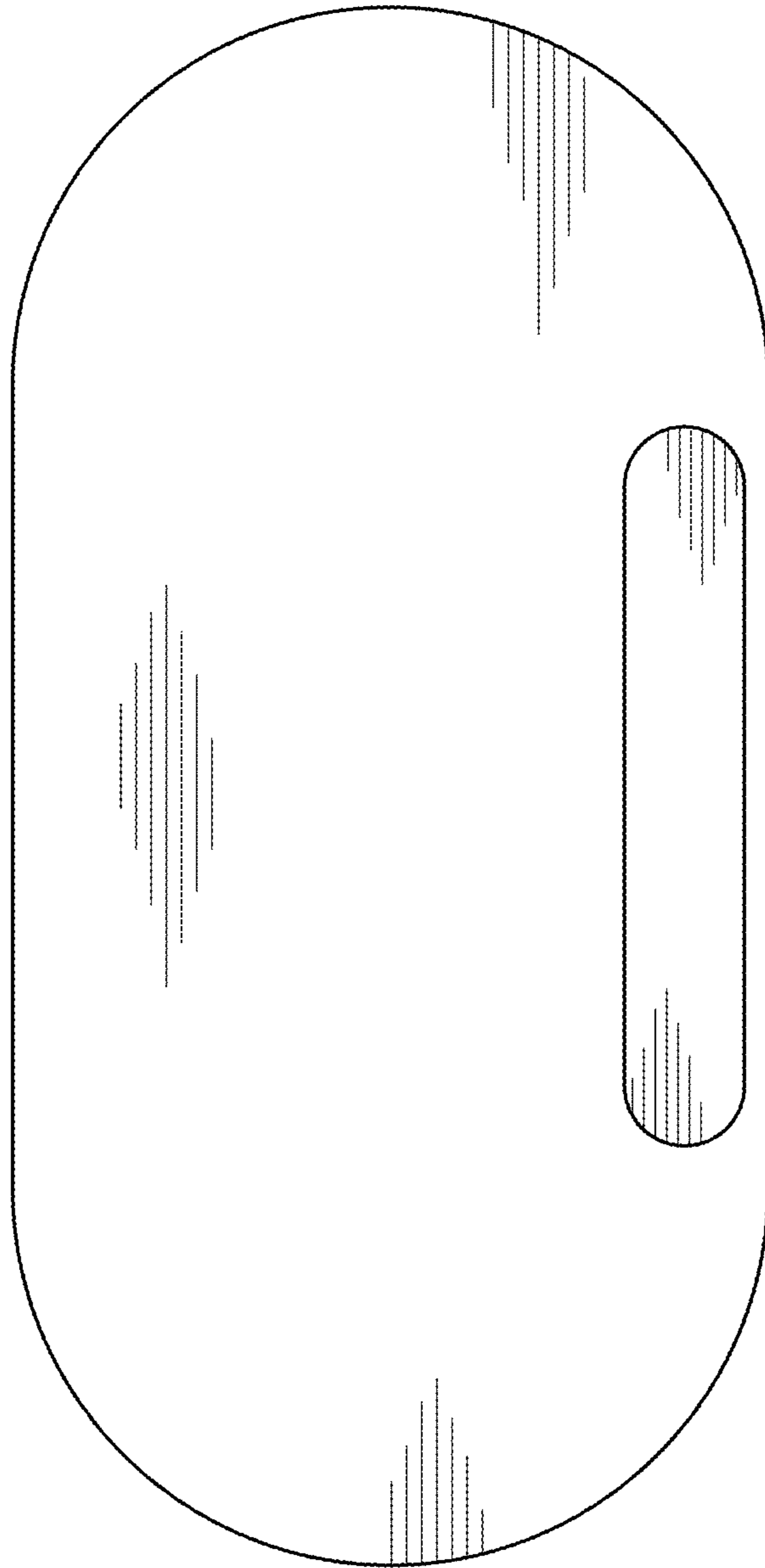


FIG.2

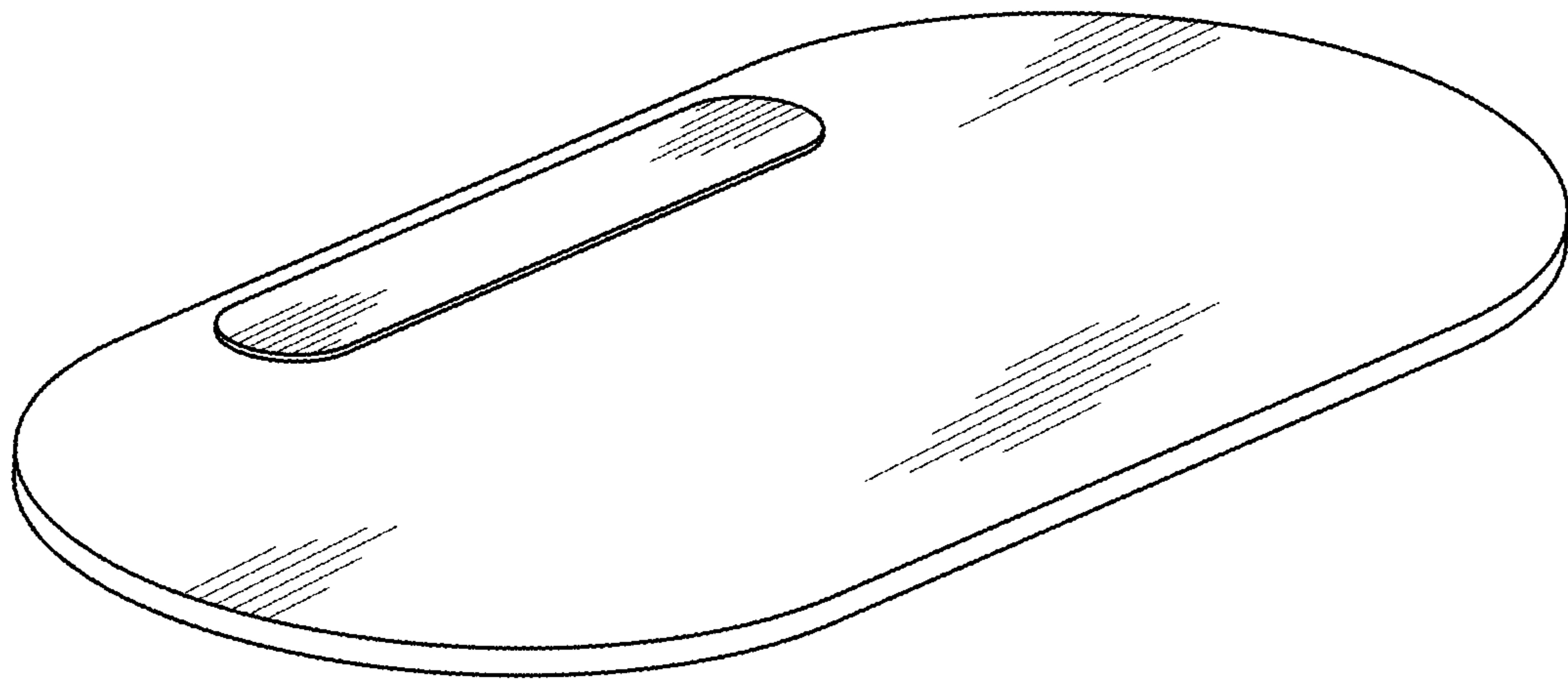


FIG.3

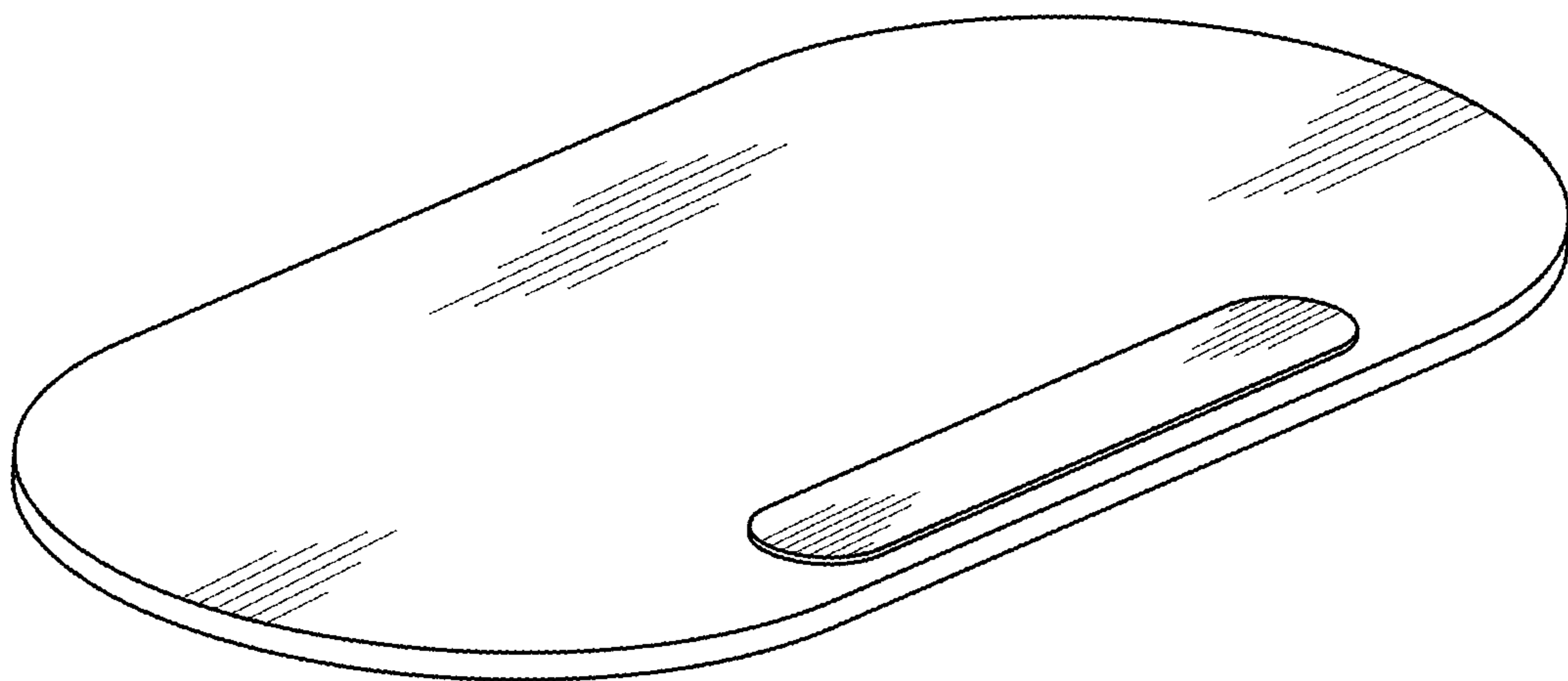


FIG.4

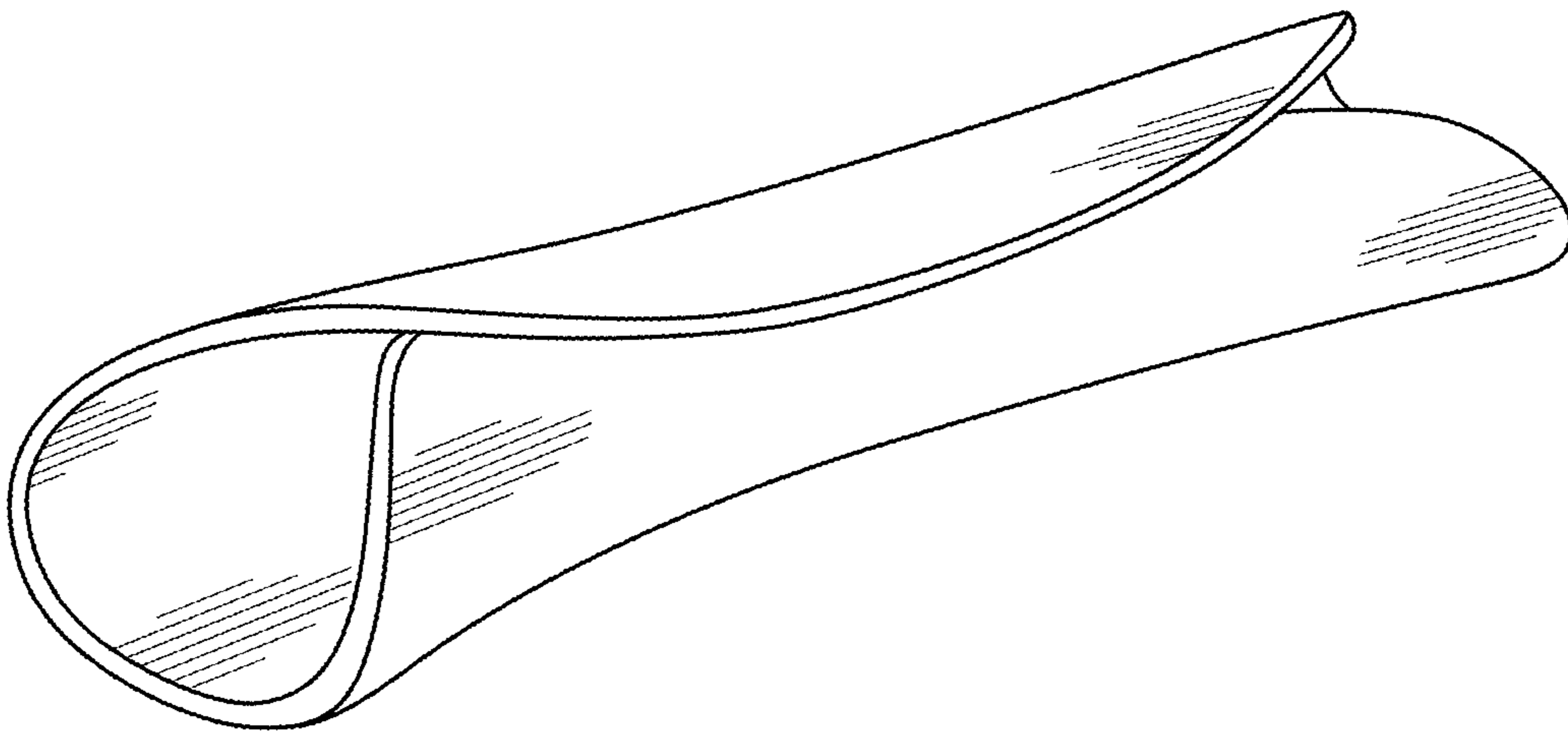


FIG.5