



US00D960453S

(12) **United States Design Patent** (10) **Patent No.:** **US D960,453 S**
Sun (45) **Date of Patent:** **** Aug. 9, 2022**

(54) **NAIL LAMP**

FOREIGN PATENT DOCUMENTS

(71) Applicant: **Xiwan Sun**, Shenzhen (CN)

WO WO-2013149156 A2 * 10/2013 A45D 29/00
WO WO-2019241233 A1 * 12/2019 A45D 29/00

(72) Inventor: **Xiwan Sun**, Shenzhen (CN)

(**) Term: **15 Years**

OTHER PUBLICATIONS

(21) Appl. No.: **29/757,947**

Sunuv 48W Led UV Nail Lamp for Gel Nail Polish, Sep. 2, 2018, amazon.ca, Feb. 2, 2022, URL: <https://www.amazon.ca/SUNUV-Builder-Curing-Portable-Design/dp/B07H24GKKT/> (Year: 2018).*
Ceenwes Nail Dryer 24W Nail Lamp Professional LED Nail, May 8, 2018, amazon.ca, Feb. 23, 2022, URL: <https://www.amazon.ca/Ceenwes-Professional-Portable-Automatic-Fingernail/dp/B07DNBFGCY/> (Year: 2018).*

(22) Filed: **Nov. 11, 2020**

USB Portable UV LED Nail Lamp, Madenia Nail Dryer, Apr. 10, 2020, amazon.ca, Feb. 3, 2022, URL: <https://www.amazon.ca/Portable-Madenia-Dryer-Light-Nails/dp/B086YCLK4W/> (Year: 2020).*

(51) **LOC (13) Cl.** **28-03**

(52) **U.S. Cl.**
USPC **D28/58**

(58) **Field of Classification Search**

USPC D28/9, 12, 13, 54.1, 56-63, 99
CPC .. A45D 2200/205; A45D 29/00; A45D 29/29;
A45D 29/18; A45D 44/00; A45D 44/04;
A45D 44/18; G21K 5/00; F26B 3/34;
F26B 3/347; B05D 3/00; B05D 3/067;
B65D 85/18

* cited by examiner

See application file for complete search history.

Primary Examiner — Keith J Wilson

(56) **References Cited**

(57) **CLAIM**

U.S. PATENT DOCUMENTS

The ornamental design for a nail lamp, as shown and described.

10,117,494	B1 *	11/2018	Luu	G21K 5/02
D838,042	S *	1/2019	Ouyang	D28/58
D839,478	S *	1/2019	Ouyang	D28/58
D858,883	S *	9/2019	Wu	D28/58
D858,884	S *	9/2019	Wu	D28/58
D858,885	S *	9/2019	Wu	D28/58
D880,068	S *	3/2020	Wu	D28/58
D899,691	S *	10/2020	Fan	D28/58
D900,396	S *	10/2020	Zhang	D28/58
D909,682	S *	2/2021	Wu	D28/58
D914,291	S *	3/2021	Bui	D28/58
D919,184	S *	5/2021	Feng	D28/58
11,058,202	B1 *	7/2021	Luu	F21V 33/0004
2012/0187311	A1 *	7/2012	Vu	A45D 29/001 250/492.1
2016/0095410	A1 *	4/2016	Wan	A45D 29/00 362/362
2020/0297171	A1 *	9/2020	Ma	A45D 29/18

DESCRIPTION

FIG. 1 is a perspective view of a nail lamp showing my new design;
FIG. 2 is another perspective view thereof;
FIG. 3 is a front elevational view thereof;
FIG. 4 is a rear elevational view thereof;
FIG. 5 is a left side elevational view thereof;
FIG. 6 is a right side elevational view thereof;
FIG. 7 is a top plan view thereof; and,
FIG. 8 is a bottom plan view thereof.
The broken lines in the drawings depict portions of the nail lamp that form no part of the claimed design.

1 Claim, 8 Drawing Sheets

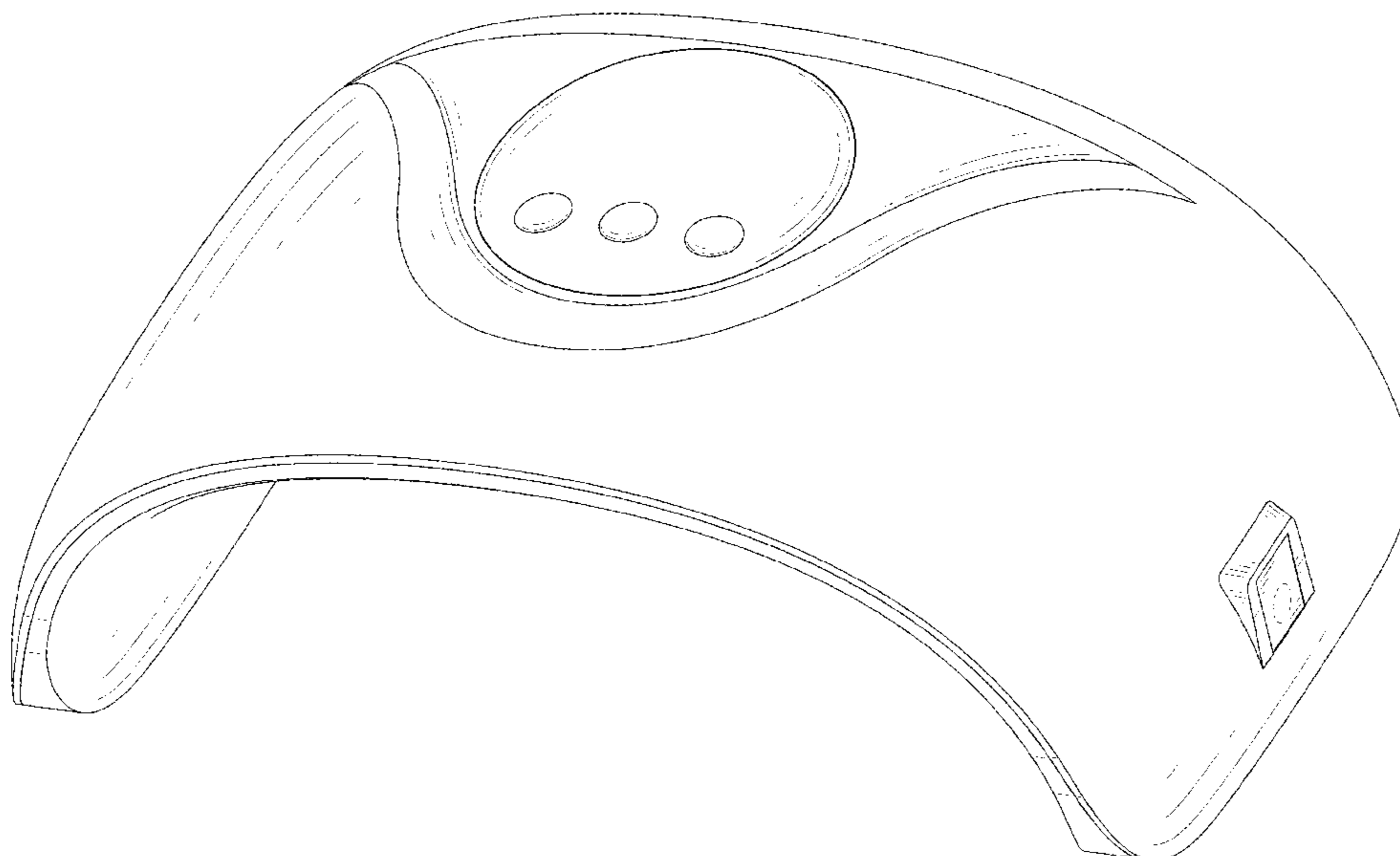




FIG. 1

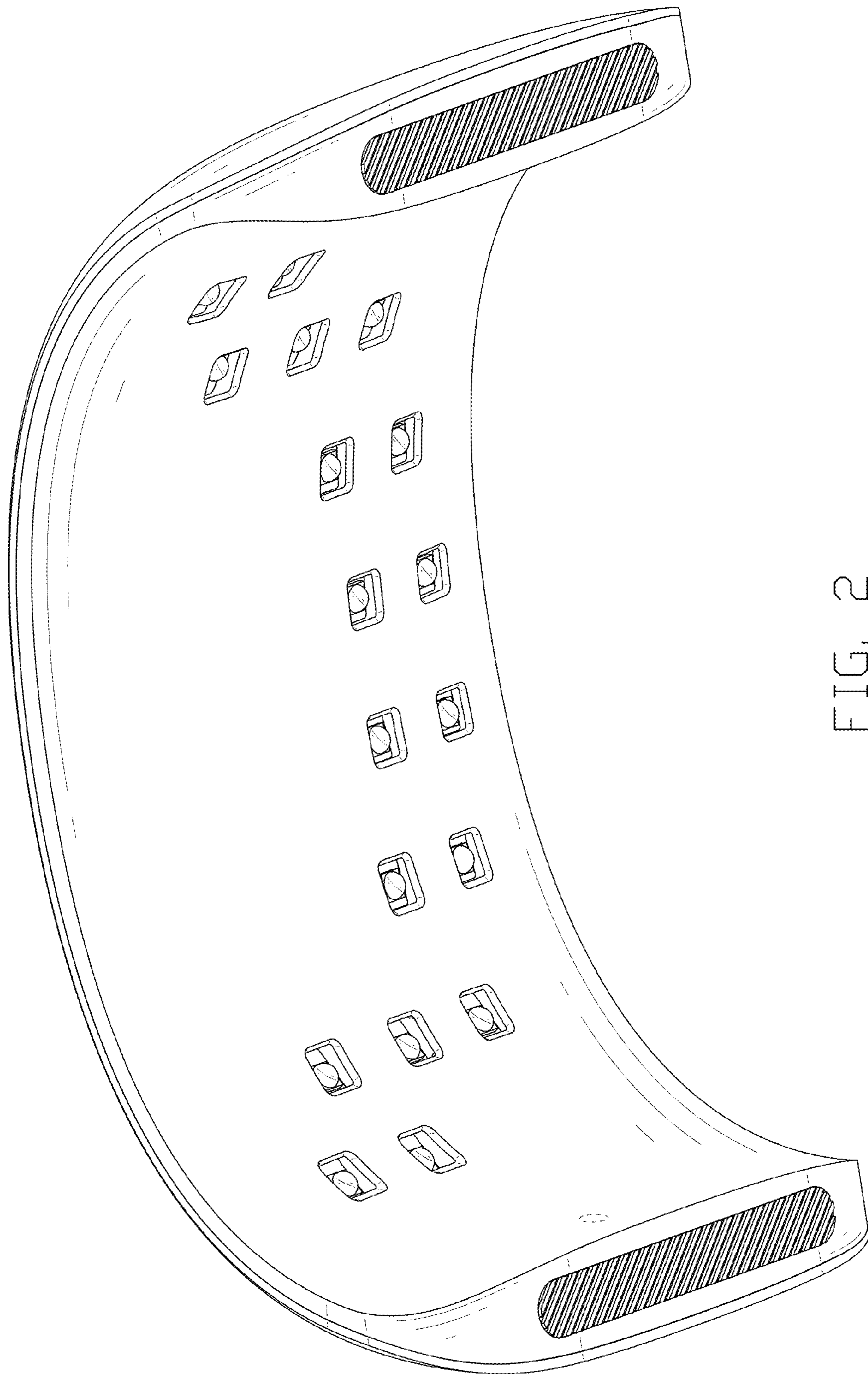


FIG. 2

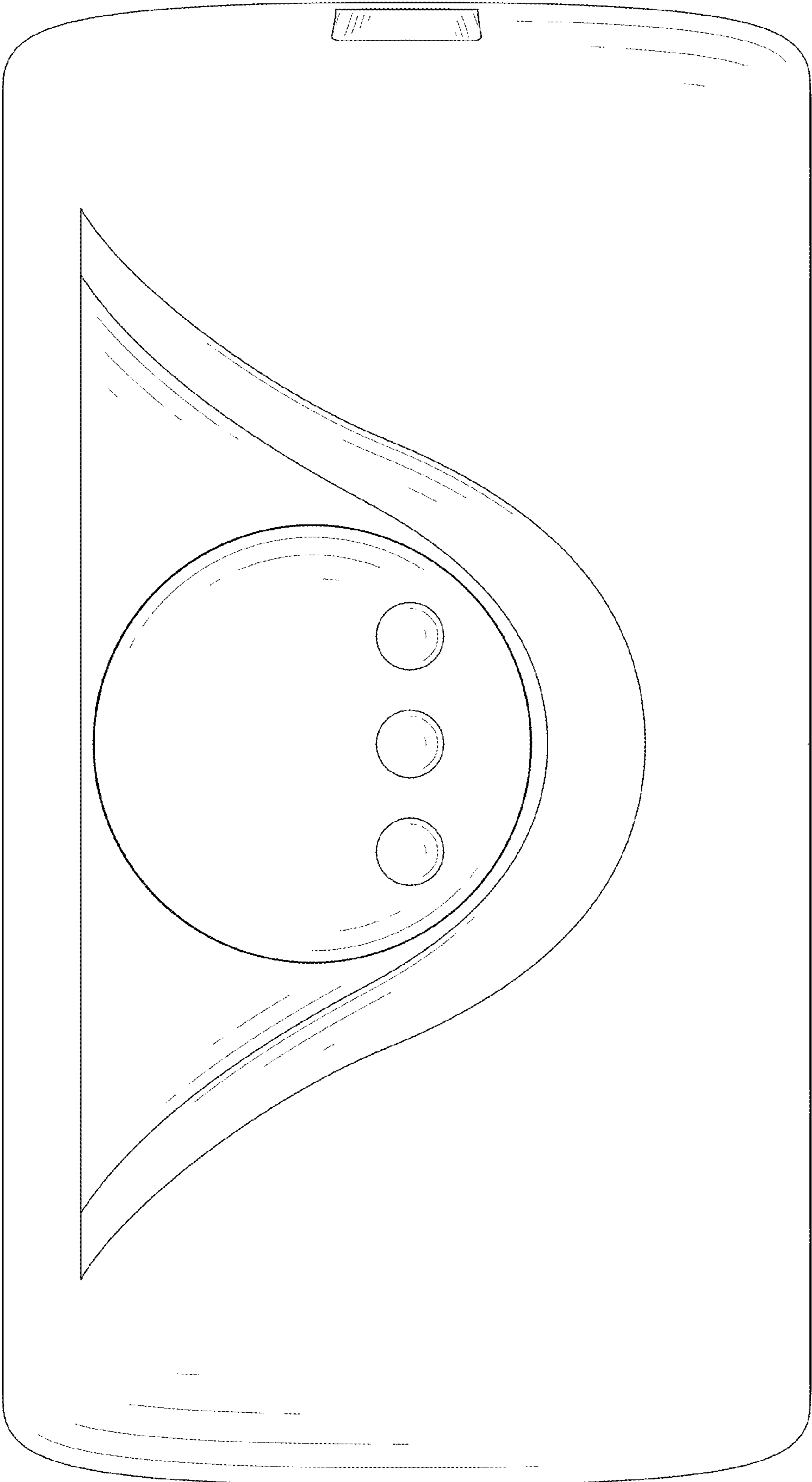


FIG. 3




FIG. 4




FIG. 5

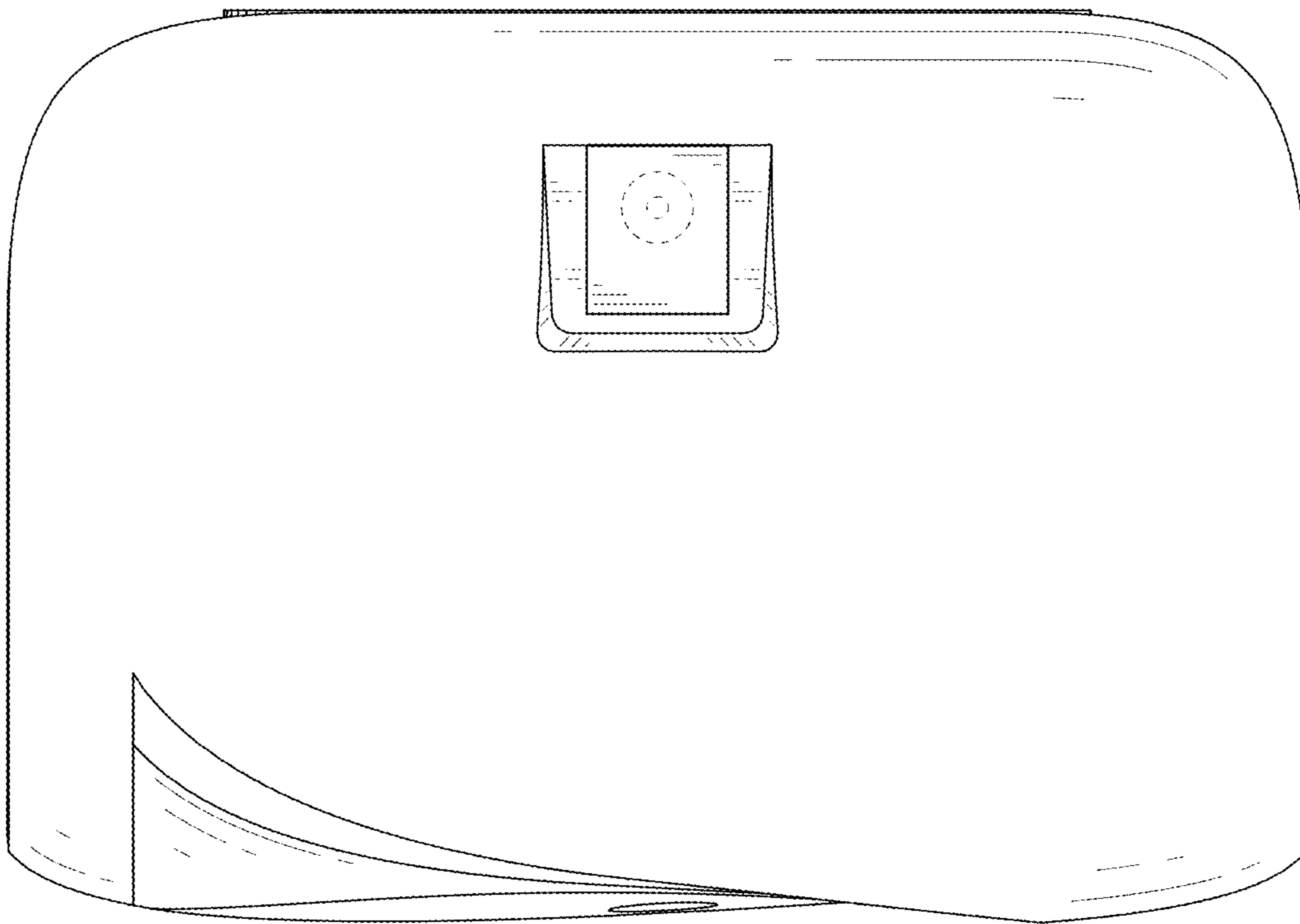


FIG. 6




FIG. 7

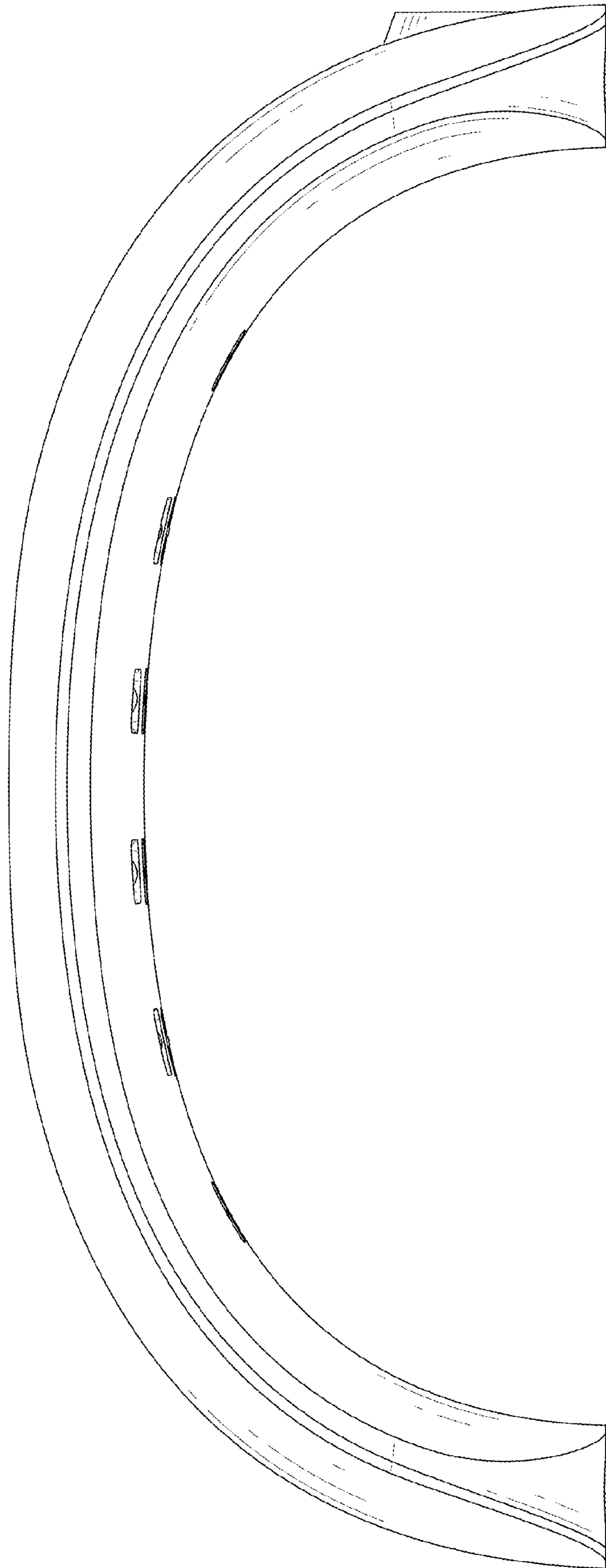


FIG. 8