



US00D960452S

(12) **United States Design Patent**
Zhu

(10) **Patent No.:** **US D960,452 S**

(45) **Date of Patent:** **** Aug. 9, 2022**

(54) **NAIL TOOL KIT**

D846,193 S * 4/2019 Vazquez D28/57
D856,585 S * 8/2019 Kim D28/57
D939,144 S * 12/2021 Haile D28/57

(71) Applicant: **Ge Jiao**, Xianning (CN)

(72) Inventor: **Chengchang Zhu**, Guangzhou (CN)

OTHER PUBLICATIONS

(73) Assignee: **Ge Jiao**, Xianning (CN)

12 Piece Cuticle Nippers, www.amazon.com, 1 page, reviewed as early as Nov. 2020 (Year: 2020).*

(**) Term: **15 Years**

Eaone Cuticle Nipper, www.amazon.com, 1 page, reviewed as early as Jul. 2020 (Year: 2020).*

(21) Appl. No.: **29/775,920**

* cited by examiner

(22) Filed: **Mar. 26, 2021**

Primary Examiner — Jennifer Rivard

(51) **LOC (13) Cl.** **28-03**

(52) **U.S. Cl.**
USPC **D28/57**

(57) **CLAIM**

(58) **Field of Classification Search**
USPC D28/57, 59; D24/154
CPC A45D 29/00; A45D 29/007; A45D 29/06;
A45D 29/16; A45D 29/17
See application file for complete search history.

The ornamental design for a nail tool kit, as shown and described.

DESCRIPTION

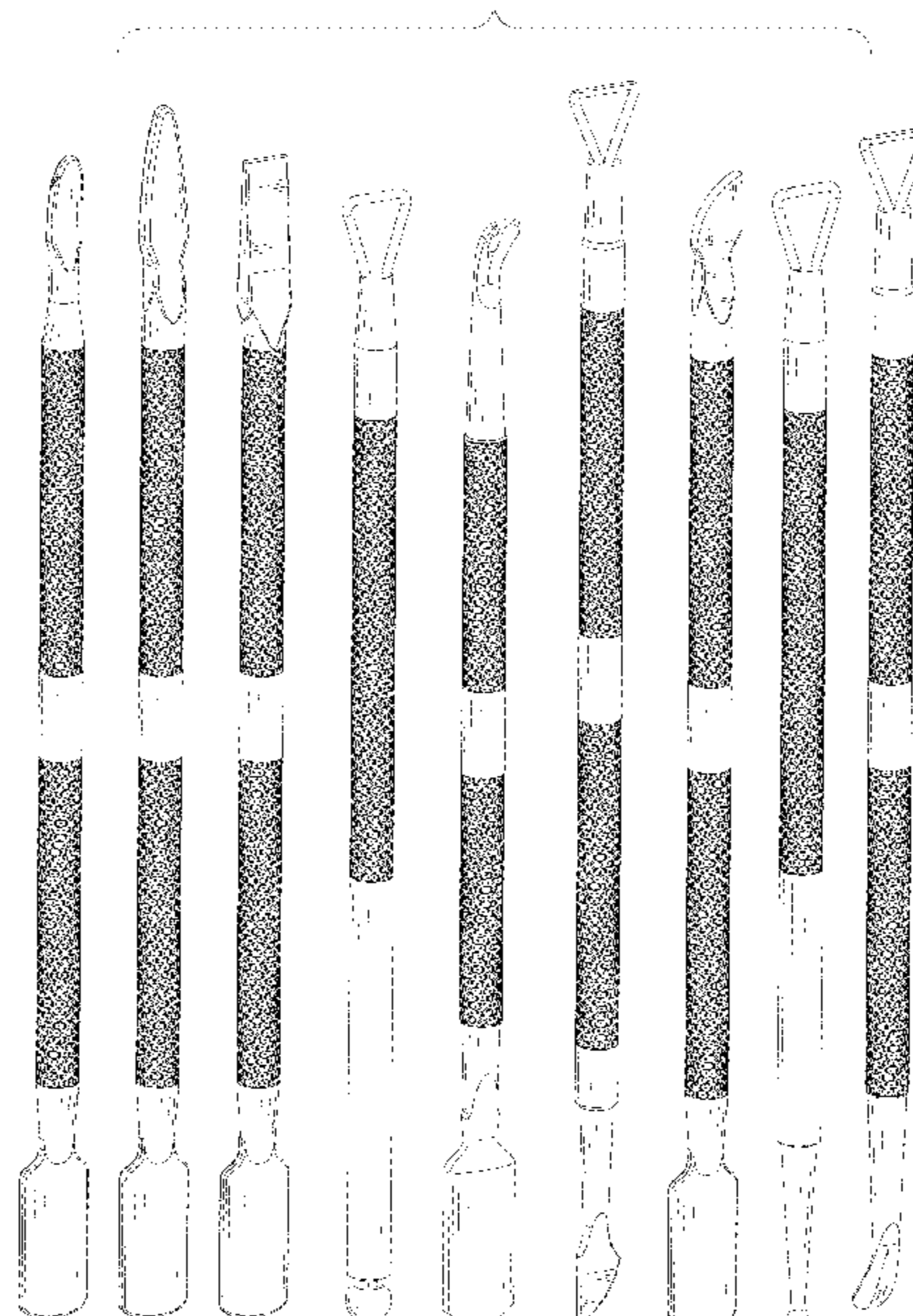
(56) **References Cited**

U.S. PATENT DOCUMENTS

D330,607 S	*	10/1992	Lunderman	D28/57
D330,608 S	*	10/1992	Lunderman	D28/57
D415,318 S	*	10/1999	Baltierra	D28/57
D436,230 S	*	1/2001	Baltierra	D28/57
D437,455 S	*	2/2001	Baltierra	D28/57
D497,036 S	*	10/2004	La Magna	D28/57
D571,962 S	*	6/2008	Wittke-Kothe	D24/149
D577,461 S	*	9/2008	Wittke-Kothe	D24/149
D588,747 S	*	3/2009	Wittke-Kothe	D24/149
D588,748 S	*	3/2009	Wittke-Kothe	D24/149
D588,749 S	*	3/2009	Wittke-Kothe	D24/149
D612,993 S	*	3/2010	Schaeffer	D24/149
D750,837 S	*	3/2016	Gast	D7/688
D825,855 S	*	8/2018	Keita	D28/57
D832,517 S	*	10/2018	Gomes	D28/57
D832,518 S	*	10/2018	Gomes	D28/57
D832,519 S	*	10/2018	Gomes	D28/57

FIG. 1 is a perspective view of a component of the nail tool kit showing my new design shown separately for ease of illustration;
FIG. 2 is another perspective view thereof;
FIG. 3 is a front elevational view thereof;
FIG. 4 is a rear elevational view thereof;
FIG. 5 is a left side elevational view thereof;
FIG. 6 is a right side elevational view thereof;
FIG. 7 is a top plan view thereof;
FIG. 8 is a bottom plan view thereof;
FIG. 9 is a perspective view of the nail tool kit;
FIG. 10 is another perspective view thereof;
FIG. 11 is a front elevational view thereof;
FIG. 12 is a rear elevational view thereof;
FIG. 13 is a left side elevational view thereof; and,
FIG. 14 is an enlarged view of portion 14 shown in FIG. 1.

1 Claim, 14 Drawing Sheets



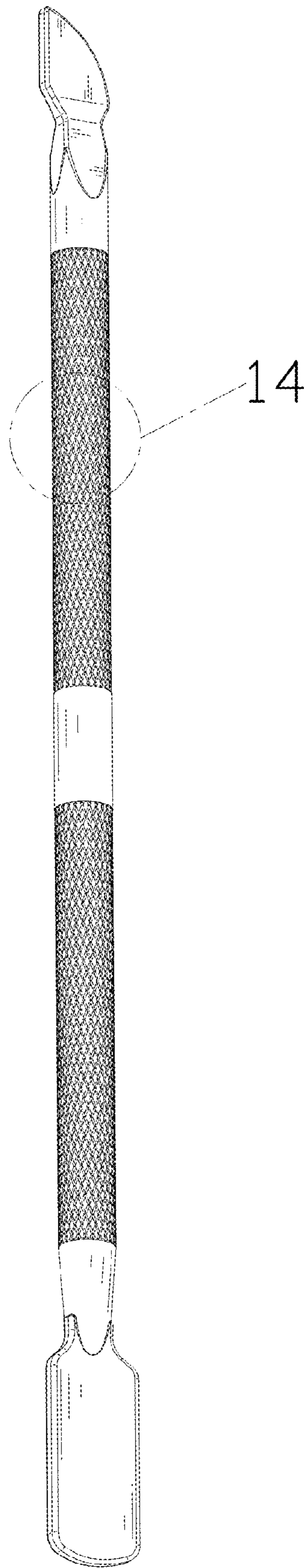


FIG. 1

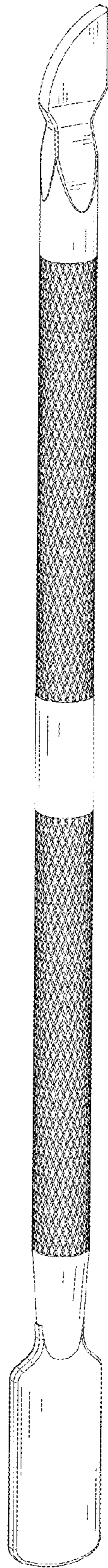


FIG. 2

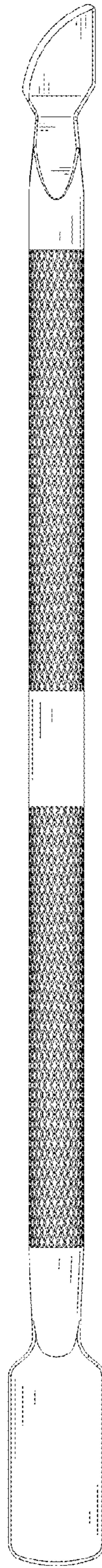


FIG. 3

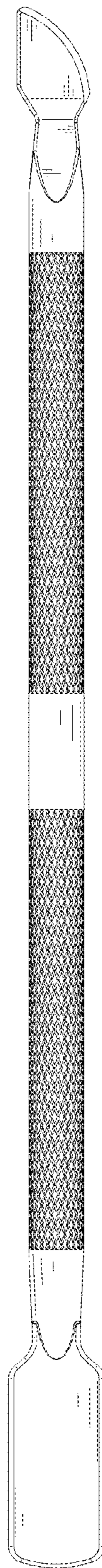


FIG. 4



FIG. 5



FIG. 6

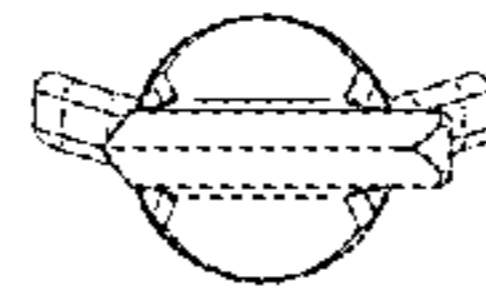


FIG. 7



FIG. 8




FIG. 9

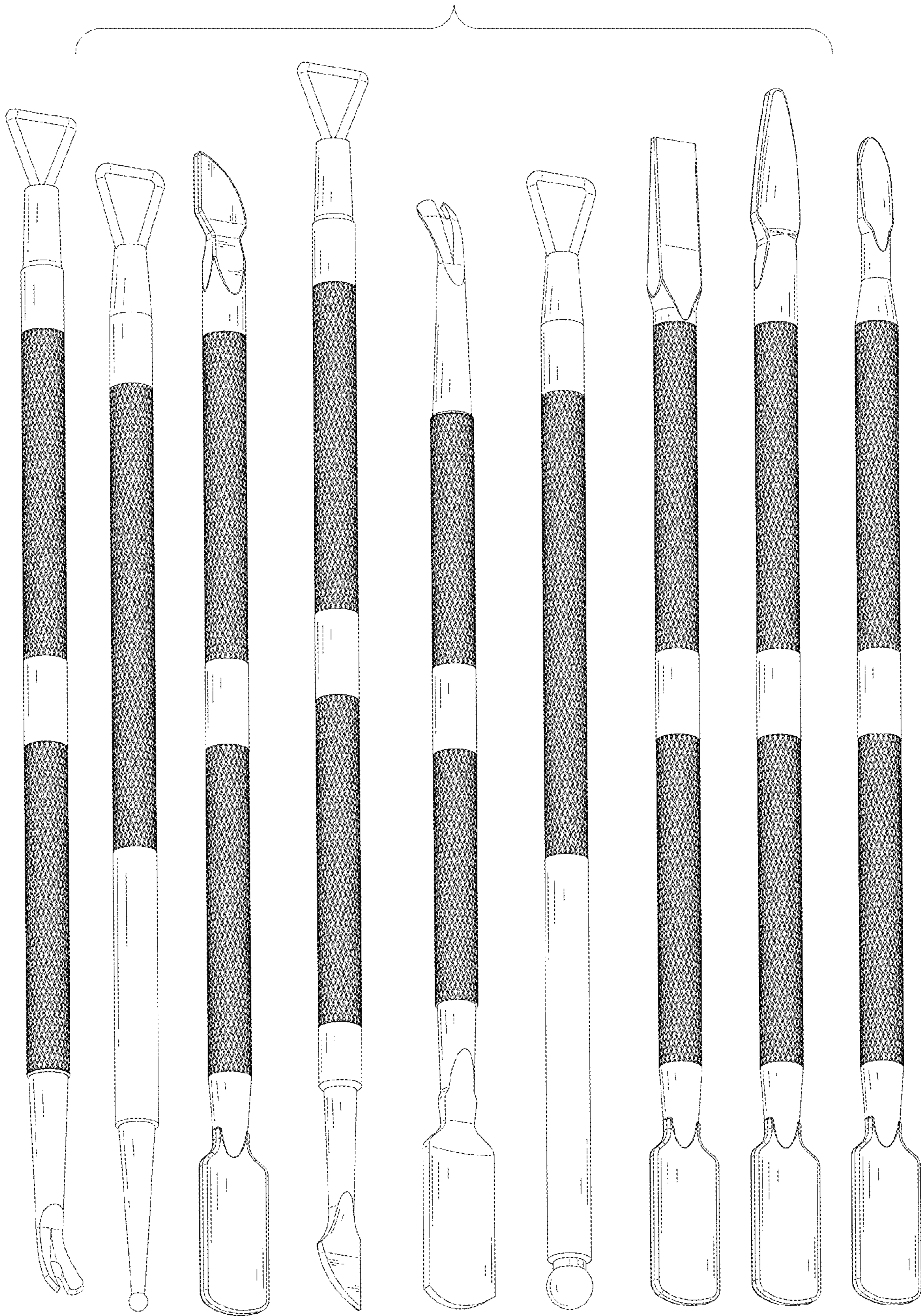


FIG. 10

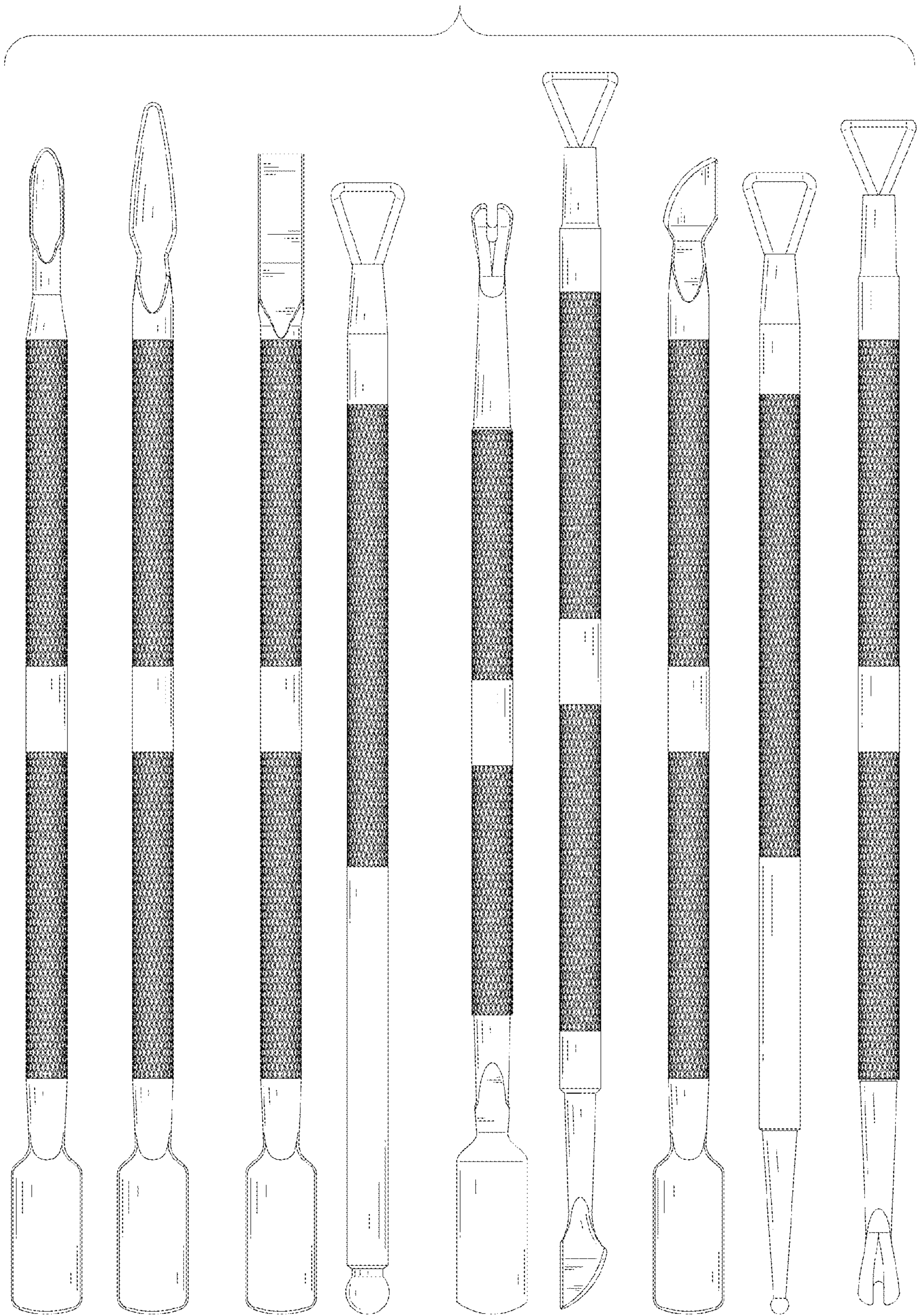


FIG. 11

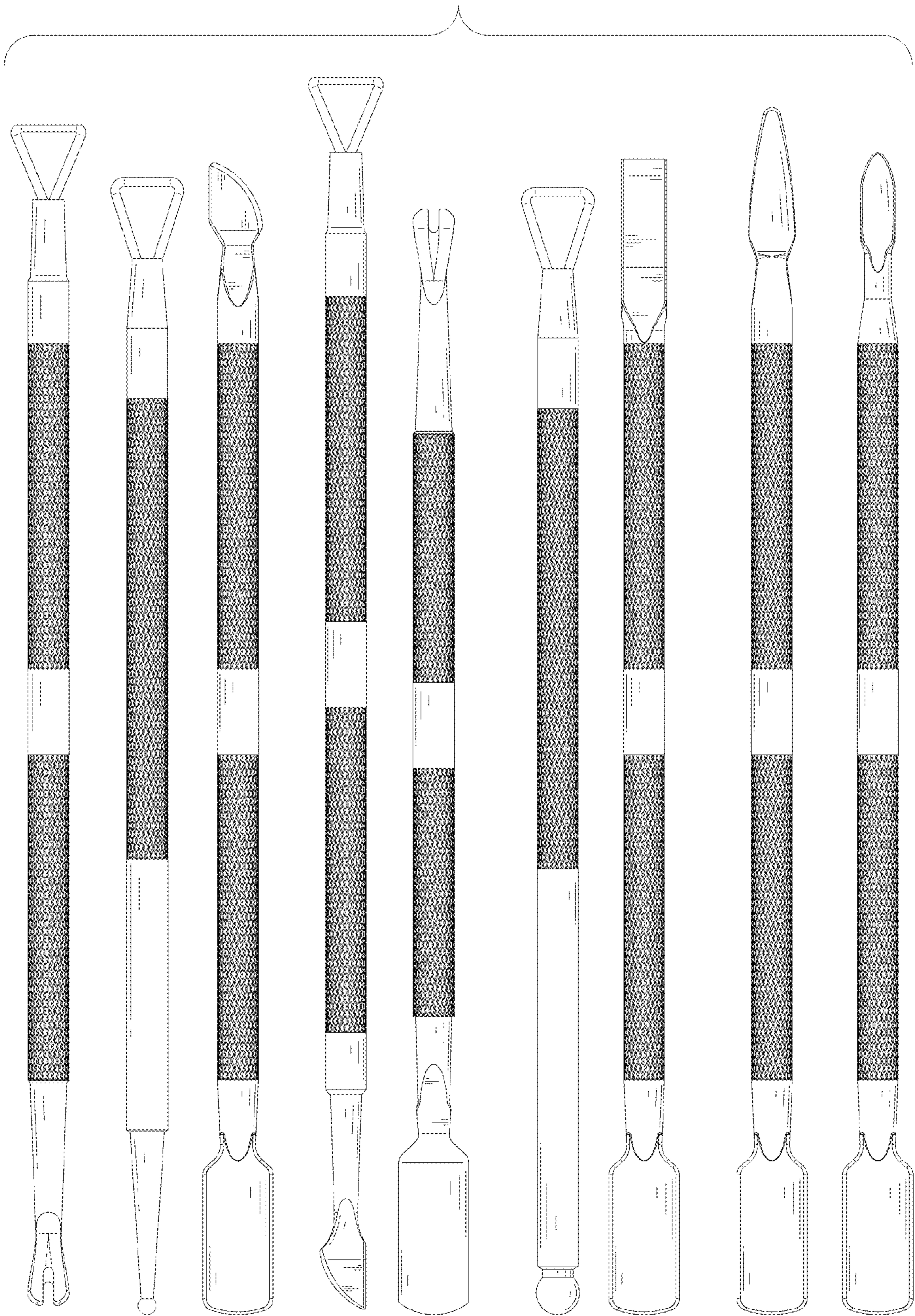


FIG. 12

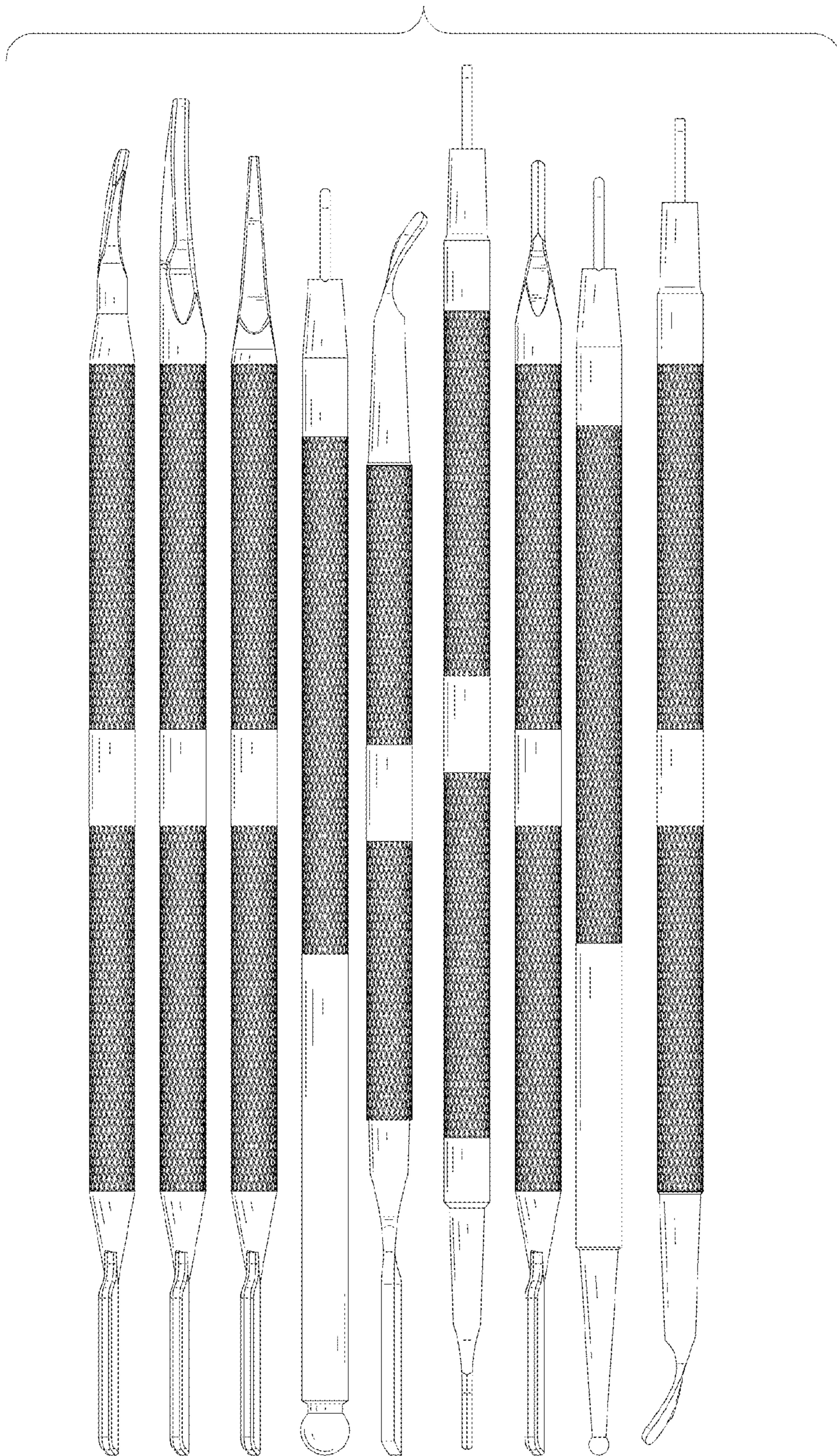


FIG. 13

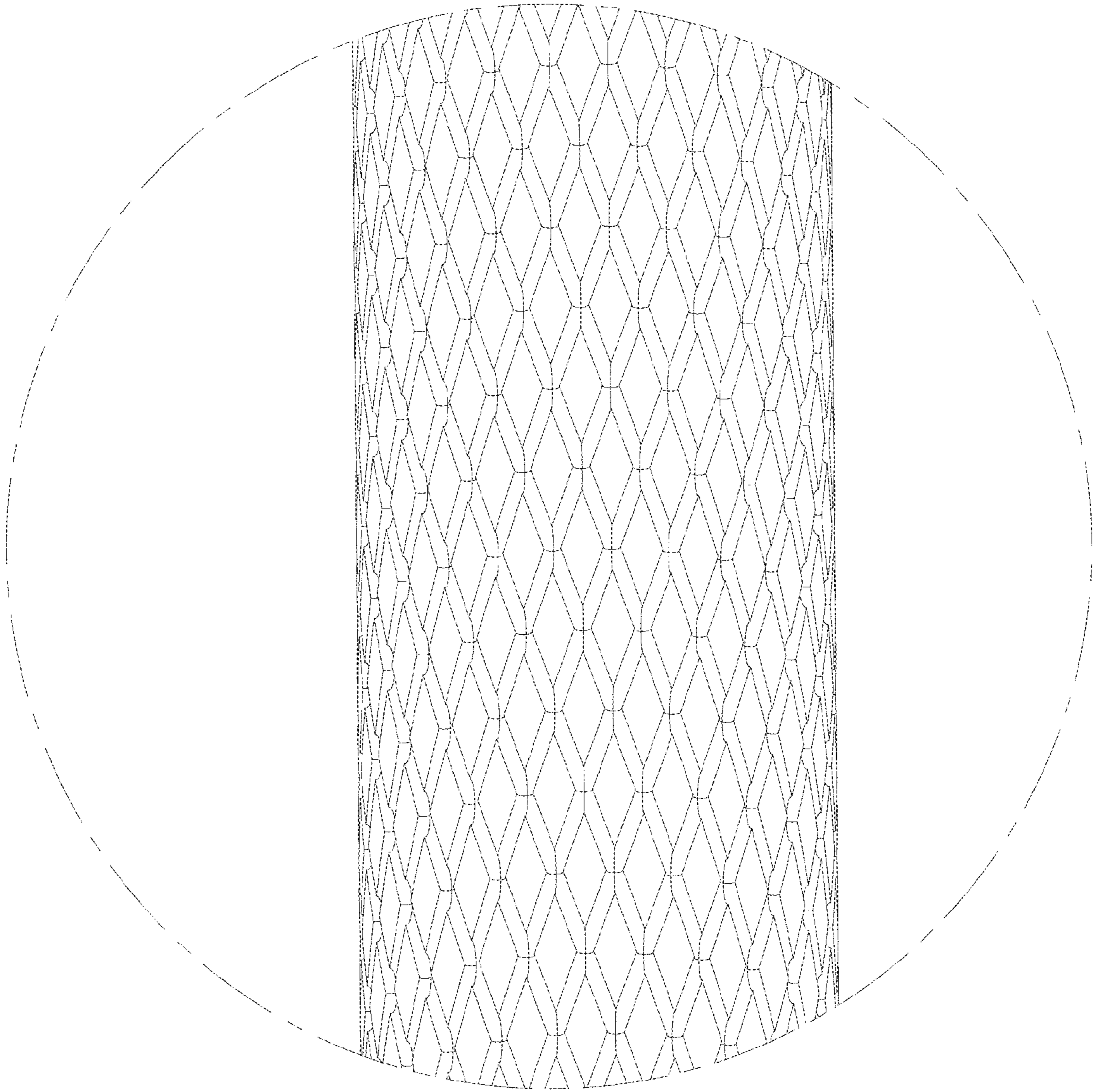


FIG. 14