

US00D960415S

(12) **United States Design Patent** (10) **Patent No.:** **US D960,415 S**
McGee (45) **Date of Patent:** **** *Aug. 9, 2022**

- (54) **APPAREL ILLUMINATOR**
- (71) Applicant: **David Jacob McGee**, Fairfax, VA (US)
- (72) Inventor: **David Jacob McGee**, Fairfax, VA (US)
- (*) Notice: This patent is subject to a terminal disclaimer.
- (**) Term: **15 Years**
- (21) Appl. No.: **29/652,727**
- (22) Filed: **Oct. 30, 2020**

Related U.S. Application Data

- (63) Continuation of application No. 16/573,614, filed on Sep. 17, 2019, now abandoned.
- (51) **LOC (13) Cl.** **26-02**
- (52) **U.S. Cl.**
USPC **D26/39**
- (58) **Field of Classification Search**
USPC D26/1, 24-25, 27, 37-52, 57, 113;
D2/705, 853, 500-501, 503, 624-625,
D2/628-629, 639, 742-743
CPC A41D 27/085; A41D 13/01; A41D 1/005;
A41D 1/06; A41D 31/00; A41D 3/00;
F21V 33/0008
See application file for complete search history.

(56) **References Cited**

U.S. PATENT DOCUMENTS

- D453,604 S * 2/2002 Hart D2/701
- 7,011,427 B1 * 3/2006 Baez G08B 5/004
362/191
- D578,299 S * 10/2008 Dennis D2/946
- D590,530 S * 4/2009 Tsai D26/51
- D649,669 S * 11/2011 Malecki D26/39
- D670,419 S * 11/2012 Fissell D26/51
- D736,963 S * 8/2015 Palfreyman D26/1

- D770,143 S * 11/2016 Waters D2/866
- D799,727 S * 10/2017 Habip D26/25
- D802,882 S * 11/2017 Tomita D2/629
- 10,701,990 B2 * 7/2020 Koshkaroff A41D 13/01
- D932,133 S * 10/2021 Atkins D2/625
- D932,141 S * 10/2021 Ansell D2/853
- 2006/0262531 A1 * 11/2006 Schrimmer A44C 15/005
362/240
- 2007/0081324 A1 * 4/2007 Schrimmer G02C 11/02
362/103
- 2008/0019119 A1 * 1/2008 Marston A43B 1/0072
362/103

* cited by examiner

Primary Examiner — Marissa J Cash
Assistant Examiner — William B Melliar
(74) *Attorney, Agent, or Firm* — Dunlap Bennett & Ludwig, PLLC

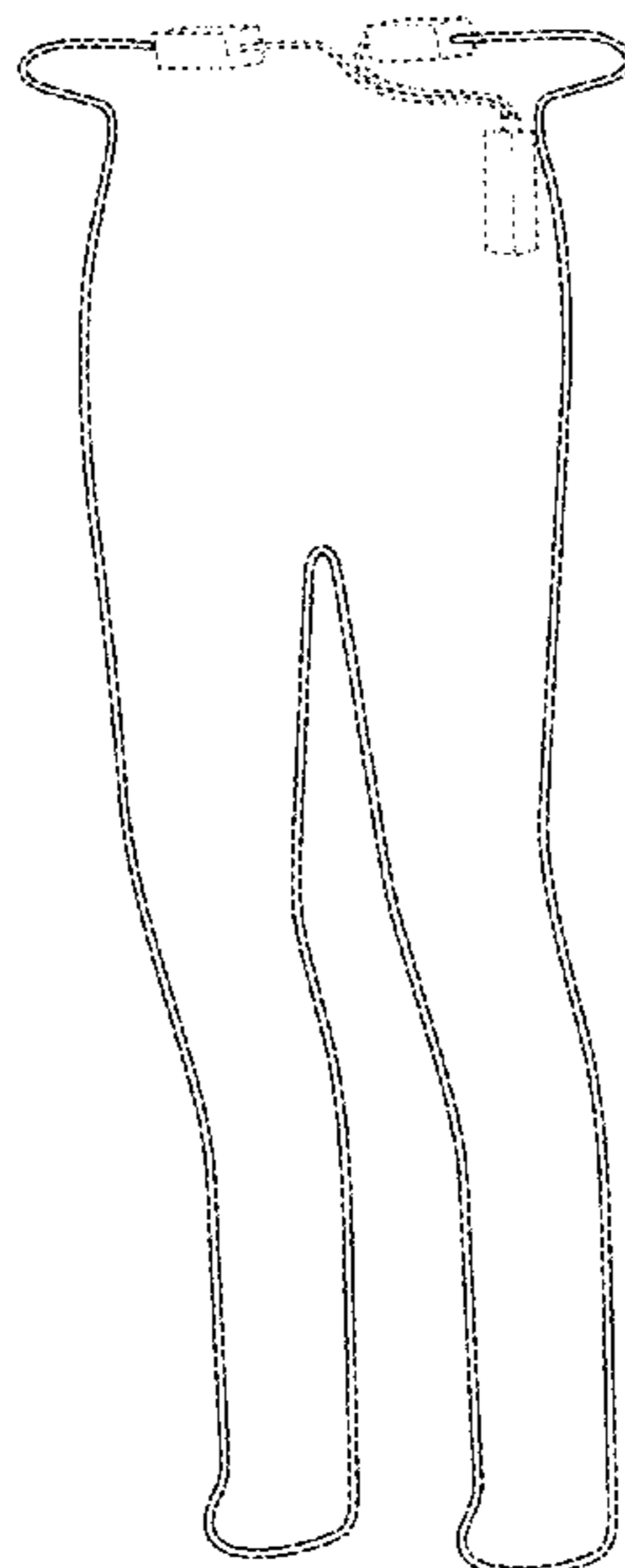
(57) **CLAIM**

The ornamental design for an apparel illuminator, as shown and described.

DESCRIPTION

FIG. 1 is a perspective view of an apparel illuminator, showing my new design;
FIG. 2 is a front elevation view thereof;
FIG. 3 is a rear elevation view thereof;
FIG. 4 is a left side elevation view thereof;
FIG. 5 is a right side elevation view thereof;
FIG. 6 is a top plan view thereof;
FIG. 7 is a bottom plan view thereof; and,
FIG. 8 is a perspective view of the apparel illuminator shown in use.
The broken lines showing apparel in FIG. 8 depicts environmental subject matter that forms no part of the claimed design, while the remaining broken lines shown in the drawings depict portions of the apparel illuminator that form no part of the claimed design.

1 Claim, 4 Drawing Sheets



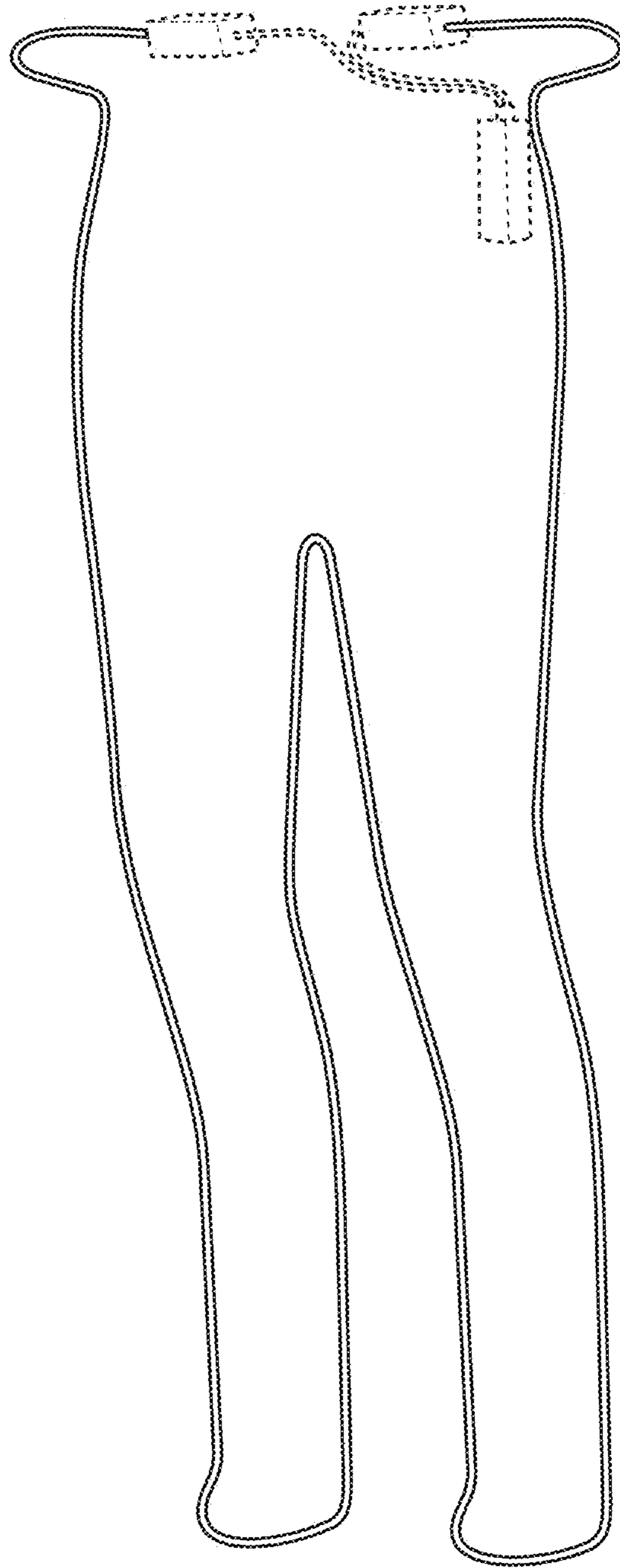


FIG. 1

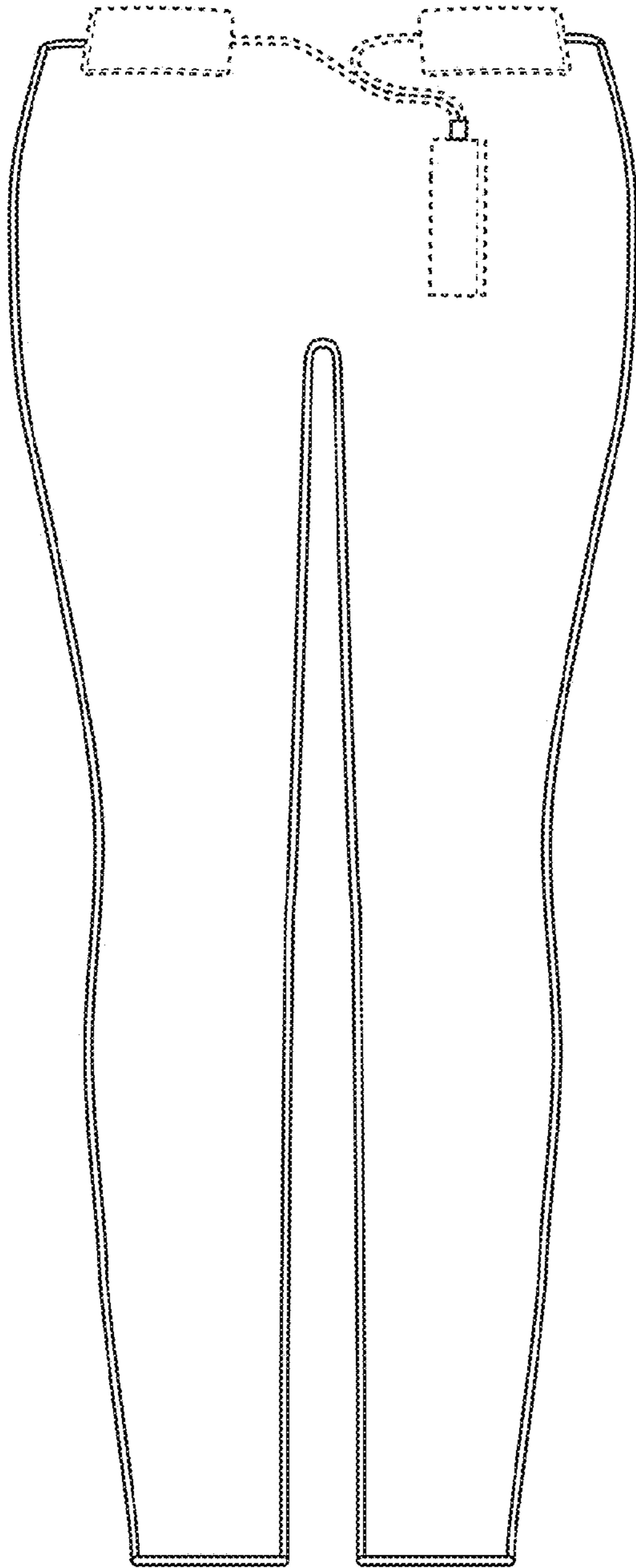


FIG. 2

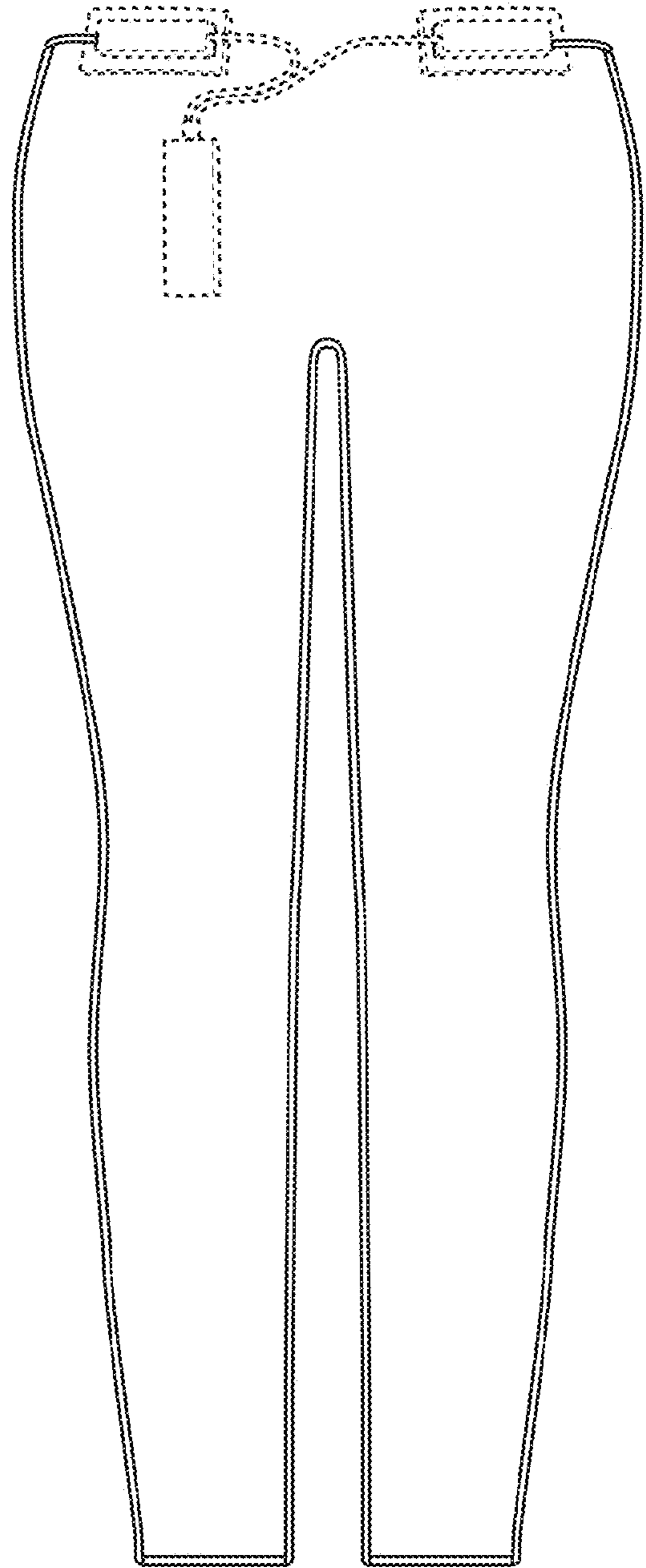


FIG. 3

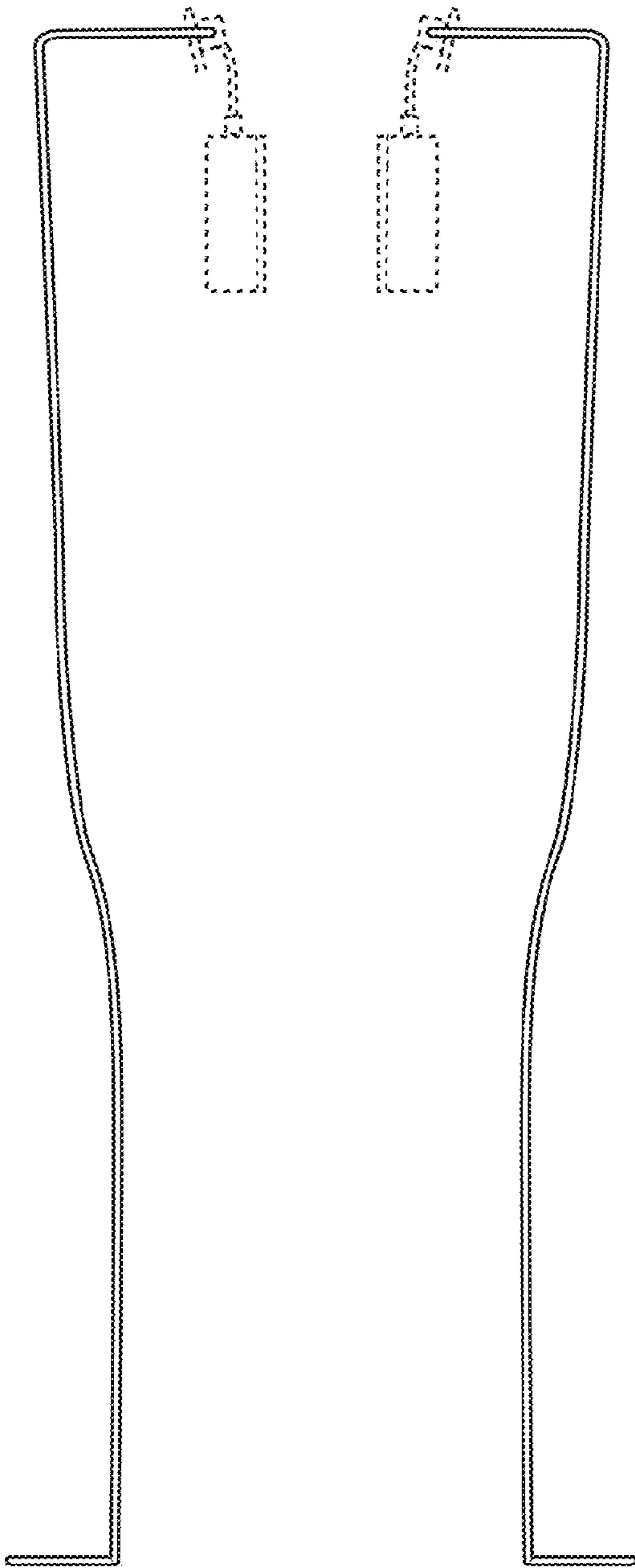


FIG. 4

FIG. 5

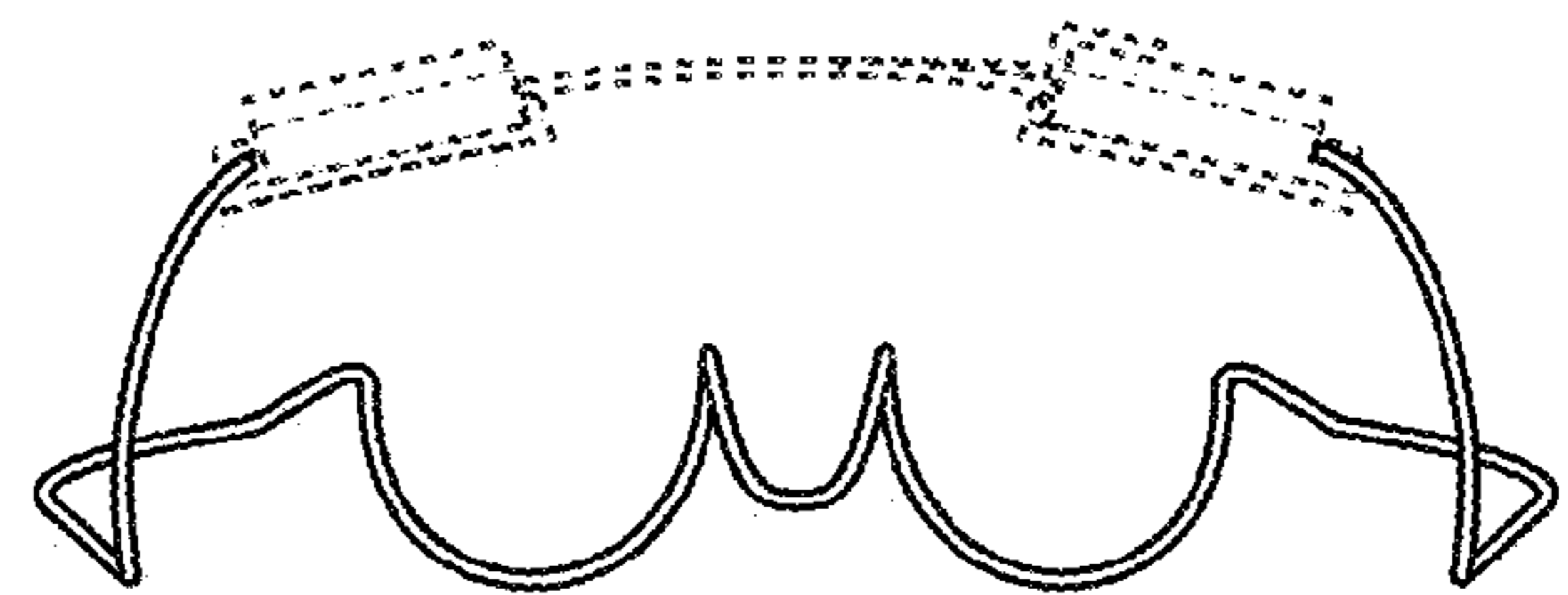


FIG. 6




FIG. 7

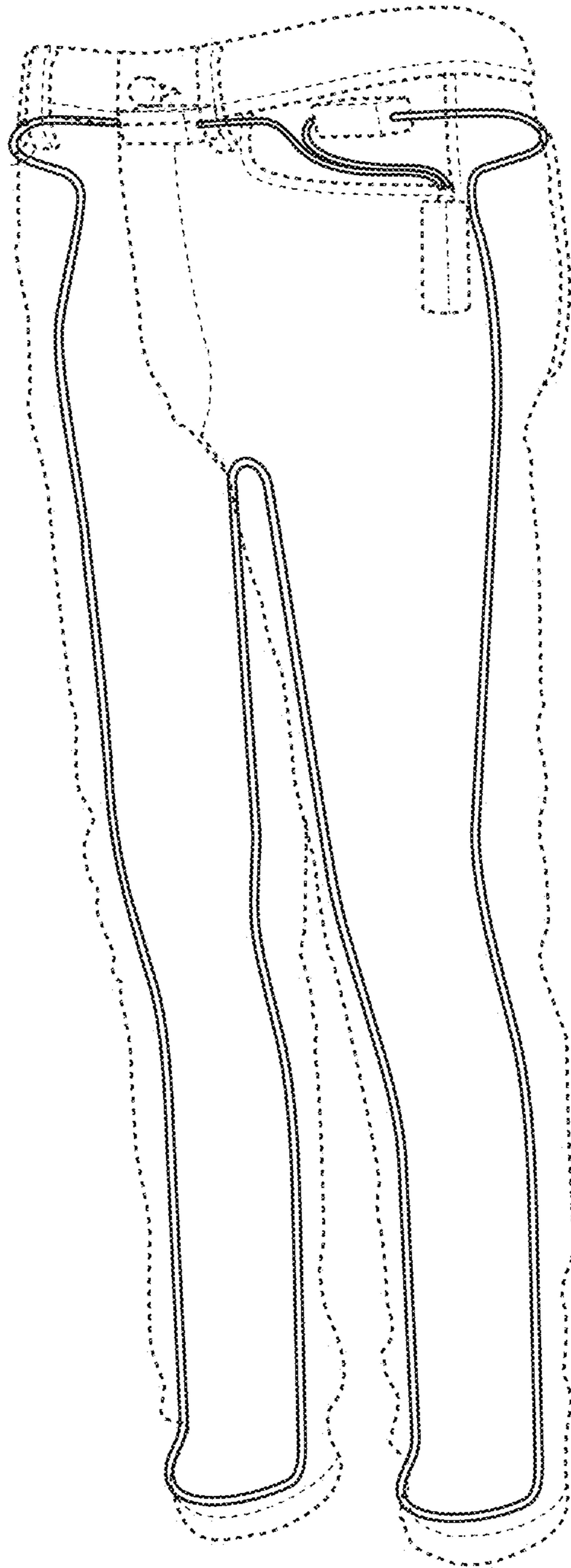


FIG. 8