



US00D960400S

(12) **United States Design Patent**
Ding

(10) **Patent No.:** **US D960,400 S**

(45) **Date of Patent:** **** Aug. 9, 2022**

(54) **SOLAR POWERED MOTION SENSOR LIGHT**

(71) Applicant: **Zhijie Ding**, Shenzhen (CN)

(72) Inventor: **Zhijie Ding**, Shenzhen (CN)

(**) Term: **15 Years**

(21) Appl. No.: **29/781,459**

(22) Filed: **Apr. 30, 2021**

(51) **LOC (13) Cl.** **26-03**

(52) **U.S. Cl.**
USPC **D26/24; D26/70**

(58) **Field of Classification Search**
USPC D26/24, 28, 35, 36, 72, 80, 86, 102, 104,
D26/118, 67, 70
CPC F21S 8/033; F21S 8/04; F21S 8/043; F21S
9/03; F21V 5/007; F21V 21/26; F21V
31/00; F21V 37/0095; F21W 2105/00;
F21W 2107/10

See application file for complete search history.

(56) **References Cited**

U.S. PATENT DOCUMENTS

- D497,447 S * 10/2004 Yoneda F21V 14/02
D26/24
- D558,908 S * 1/2008 Waedeled A61B 90/30
D26/67
- D563,017 S * 2/2008 Waedeled C12N 5/0062
D26/70
- D607,597 S * 1/2010 Choi F21S 9/022
D26/80
- 7,798,682 B1 * 9/2010 Cvek F21S 8/00
362/257
- D626,255 S * 10/2010 Hiratsuka D26/1
- D629,555 S * 12/2010 Hiratsuka D26/118
- D670,416 S * 11/2012 Renshaw D26/28
- D683,493 S * 5/2013 Villamizar D26/124
- D686,354 S * 7/2013 Feigenbaum D26/24
- D690,841 S * 10/2013 Feigenbaum D26/24

- D690,842 S * 10/2013 Feigenbaum D26/24
- D774,688 S * 12/2016 Dennis D26/122
- D794,844 S * 8/2017 Leban D26/28
- D811,642 S * 2/2018 Liang D26/72
- D812,426 S * 3/2018 Kociolek A23B 7/105
D7/412
- D831,883 S * 10/2018 Goltche D26/139
- D845,530 S * 4/2019 Yu D26/63
- D857,256 S 8/2019 Li

(Continued)

OTHER PUBLICATIONS

TRUX 4 Dual Revolution Red_Blue LED, Jun. 7, 2018, Amazon.com, site visited Apr. 21, 2022, url: <https://www.amazon.com/dp/B06X97T4R4> (Year: 2018).*

(Continued)

Primary Examiner — T Chase Nelson

Assistant Examiner — Rachel Wolfe

(74) *Attorney, Agent, or Firm* — Che-Yang Chen; Law Office of Michael Chen

(57) **CLAIM**

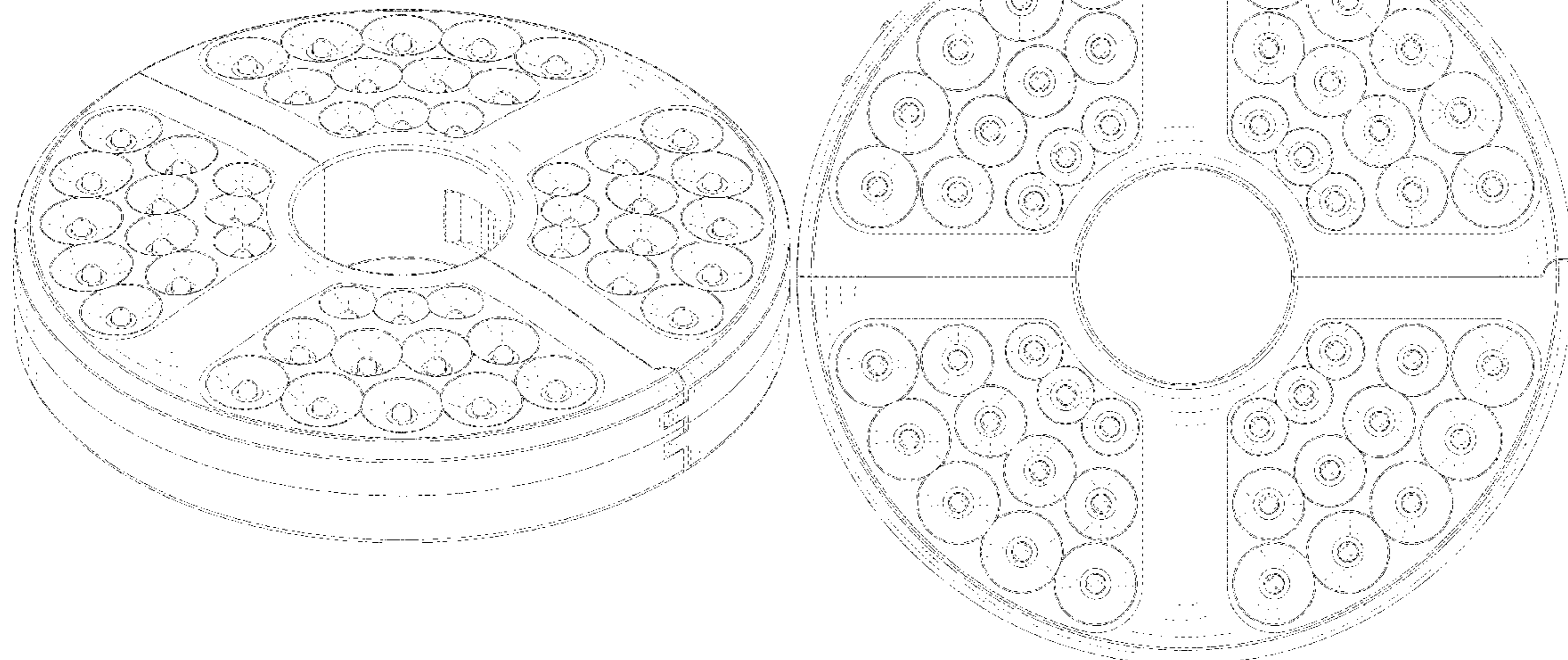
The ornamental design for a solar powered motion sensor light, as shown and described.

DESCRIPTION

FIG. 1 is a perspective view of the solar powered motion sensor light showing my new design; FIG. 2 is a perspective view from another angle thereof; FIG. 3 is a front elevational view thereof; FIG. 4 is a rear elevational view thereof; FIG. 5 is a left side elevational view thereof; FIG. 6 is a right side elevational view thereof; FIG. 7 is a top plan view thereof; and, FIG. 8 is a bottom plan view thereof.

The broken lines depict portions of the solar powered motion sensor light that form no part of the claimed design.

1 Claim, 8 Drawing Sheets



(56)

References Cited

U.S. PATENT DOCUMENTS

D868,336	S	11/2019	Li	
D874,715	S *	2/2020	Harrington, Jr. D26/139
D875,292	S	2/2020	Zhou et al.	
D877,388	S *	3/2020	Xie D26/124
D908,939	S *	1/2021	Liu D26/63
D915,641	S *	4/2021	Zhan D26/24
2016/0097518	A1 *	4/2016	Kim F21V 14/02 362/233
2017/0112587	A1 *	4/2017	Weiser A61B 90/30
2021/0237355	A1 *	8/2021	Cambren C12N 5/0062
2021/0239283	A1 *	8/2021	Rao F21S 9/022

OTHER PUBLICATIONS

AMAQUA Solar Motion Sensor Lights, Jul. 9, 2019, Amazon.com, site visited Apr. 21, 2022, url: <https://www.amazon.com/dp/B07V36B1BG?th=1> (Year: 2019).*

Topmante Solar Motion Sensor Light, Mar. 22, 2019, Amazon.com, site visited Apr. 21, 2022, url: <https://www.amazon.com/dp/B07Q11VFG6?th=1> (Year: 2019).*

NBJ Upgrade Solar Lights Outdoor LED Solar Motion Sensor Lights, Dec. 22, 2020, Amazon.com, site visited Apr. 21, 2022, url: <https://www.amazon.com/dp/B08R5PGN39?th=1> (Year: 2020).*

* cited by examiner

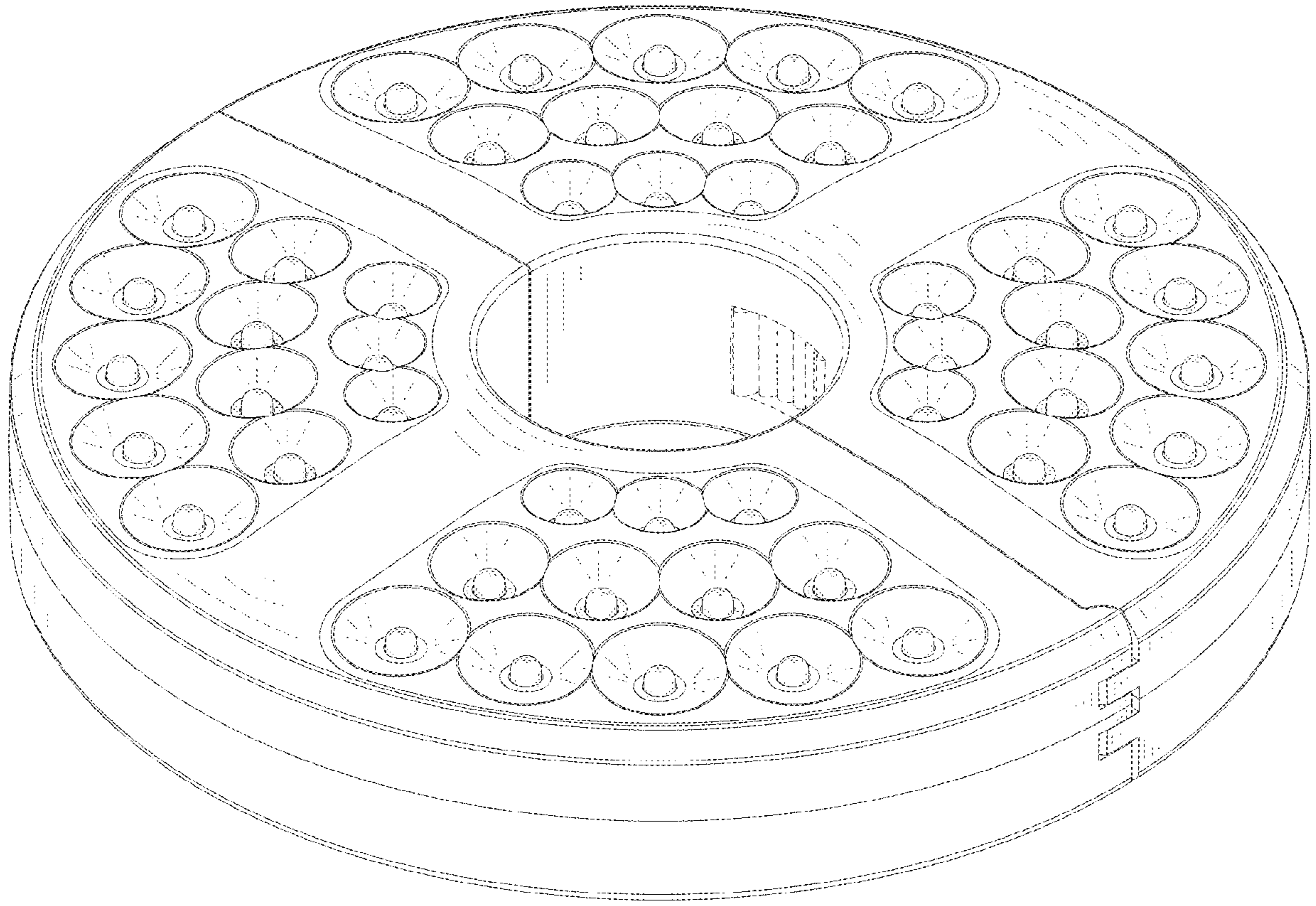


FIG.1

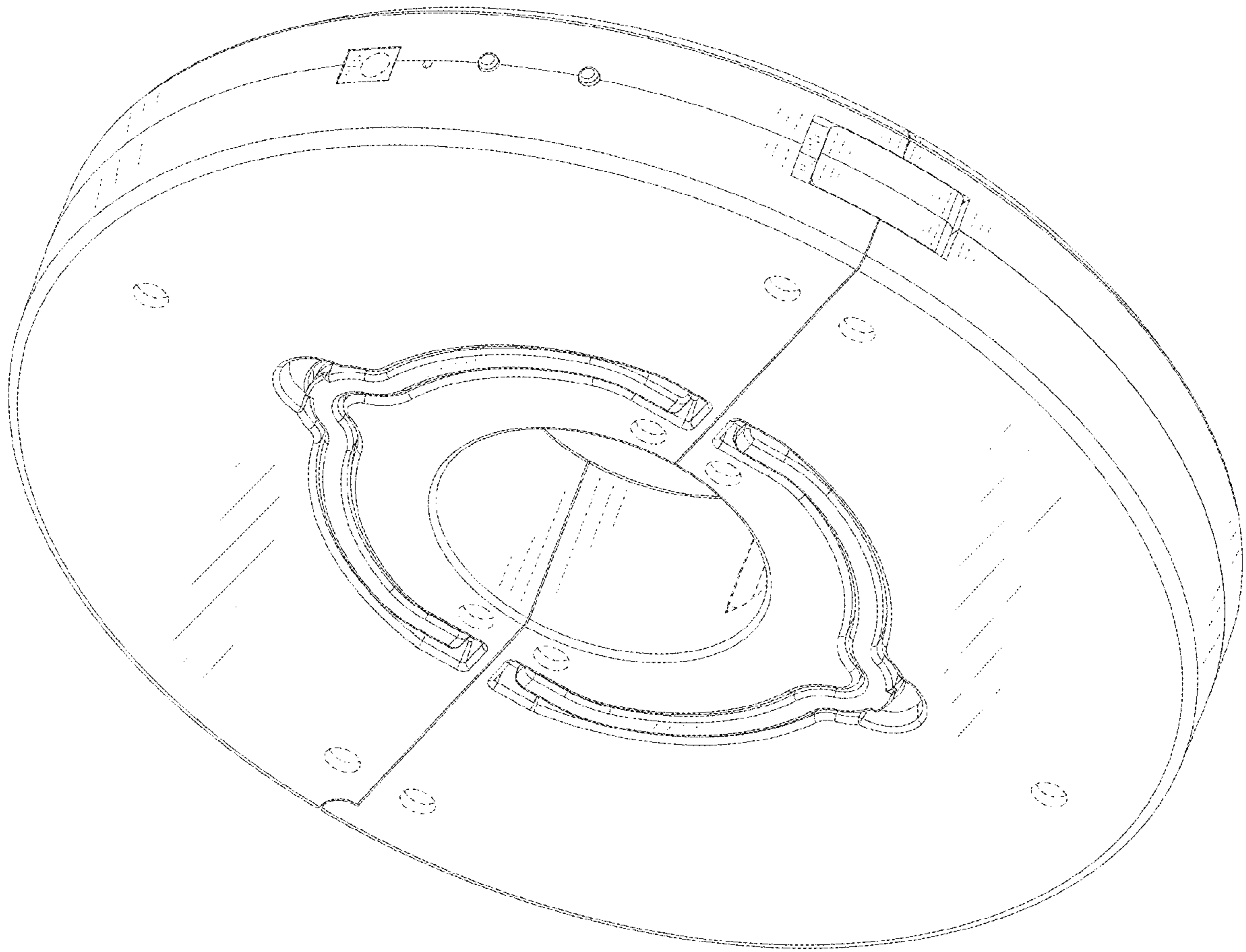


FIG. 2

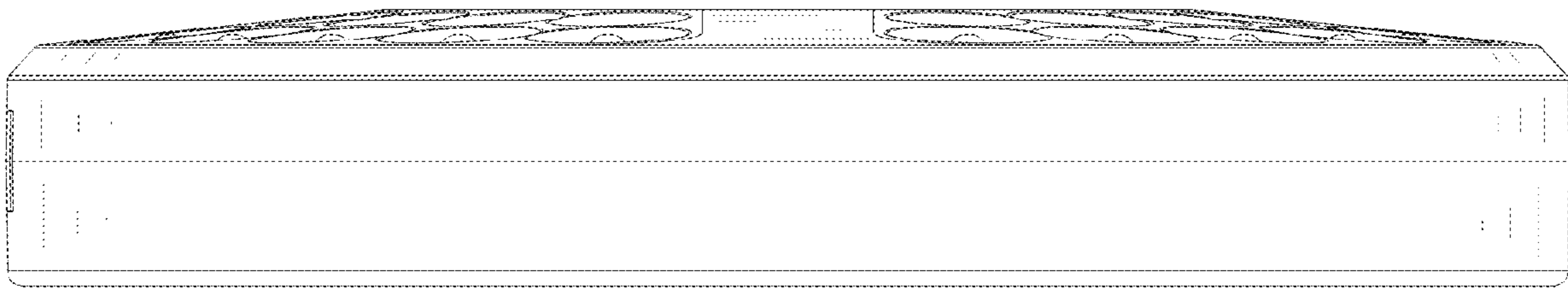


FIG. 3

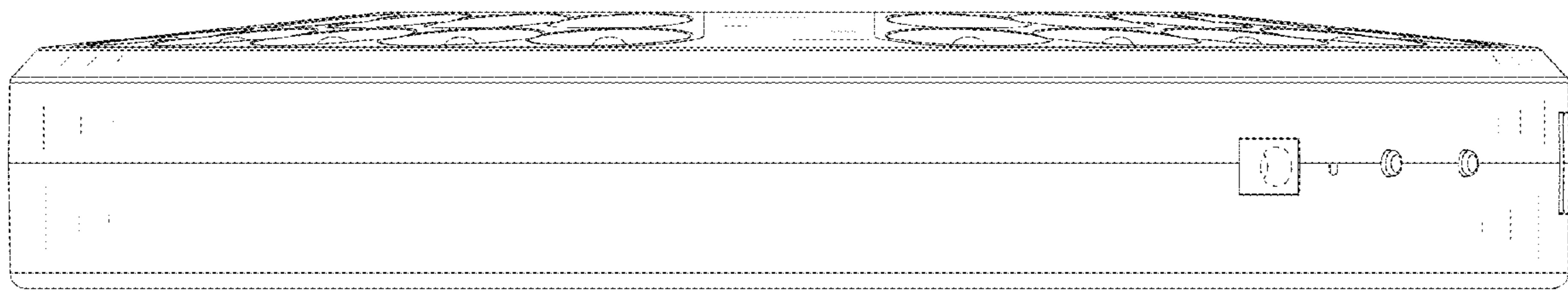


FIG. 4

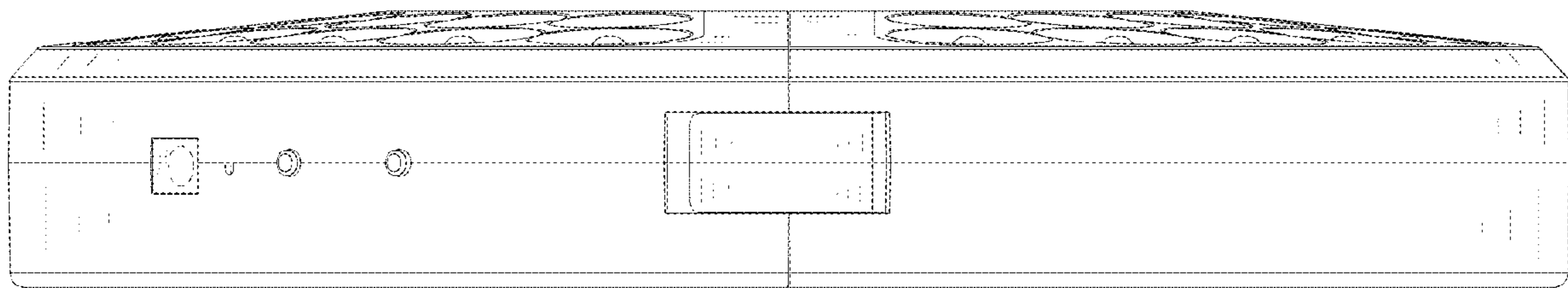


FIG. 5

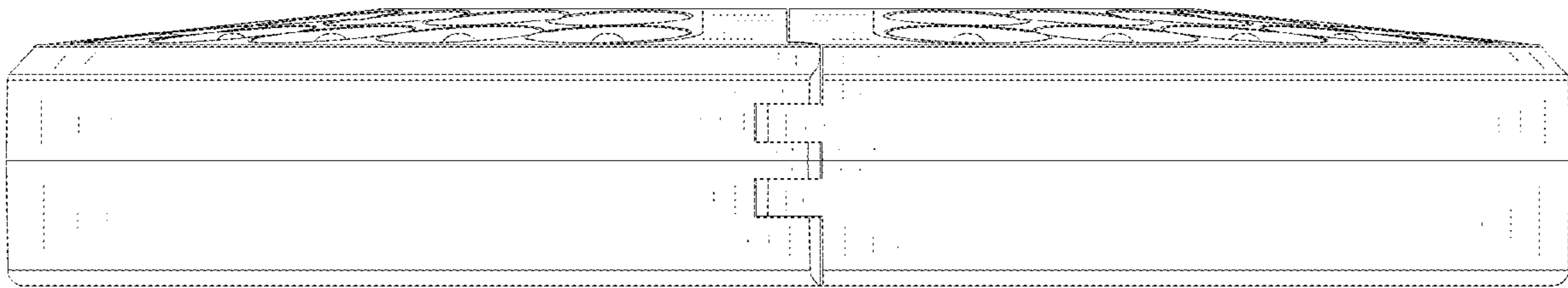


FIG. 6

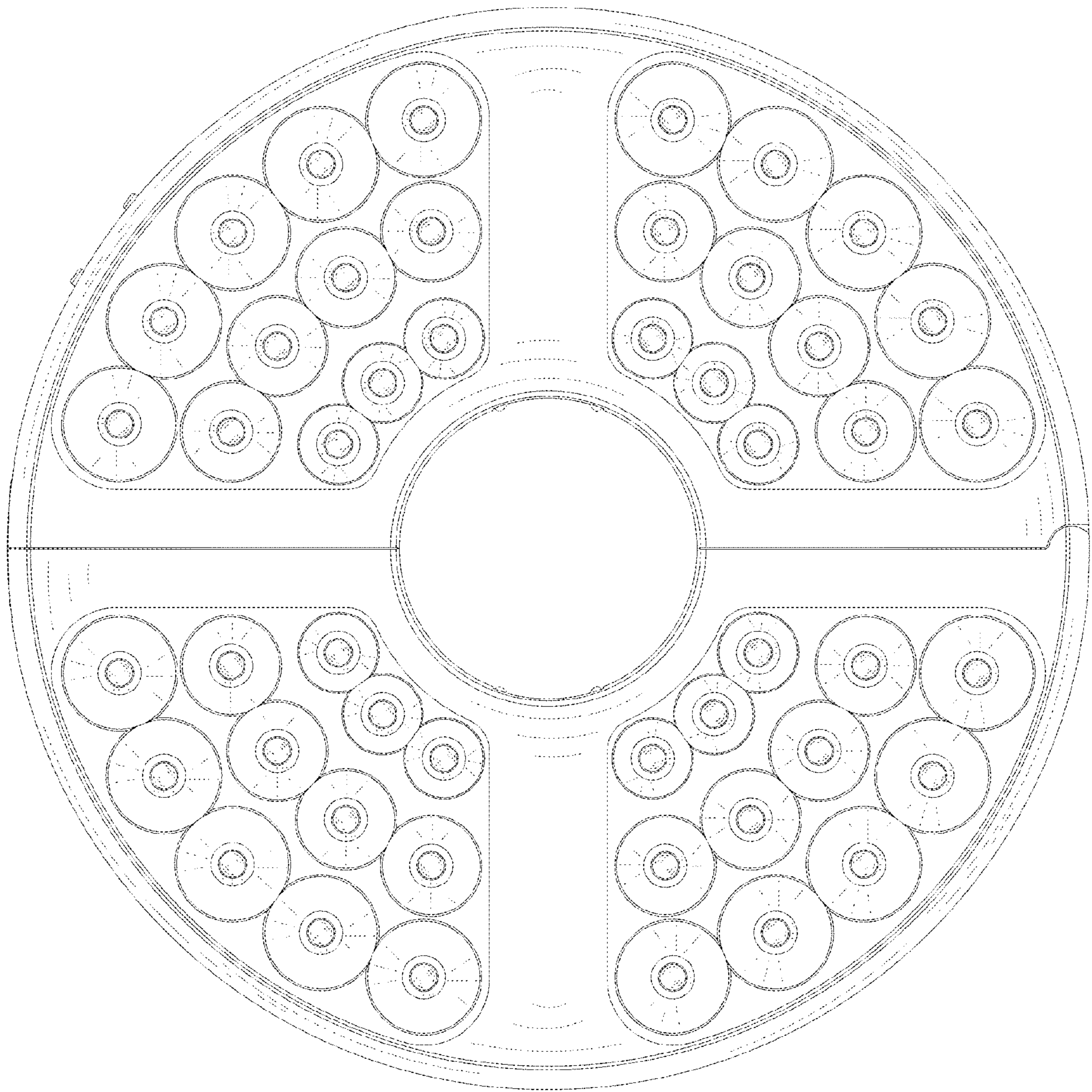


FIG. 7

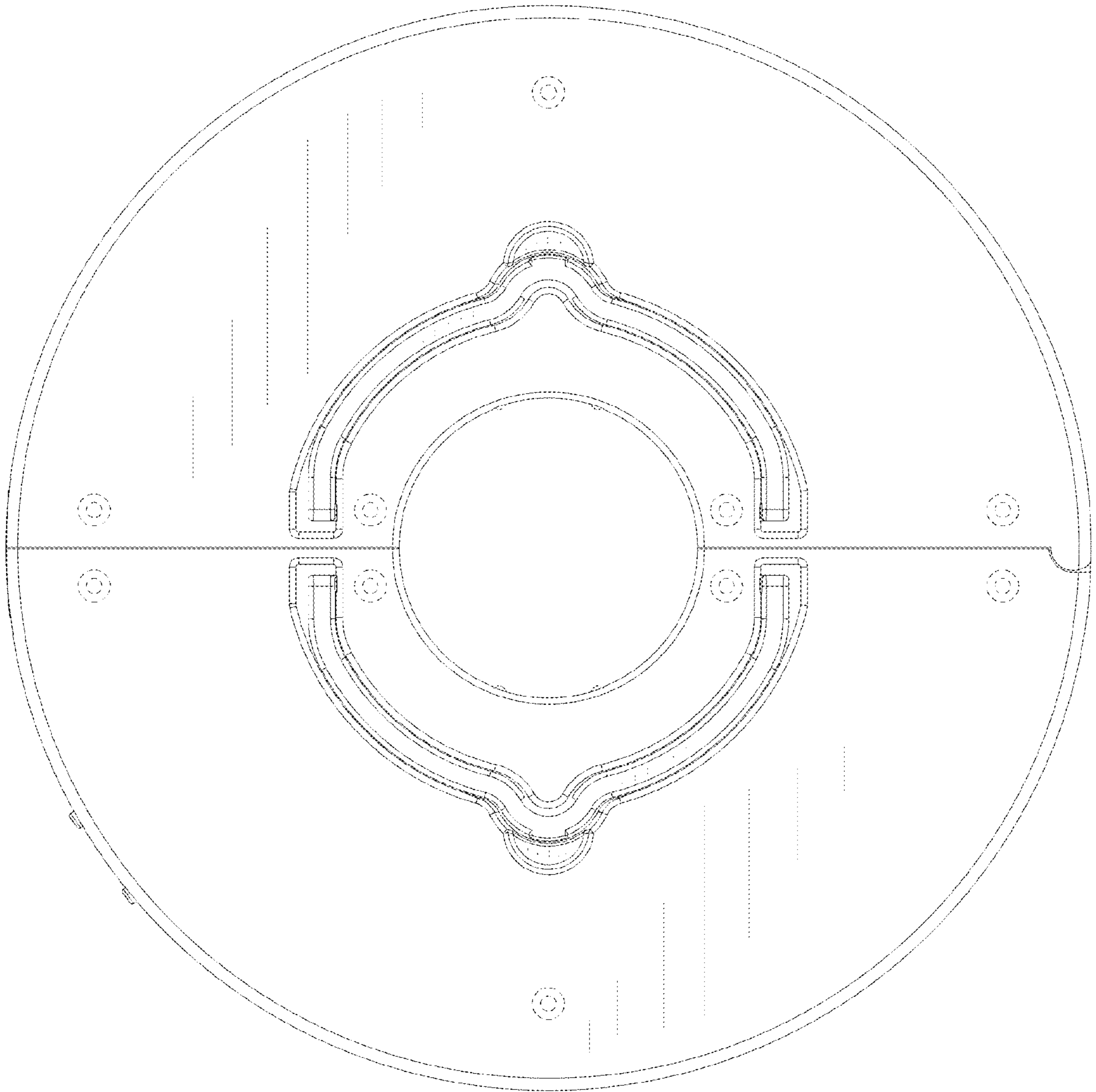


FIG. 8