



US00D960399S

(12) **United States Design Patent** (10) **Patent No.:** **US D960,399 S**  
**Zhang** (45) **Date of Patent:** **\*\* Aug. 9, 2022**

(54) **LAMP**

(71) Applicant: **SHENZHEN HENGHE OPTOELECTRONICS CO., LTD,**  
Shenzhen (CN)

(72) Inventor: **Shengyuan Zhang,** Shanwei (CN)

(73) Assignee: **SHENZHEN HENGHE OPTOELECTRONICS CO., LTD,**  
Shenzhen (CN)

(\*\*) Term: **15 Years**

(21) Appl. No.: **29/787,085**

(22) Filed: **Jun. 4, 2021**

(51) **LOC (13) Cl.** ..... **26-04**

(52) **U.S. Cl.**  
USPC ..... **D26/2; D26/60**

(58) **Field of Classification Search**  
USPC ..... D26/1, 2, 19, 24, 25, 32, 60, 67, 68, 73,  
D26/93, 94, 98, 99, 101, 104; D11/90,  
D11/106, 115, 121, 125, 127, 128, 157,  
D11/160, 162

CPC ..... F21W 2121/00; F21W 2121/04; F21W  
2121/006; F21W 2121/008; F21W  
2131/30; F21S 6/002

See application file for complete search history.

(56) **References Cited**

**U.S. PATENT DOCUMENTS**

2,719,908 A \* 10/1955 Morrison ..... F21L 14/02  
D26/2  
D425,217 S \* 5/2000 Oetken ..... D26/2

D471,652 S \* 3/2003 Kling ..... D26/2  
D485,379 S \* 1/2004 Stekelenburg ..... D26/2  
D487,596 S \* 3/2004 Callahan ..... D26/2  
D501,262 S \* 1/2005 Kling ..... D26/2  
D744,695 S \* 12/2015 Kwok ..... D26/94  
D791,372 S \* 7/2017 Rouse ..... D26/4  
D830,224 S \* 10/2018 Pierce ..... D11/121  
D832,492 S \* 10/2018 Murphy ..... D26/118  
D866,387 S \* 11/2019 Pan ..... D26/2  
D877,406 S 3/2020 Browning  
D892,385 S 8/2020 Browning  
D919,127 S \* 5/2021 Zhou ..... D26/4  
D951,495 S \* 5/2022 He ..... D26/25

\* cited by examiner

*Primary Examiner* — Wan Laymon  
*Assistant Examiner* — Clint A Samuel

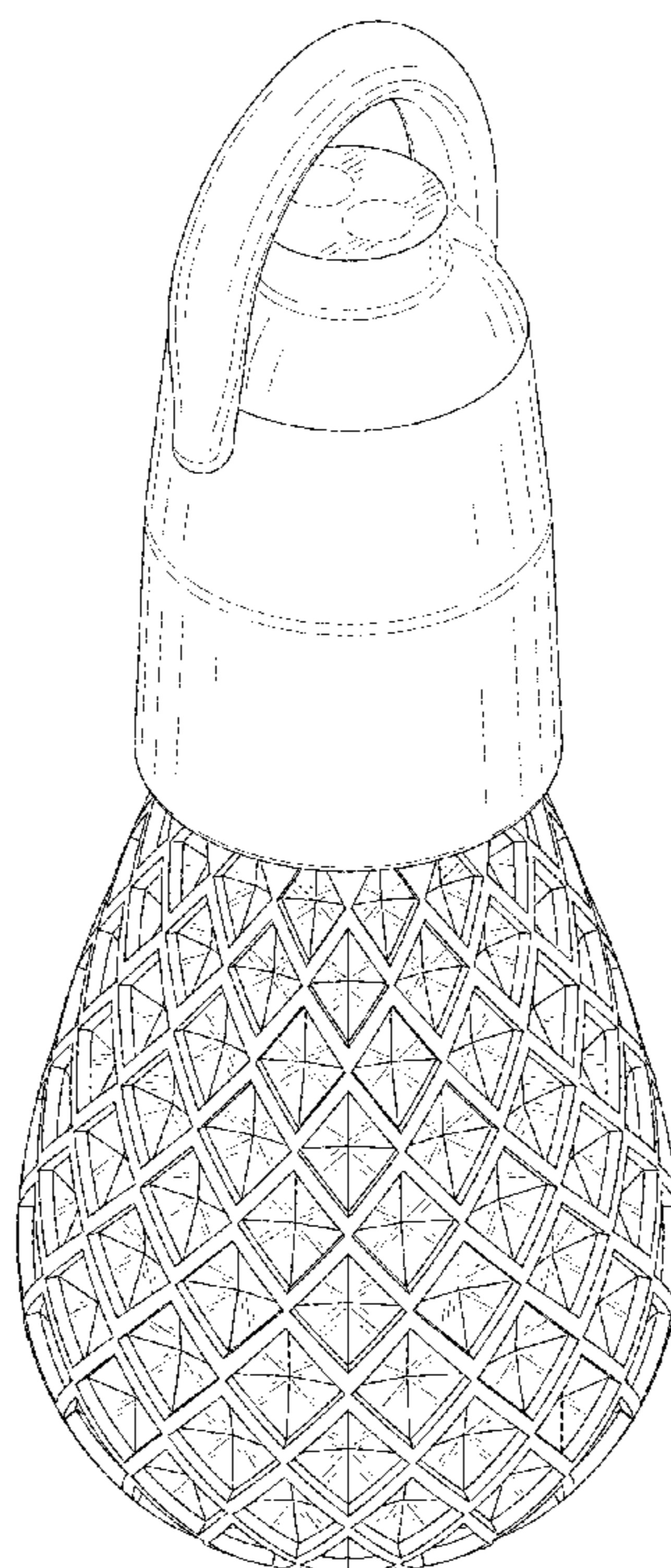
(57) **CLAIM**

The ornamental design for a lamp, as shown and described.

**DESCRIPTION**

FIG. 1 is a perspective view of a lamp showing my new design;  
FIG. 2 is another perspective view thereof;  
FIG. 3 is a front elevational view thereof;  
FIG. 4 is a rear elevational view thereof;  
FIG. 5 is a left side elevational view thereof;  
FIG. 6 is a right side elevational view thereof;  
FIG. 7 is a top plan view thereof; and,  
FIG. 8 is a bottom plan view thereof.  
The broken lines in the drawings depict portions of the lamp that form no part of the claimed design.

**1 Claim, 8 Drawing Sheets**



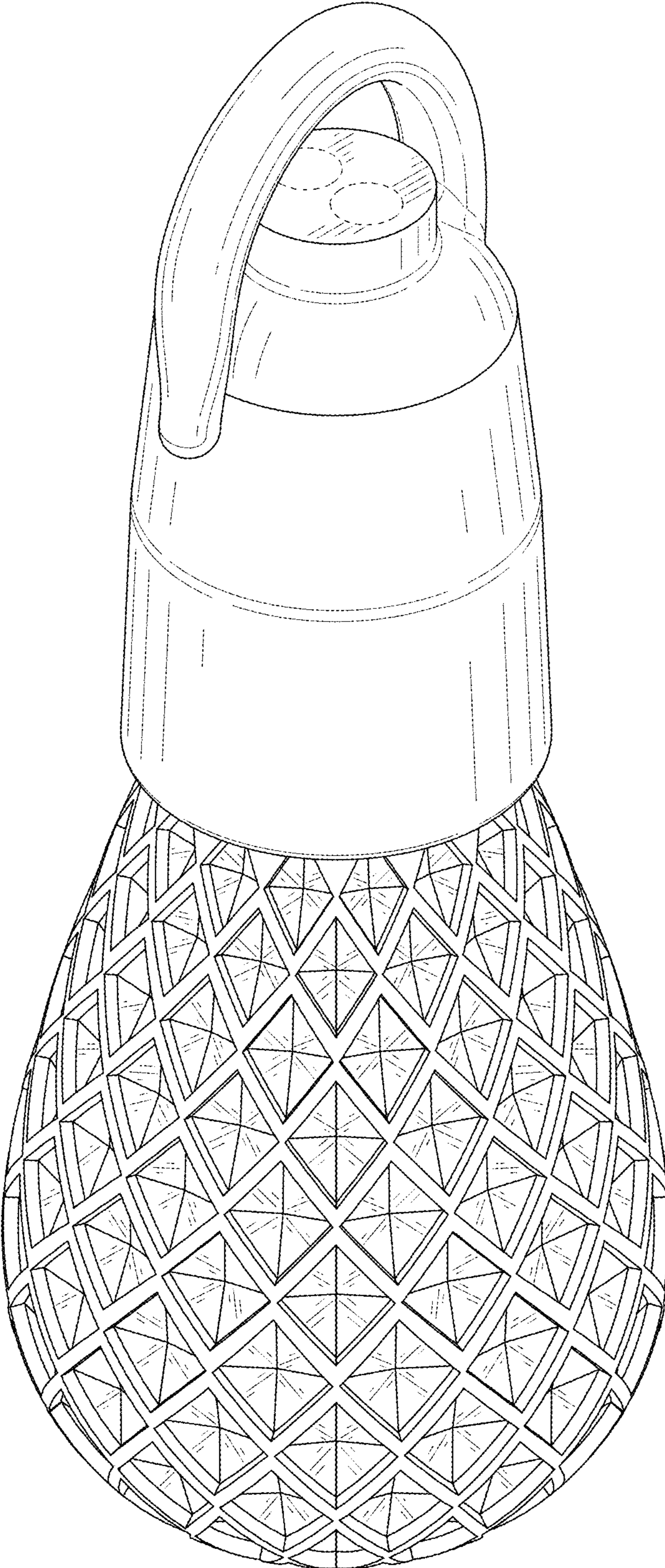


FIG. 1

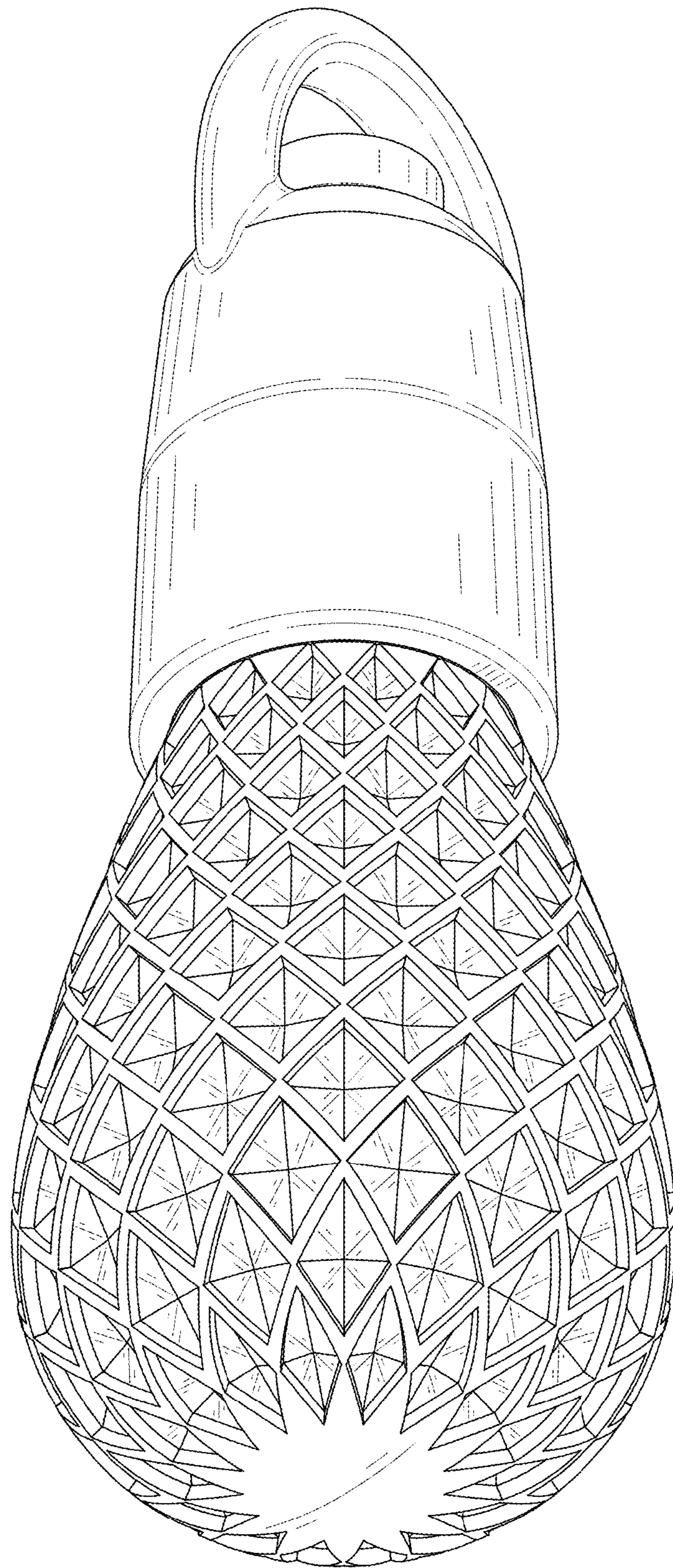


FIG. 2

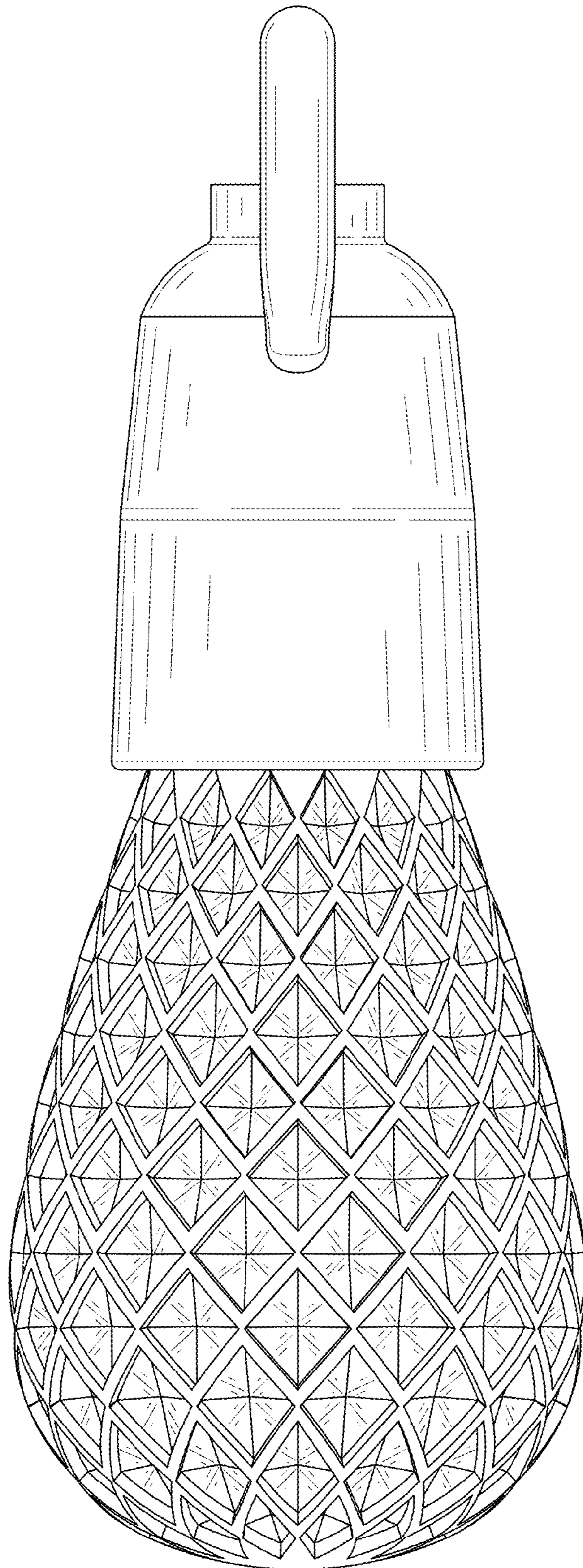


FIG. 3

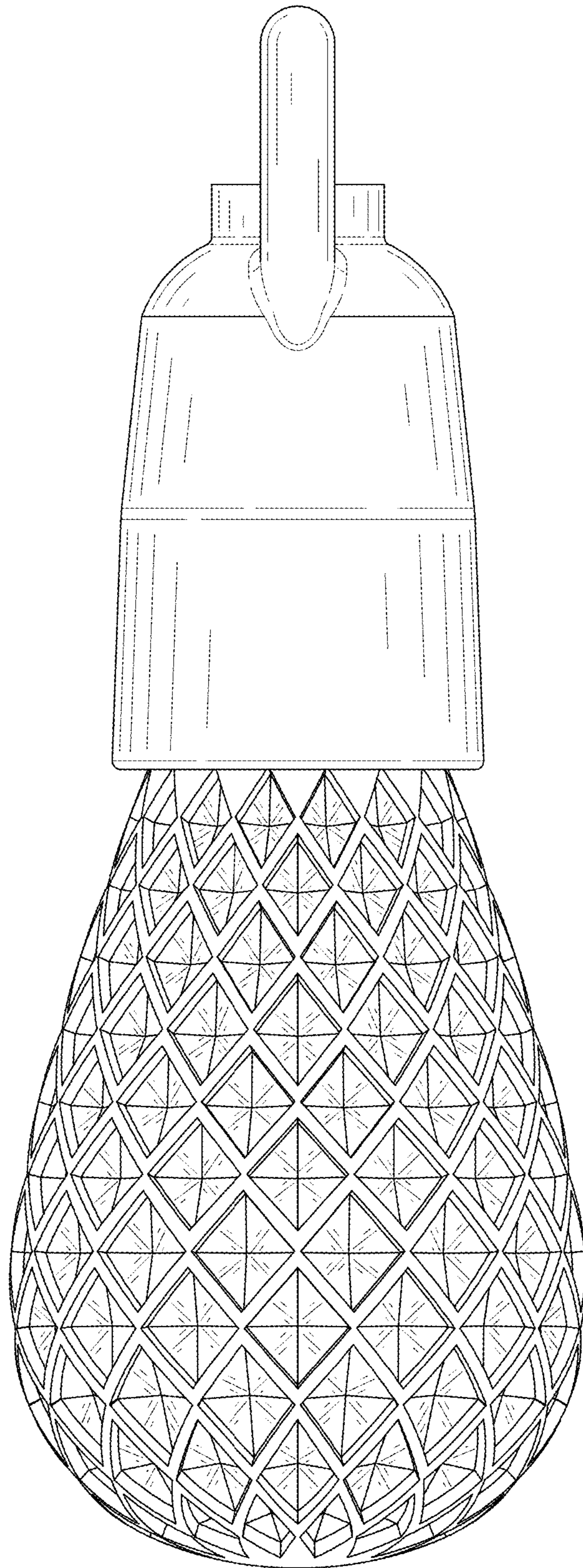


FIG. 4

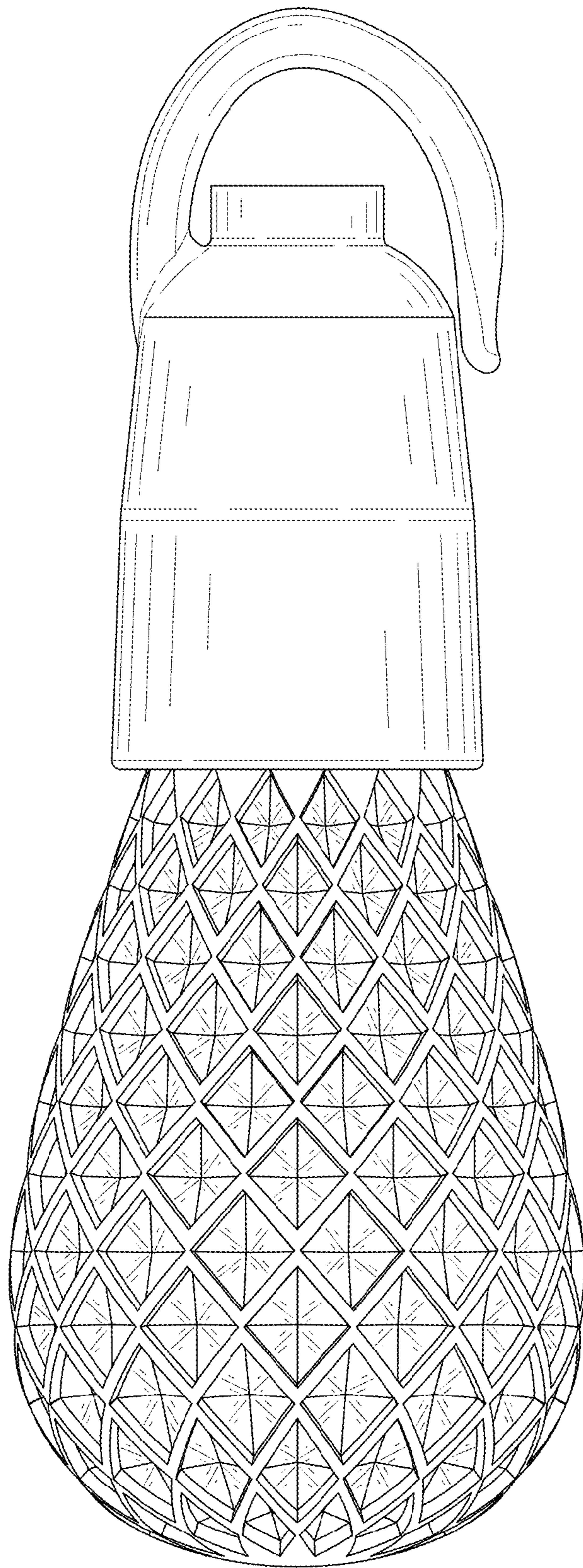


FIG. 5

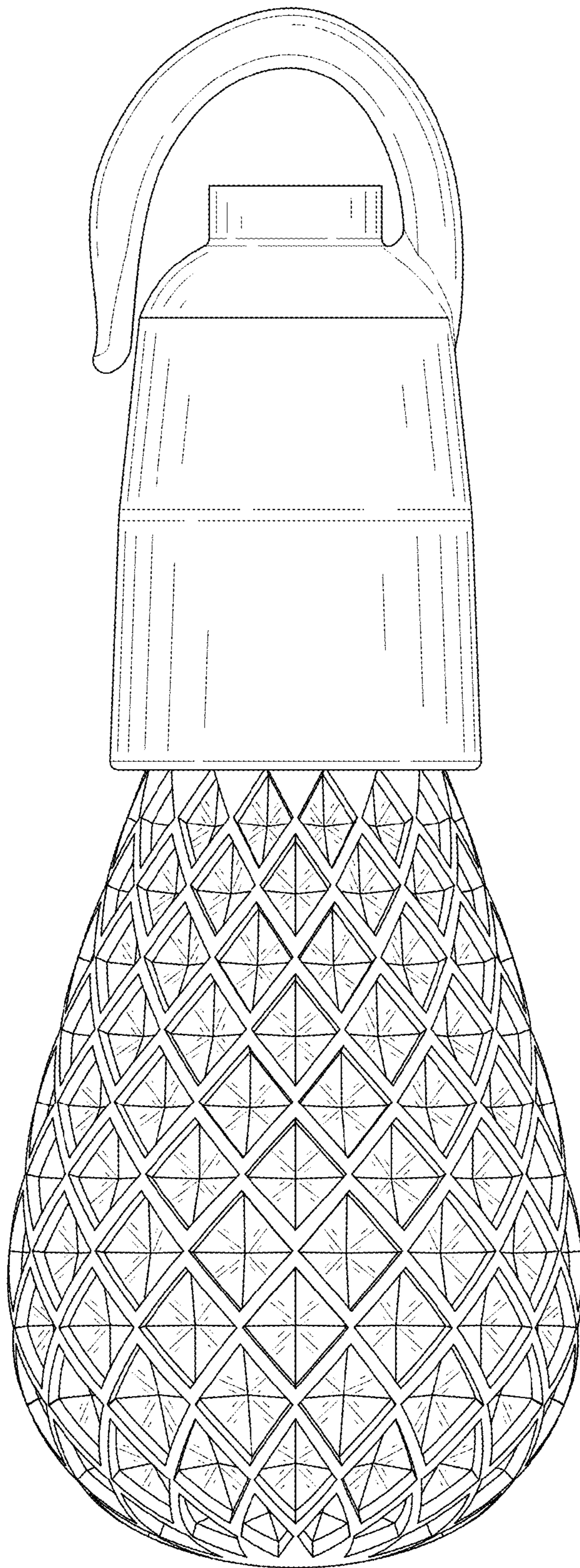


FIG. 6




FIG. 7






FIG. 8