



US00D960386S

(12) **United States Design Patent** (10) **Patent No.:** **US D960,386 S**
Hawkins et al. (45) **Date of Patent:** **** Aug. 9, 2022**

(54) **DISC**
(71) Applicant: **Truvian Sciences, Inc.**, San Diego, CA (US)
(72) Inventors: **Jeff Hawkins**, San Marcos, CA (US); **Dena Marrinucci**, San Diego, CA (US); **Ian Kleinemolen**, La Jolla, CA (US); **Alan Quinn**, Alphington (AU); **Tyson Grant**, San Marcos, CA (US)
(73) Assignee: **Truvian Sciences, Inc.**, San Diego, CA (US)

(**) Term: **15 Years**

(21) Appl. No.: **29/735,086**

(22) Filed: **May 18, 2020**

(51) **LOC (13) Cl.** **24-01**

(52) **U.S. Cl.**
USPC **D24/216; D24/225**

(58) **Field of Classification Search**
USPC D24/107, 186, 216, 219, 220, 221, D24/223-227, 231, 232; D10/81; D15/29; D12/180
CPC B01L 3/5027; B01L 3/50273; B01L 3/502738; B01L 2300/0803; B01L 2300/0806; B01L 2300/0819; B01L 2300/0822; B01L 2300/0829; B01L 2200/027; G01N 21/01; G01N 21/75
See application file for complete search history.

(56) **References Cited**

U.S. PATENT DOCUMENTS

6,819,408	B1	11/2004	Scrivens et al.	
D564,667	S *	3/2008	Bedingham	D24/216
D636,893	S	4/2011	Nicholls et al.	
D655,423	S	3/2012	Nielsen et al.	
D672,050	S *	12/2012	Lee	D24/216
D672,467	S *	12/2012	Smith	D24/216

D685,496	S *	7/2013	Lee	D24/216
D812,767	S	3/2018	Osmus et al.	
D893,047	S	8/2020	Wahlqvist et al.	
D898,222	S	10/2020	Chou et al.	
D915,618	S	4/2021	Heron	
2006/0223166	A1	10/2006	Wilding et al.	
2007/0298433	A1	12/2007	Sia et al.	
2011/0014094	A1 *	1/2011	Kim	B01L 3/54 422/400
2011/0015545	A1	1/2011	Mondro	
2011/0176963	A1 *	7/2011	Kim	B01L 3/502746 422/68.1
2012/0225446	A1	9/2012	Wimberger-Friedl et al.	
2016/0279640	A1	9/2016	Iqbal et al.	
2018/0161772	A1 *	6/2018	Rammohan	B01L 3/502738
2018/0299380	A1	10/2018	Makino et al.	
2019/0118181	A1	4/2019	Olsson et al.	
2020/0061930	A1 *	2/2020	Shartle	B01L 3/502715
2020/0156068	A1 *	5/2020	Yu	B01L 3/50273
2020/0217861	A1	7/2020	Lai et al.	
2021/0053048	A1 *	2/2021	Swanson	B01L 3/502

* cited by examiner

Primary Examiner — Anhdao Doan

(74) *Attorney, Agent, or Firm* — DLA Piper LLP (US)

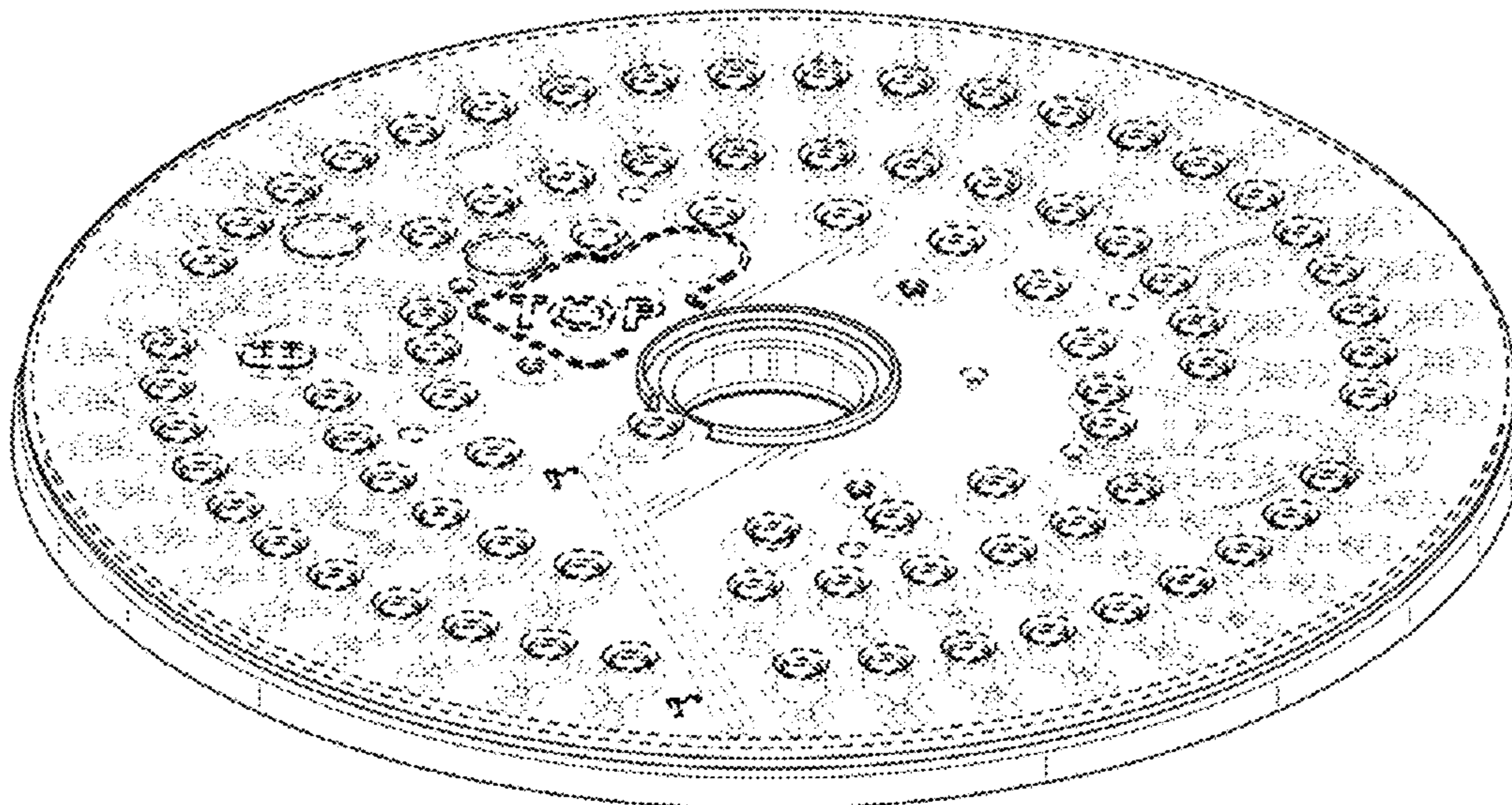
(57) **CLAIM**

We claim the ornamental design for a disc, as shown and described.

DESCRIPTION

FIG. 1 is a front perspective view of a disc showing our new design;
FIG. 2 is a top plan view thereof;
FIG. 3 is a bottom plan view thereof;
FIG. 4 is a right elevational view thereof;
FIG. 5 is a left elevational view thereof;
FIG. 6 is a rear elevational view thereof; and,
FIG. 7 is a front elevational view thereof.
The broken lines depict portions of the disc that form no part of the claimed design.

1 Claim, 5 Drawing Sheets



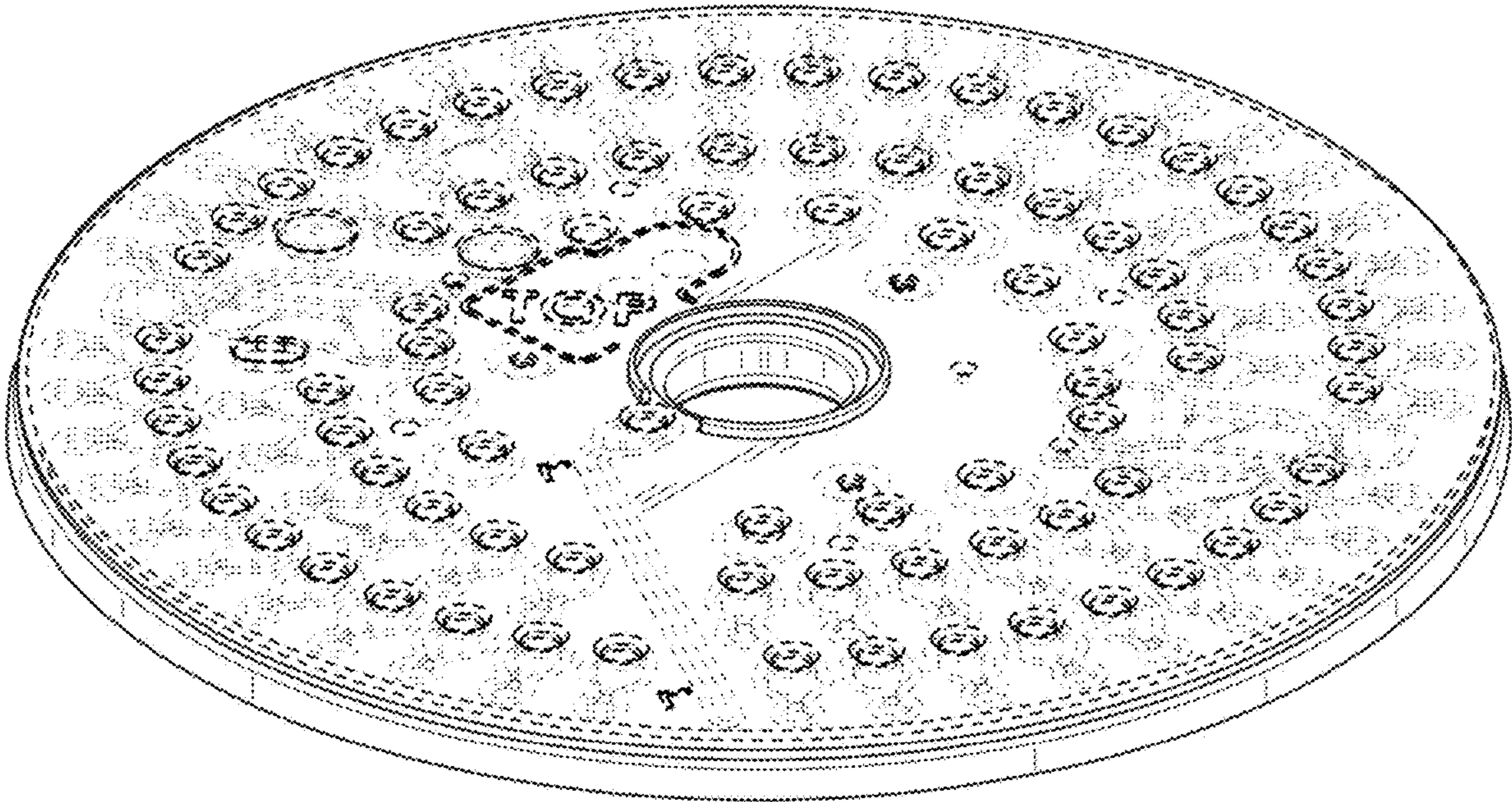


FIG. 1

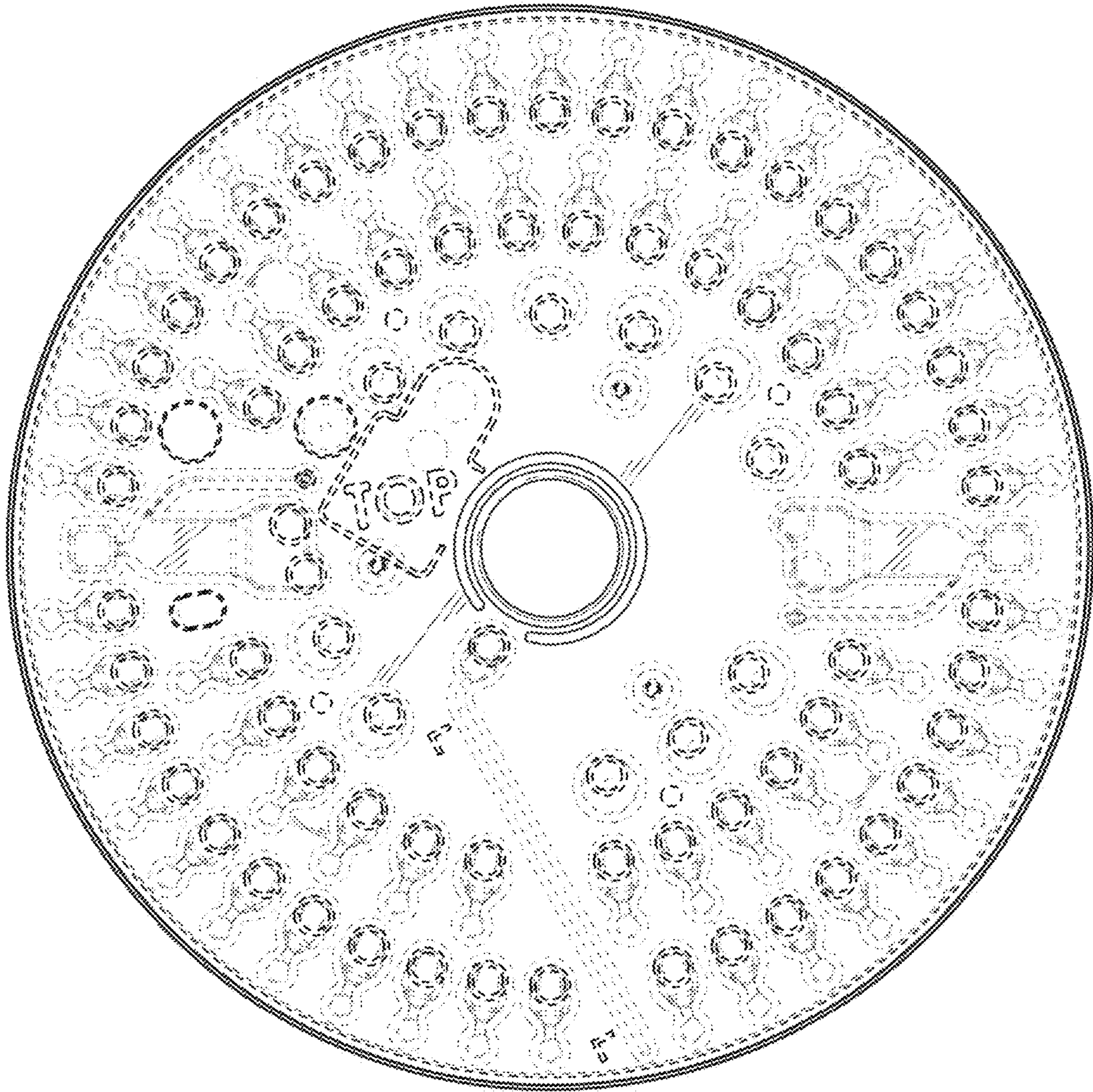


FIG. 2

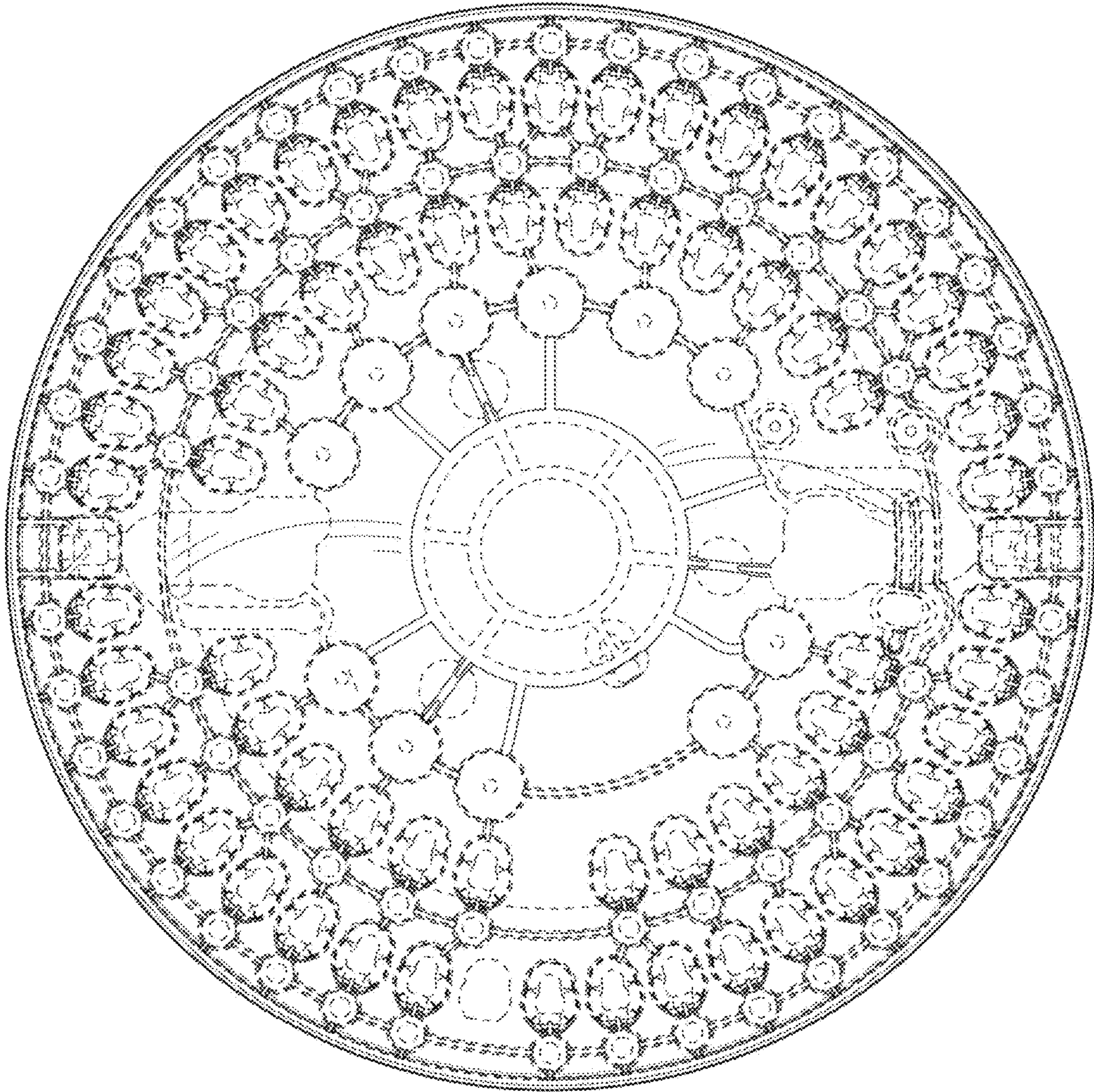


FIG. 3



FIG. 4




FIG. 5




FIG. 6




FIG. 7