

US00D960283S

(12) **United States Design Patent** (10) **Patent No.:** **US D960,283 S**
Liao (45) **Date of Patent:** **** Aug. 9, 2022**

(54) **MOSQUITO KILLER LAMP**

D928,274 S * 8/2021 Shang D22/123
D930,104 S * 9/2021 Draeger D22/122
D931,973 S * 9/2021 Lu D22/123

(71) Applicant: **Shenzhen Shengshi Jiayuan Technology Co., Ltd.**, Guangdong (CN)

OTHER PUBLICATIONS

(72) Inventor: **Pinggui Liao**, Guangdong (CN)

https://www.amazon.com/Outdoor-Powered-Electric-Mosquito-Backyard/dp/B095KFW1JZ/ref=sr_1_1?crd=VUXJ59ZN3HZG&keywords=2021+Bug+zapper+for+outdoor+and+indoor%2C+4200V+high+powered+electric+mosquito+killer%2C+fly+insect+trap%2C+mosquito+trap+with+20+w+mosquito+lamp+bulb+for+backyard%2C+patio+bedroom%2C+kitchen%2C+office%2Caps%2C46&sr=8-1 (Year: 2021).*

(**) Term: **15 Years**

(21) Appl. No.: **29/762,747**

(22) Filed: **Dec. 18, 2020**

* cited by examiner

(30) **Foreign Application Priority Data**

Nov. 23, 2020 (CN) 202030711304.5

Primary Examiner — Catherine R Oliver-Garcia

(51) **LOC (13) Cl.** **22-06**

(57) **CLAIM**

(52) **U.S. Cl.**

The ornamental design for a mosquito killer lamp, as shown and described.

USPC **D22/123**

(58) **Field of Classification Search**

DESCRIPTION

USPC D22/122–123; D26/37, 41, 366–369
CPC A01M 1/02; A01M 1/04; A01M 1/10;
A01M 1/14; A01M 1/023; A01M 1/223;
A01M 1/106; A01M 1/145; A01M
1/2016; A01M 29/12; A01M 29/34;
A01M 2200/01; A01M 2200/012

FIG. 1 is a front and top perspective view of a mosquito killer lamp, showing my new design;
FIG. 2 is a rear and bottom perspective view thereof;
FIG. 3 is a front elevational view thereof;
FIG. 4 is a rear elevational view thereof;
FIG. 5 is a left side elevational view thereof;
FIG. 6 is a right side elevational view thereof;
FIG. 7 is a top plan view thereof; and,
FIG. 8 is a bottom plan view thereof.

See application file for complete search history.

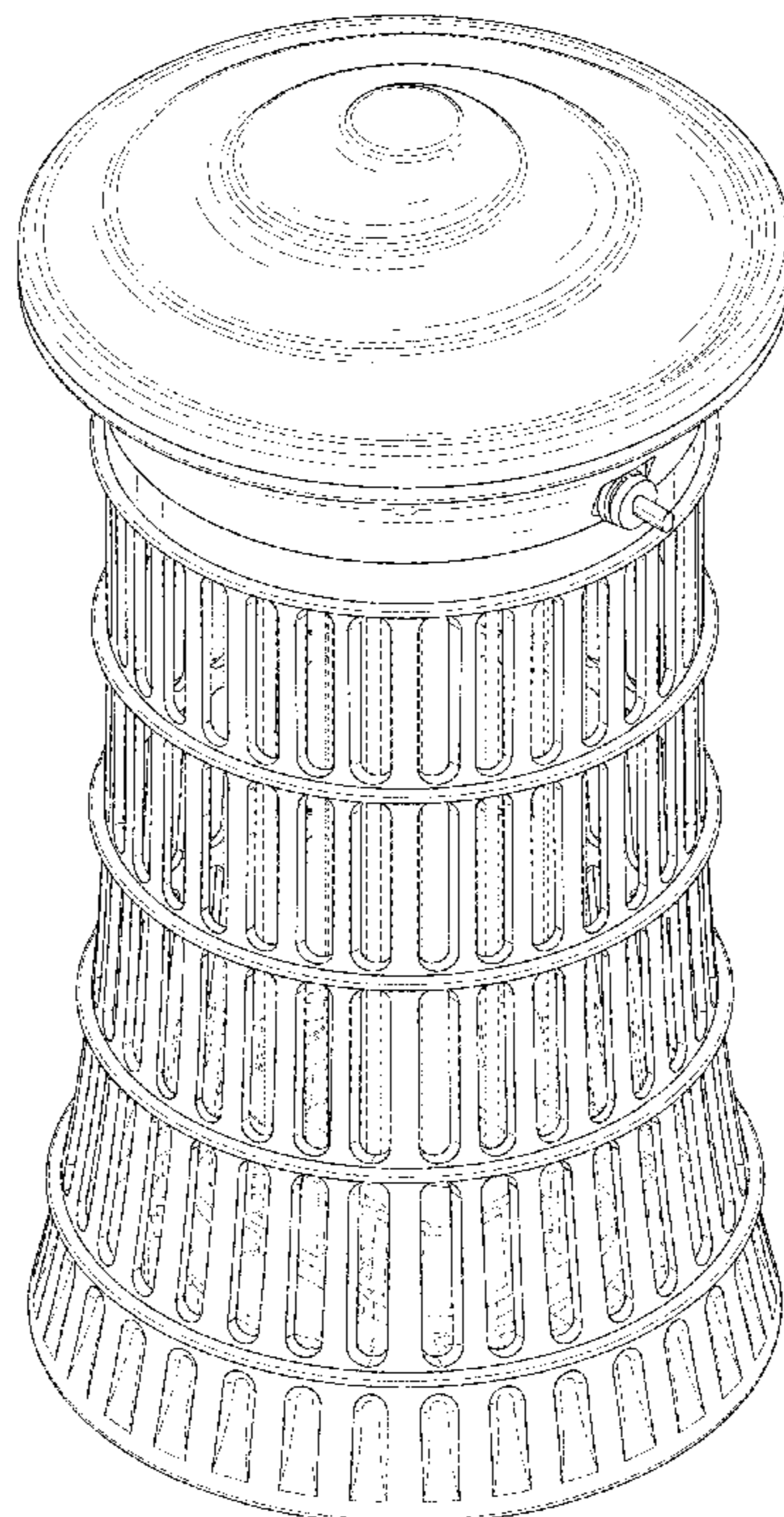
The broken lines in the figures illustrate portions of the mosquito killer lamp that form no part of the claimed design.

(56) **References Cited**

U.S. PATENT DOCUMENTS

D541,921 S * 5/2007 Muderlak D23/366
D569,475 S * 5/2008 Szymanski D26/41
D879,239 S * 3/2020 Lin D22/122
D917,655 S * 4/2021 Luo D22/123
D918,332 S * 5/2021 Luo D22/123

1 Claim, 8 Drawing Sheets



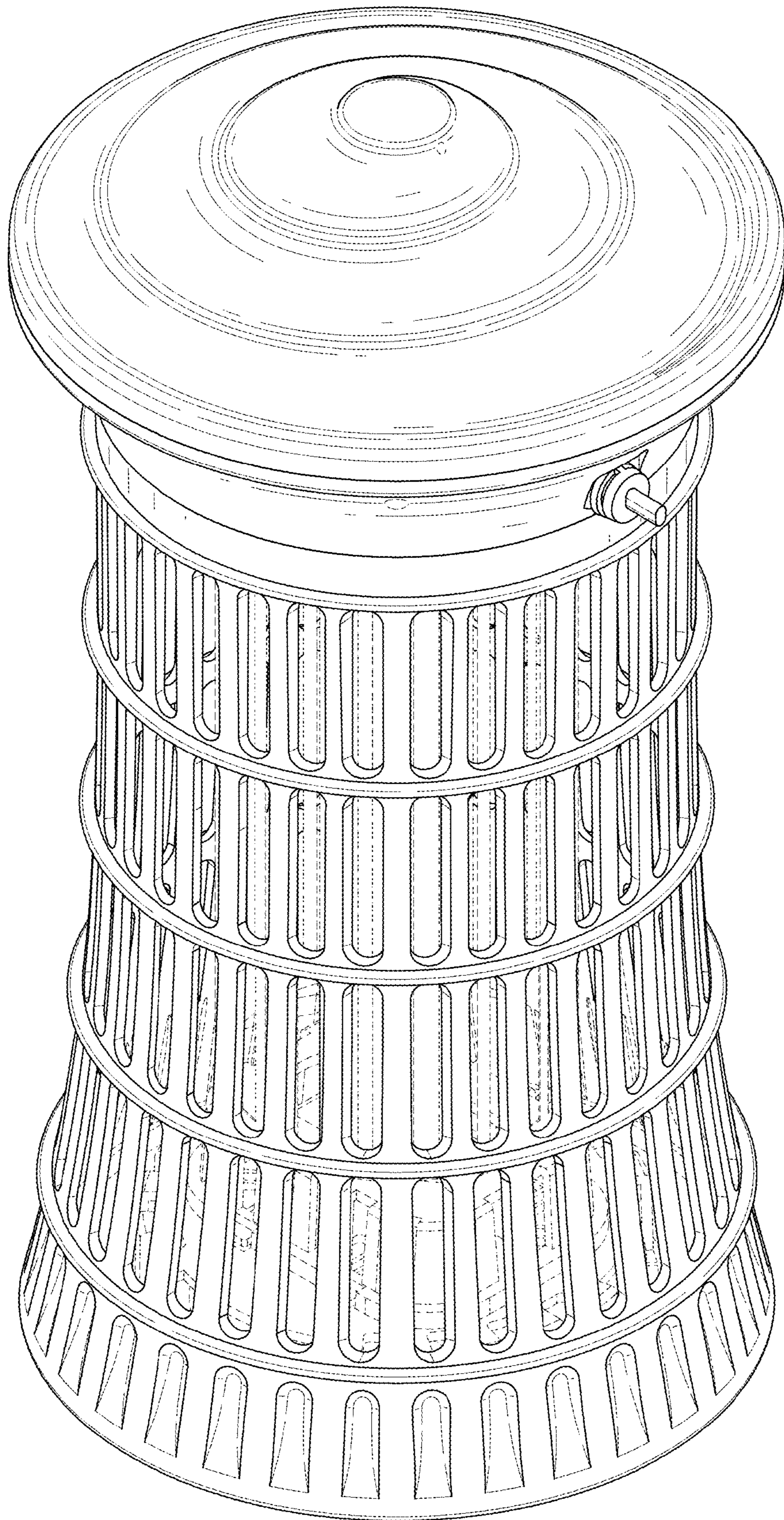


FIG. 1

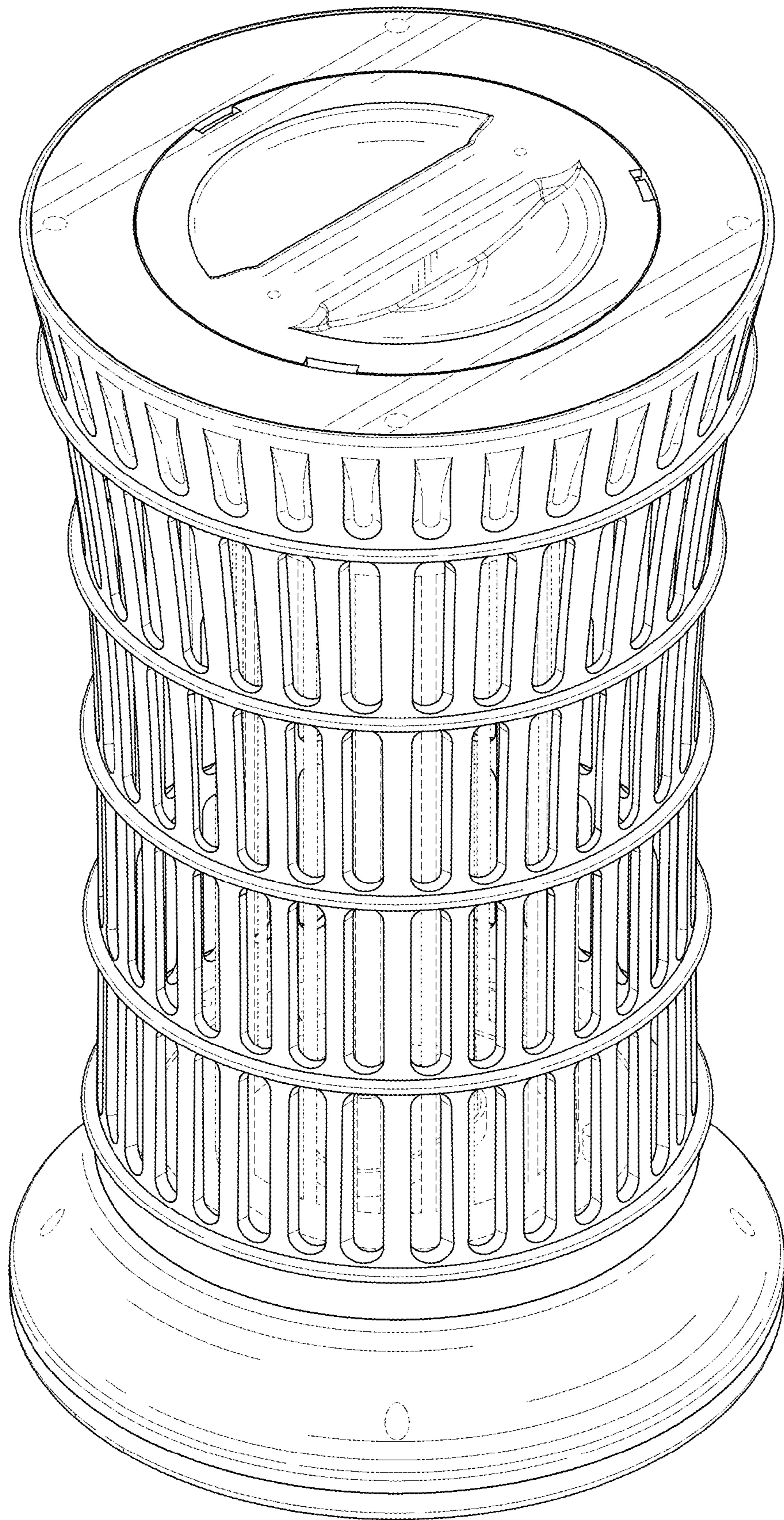


FIG. 2

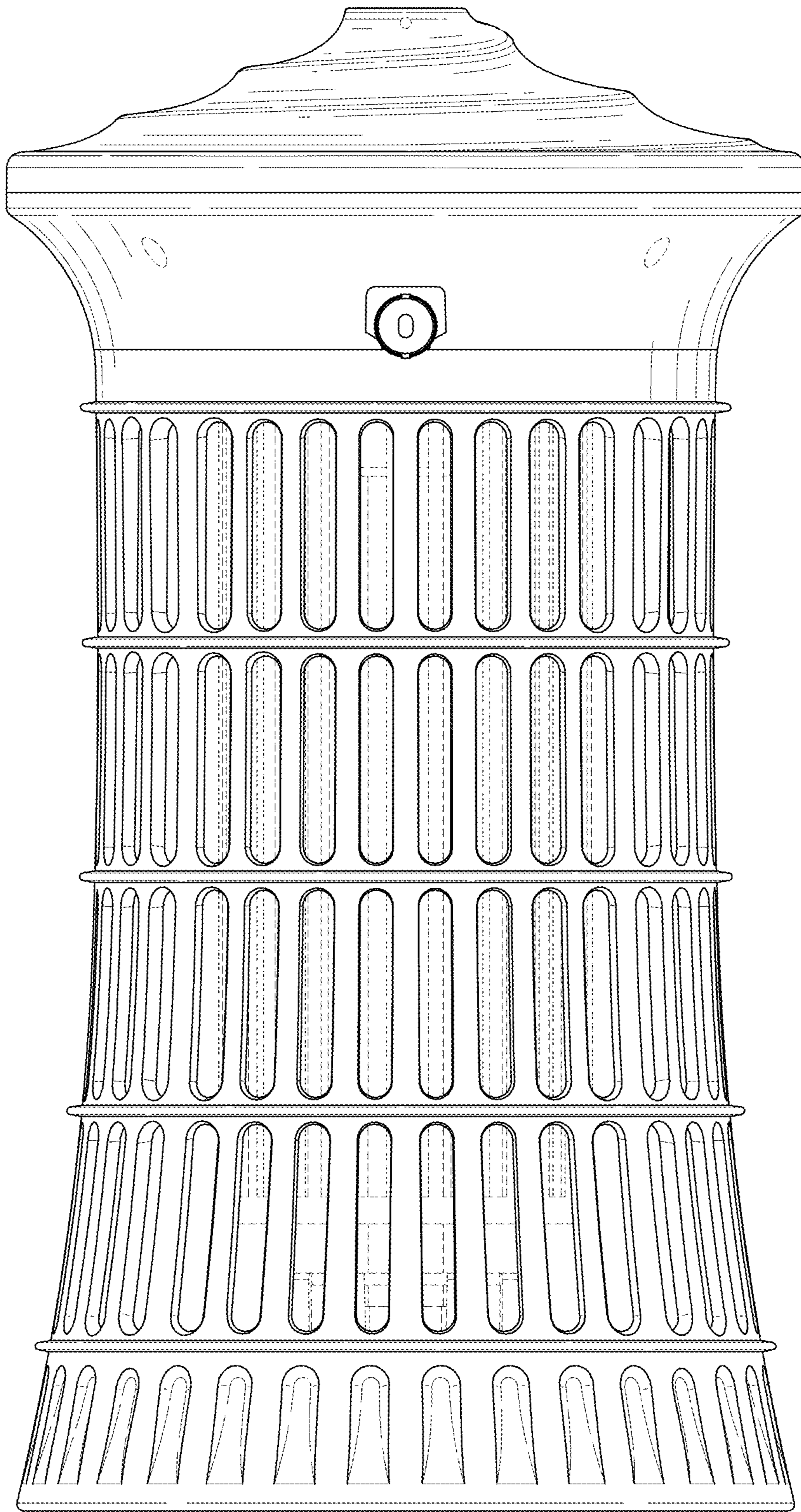


FIG. 3




FIG. 4




FIG. 5




FIG. 6

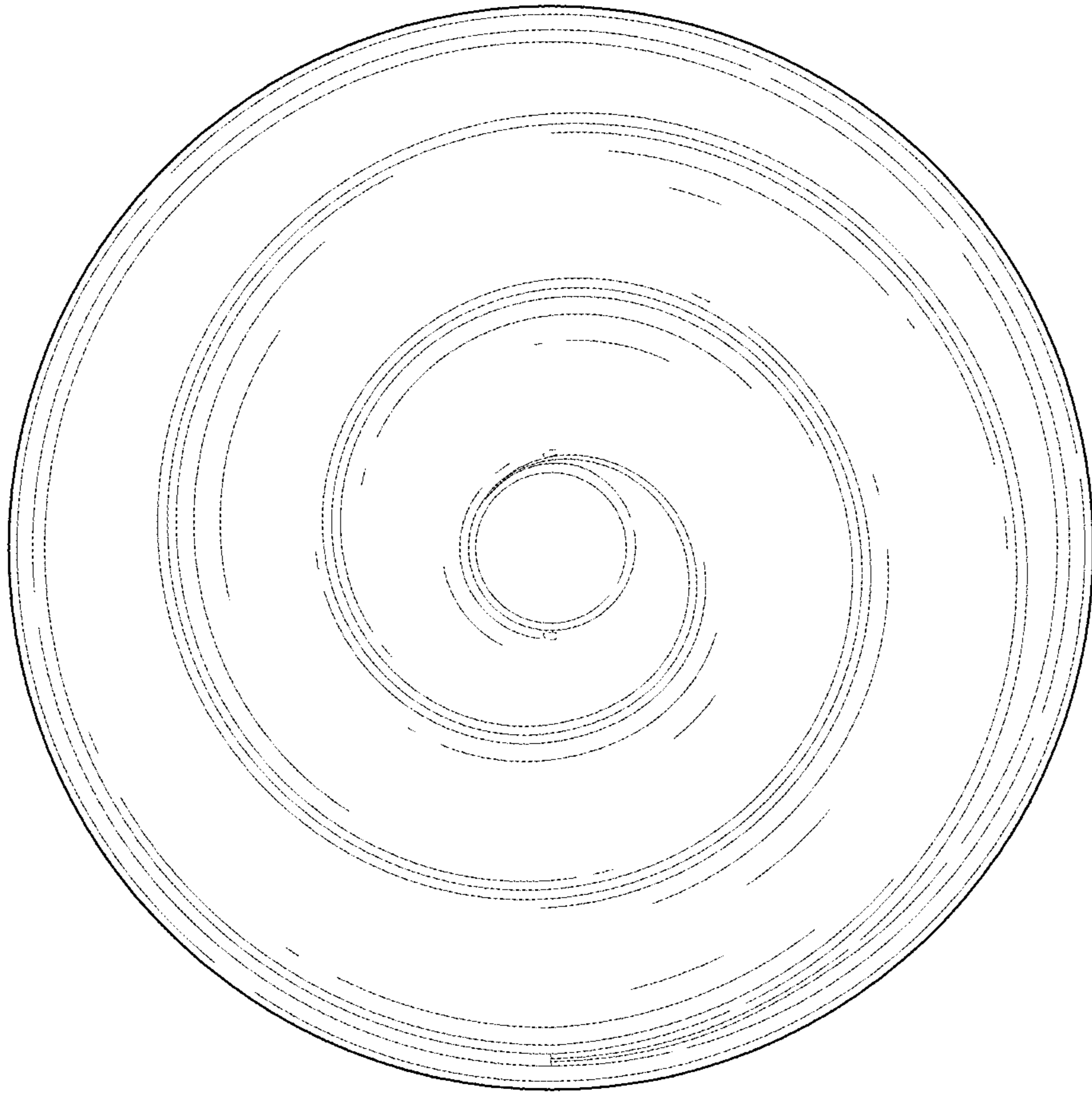


FIG. 7

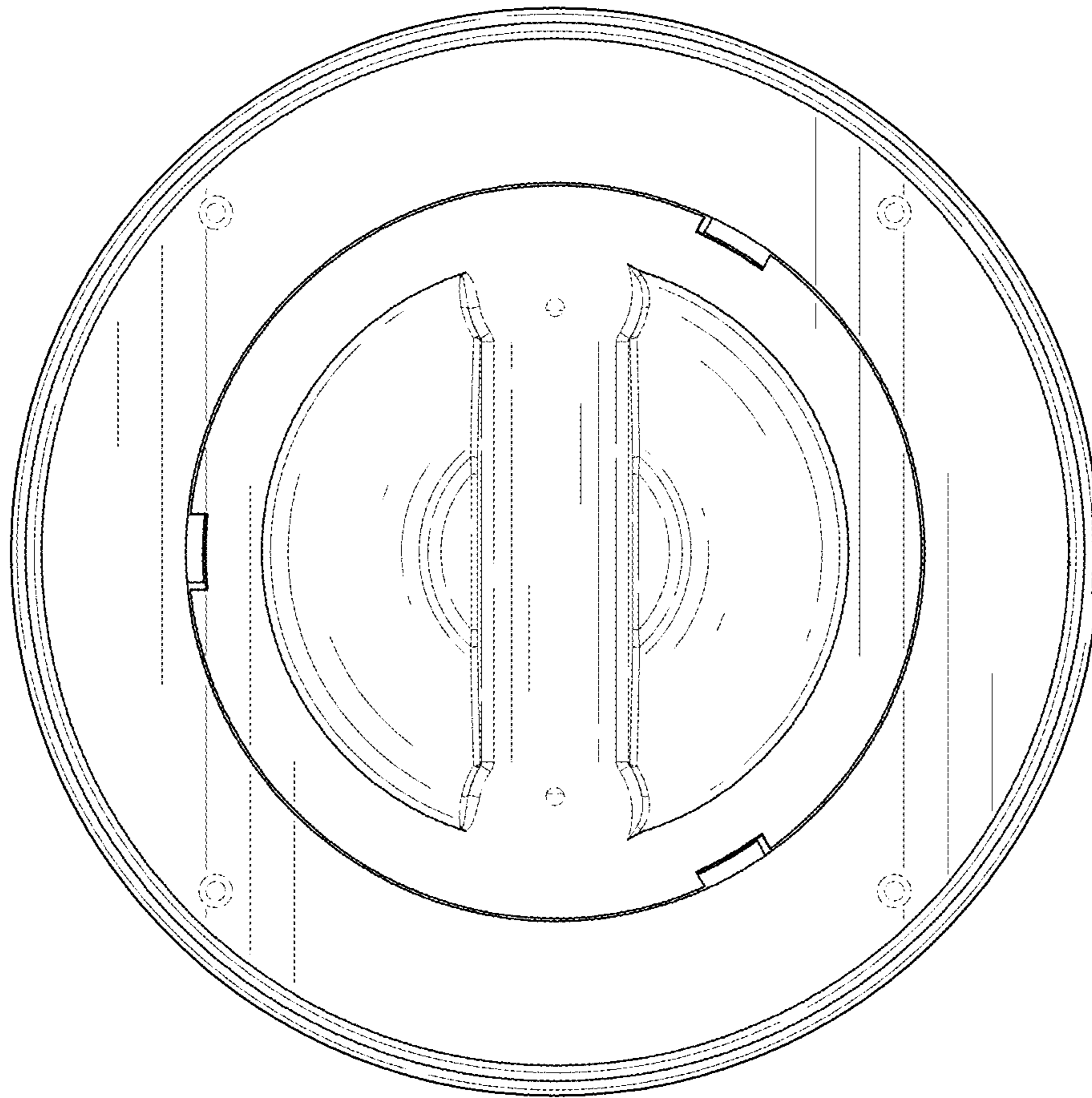


FIG. 8