



US00D960275S

(12) **United States Design Patent** (10) **Patent No.:** **US D960,275 S**
Liu (45) **Date of Patent:** **** Aug. 9, 2022**

(54) **GOLF FLAGSTICK**
(71) Applicant: **Dongguan Tengtour Outdoor Product Co., Ltd, Dongguan (CN)**
(72) Inventor: **Jingfeng Liu, Dongguan (CN)**
(73) Assignee: **Dongguan Tengtour Outdoor Product Co., Ltd, Dongguan (CN)**

D536,637 S * 2/2007 Plitman D11/182
D540,713 S * 4/2007 Stegmann D11/181
D566,002 S * 4/2008 Fullalove D11/165
D585,328 S * 1/2009 Flanagan D11/166
D585,329 S * 1/2009 Flanagan D11/166
D586,420 S * 2/2009 Tyndale-Biscoe D21/796
D600,754 S * 9/2009 Flanagan D20/41
D603,750 S * 11/2009 Flanagan D11/166
8,777,768 B2 * 7/2014 Schoppe A63B 57/40
473/176

(**) Term: **15 Years**

(Continued)

(21) Appl. No.: **29/753,116**

FOREIGN PATENT DOCUMENTS

(22) Filed: **Sep. 30, 2020**

CA 124352 * 6/2009

(51) **LOC (13) Cl.** **21-02**

OTHER PUBLICATIONS

(52) **U.S. Cl.**
USPC **D21/789**

Kingtop Golf Flagstick; Amazon.com; Aug. 2017.*
Golf flagstick search; google.com; Mar. 22, 2022.*

(58) **Field of Classification Search**
USPC D21/698, 789; D11/165-183
CPC A63B 57/40; A63B 57/357; A63B 71/028;
G09F 17/00

Primary Examiner — Mitchell I. Siegel
(74) *Attorney, Agent, or Firm* — Bayramoglu Law Offices LLC

See application file for complete search history.

(56) **References Cited**

(57) **CLAIM**

U.S. PATENT DOCUMENTS


The ornamental design for a golf flagstick, as shown and described.

1,291,067 A * 1/1919 Michael A63B 57/40
473/176
1,470,603 A * 10/1923 DuBois A63B 57/40
473/177
1,723,859 A * 8/1929 Hummel A63B 57/40
119/786
4,114,879 A * 9/1978 Oiler A63B 57/357
473/177
4,905,624 A * 3/1990 Krolzick G09F 17/00
116/222
D464,589 S * 10/2002 Ursprung D11/165
6,939,239 B1 * 9/2005 Ash A63B 57/40
473/176
7,004,104 B1 * 2/2006 Kundus G09F 17/00
116/173
7,033,280 B2 * 4/2006 Hottie A63B 57/40
473/176

DESCRIPTION

FIG. 1 is a front perspective view of a golf flagstick showing my new design;
FIG. 2 is a front view thereof;
FIG. 3 is a rear view thereof;
FIG. 4 is a left side view thereof;
FIG. 5 is a right side view thereof;
FIG. 6 is a top view thereof; and,
FIG. 7 is a rear perspective view thereof.
The undisclosed bottom view is hidden during normal use and forms no part of the claimed design.

1 Claim, 7 Drawing Sheets



(56)

References Cited

U.S. PATENT DOCUMENTS

2004/0185953 A1* 9/2004 Carilli A63B 57/40
473/174
2005/0272515 A1* 12/2005 Hurley A63B 57/40
473/173

* cited by examiner




Fig. 1

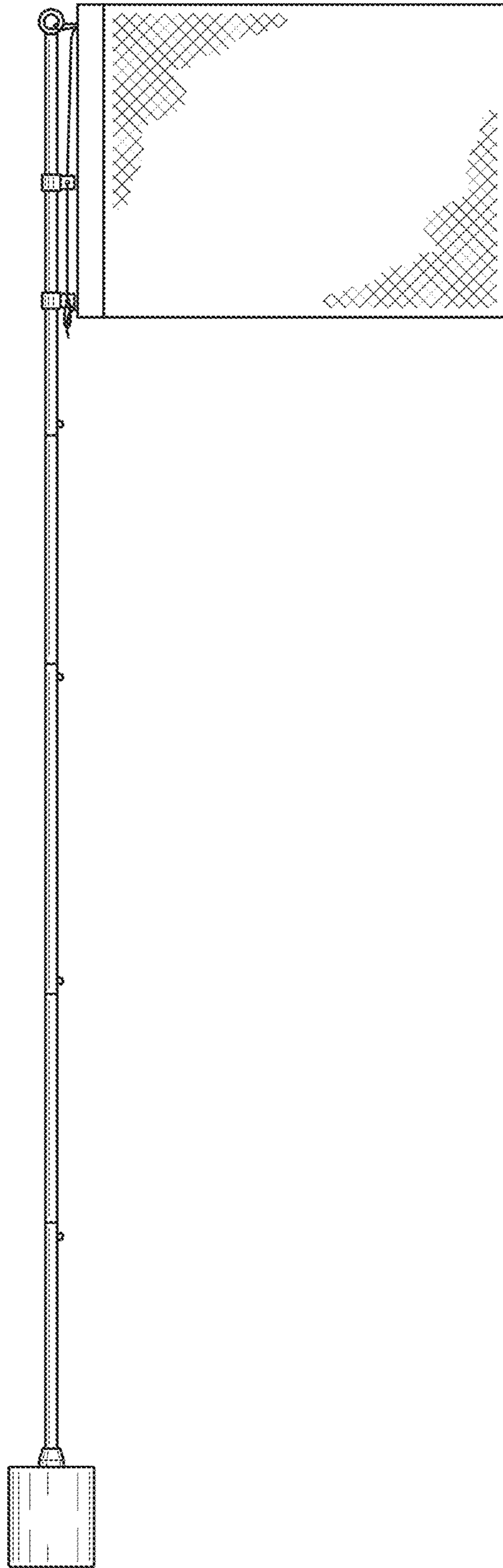


Fig. 2

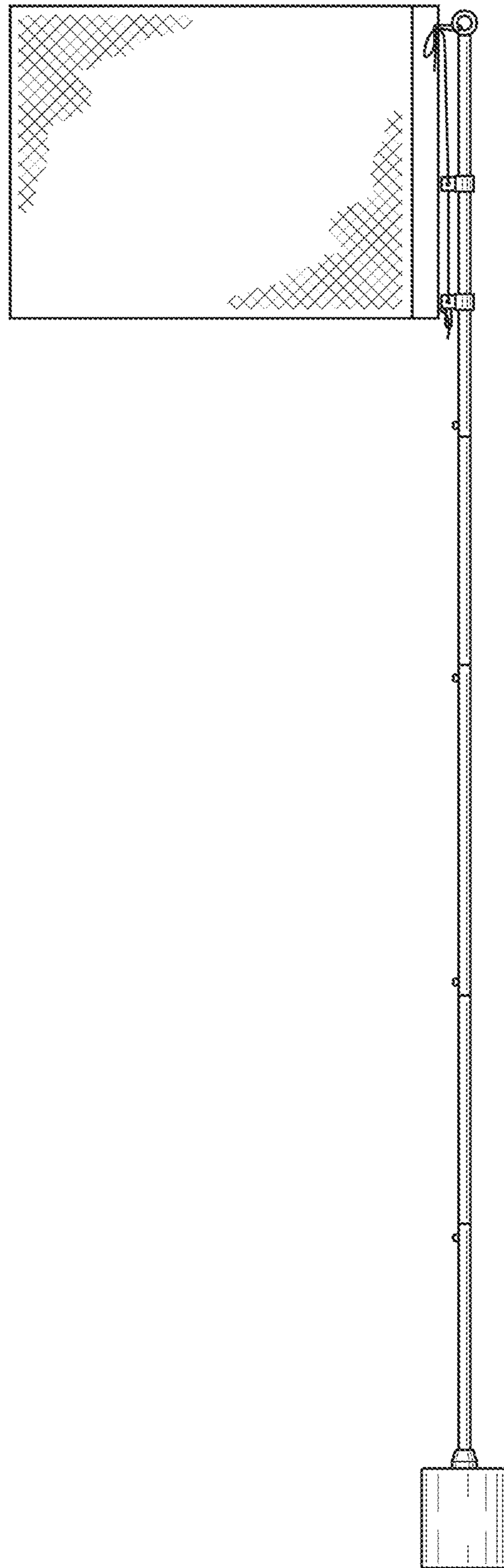


Fig. 3

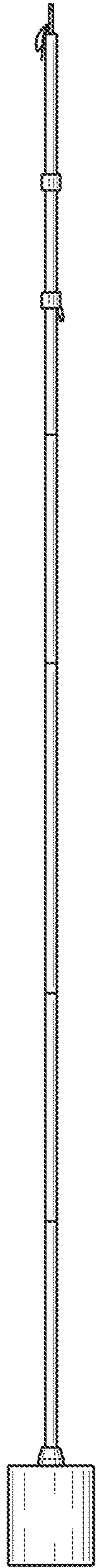


Fig. 4

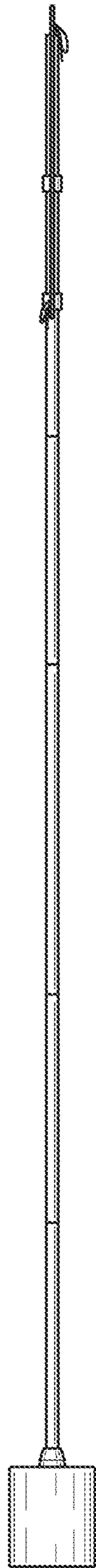


Fig. 5




Fig. 6

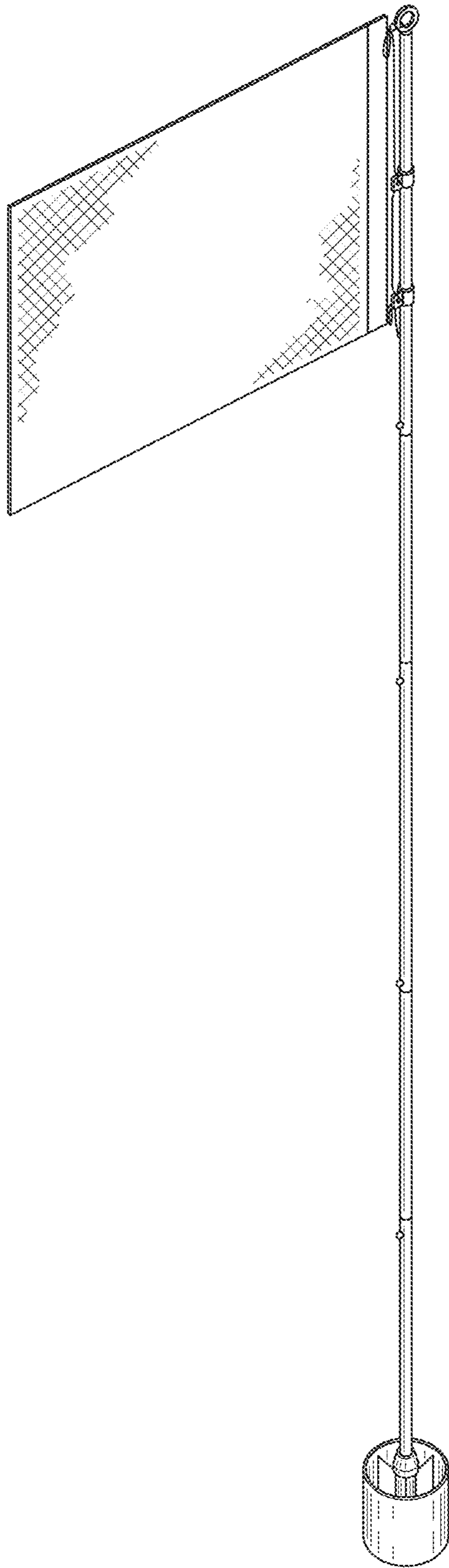


Fig. 7