



US00D960266S

(12) **United States Design Patent** (10) **Patent No.:** **US D960,266 S**
Monica et al. (45) **Date of Patent:** **** Aug. 9, 2022**

(54) **FOOTBALL**
(71) Applicant: **XFL Properties LLC**, Beverly Hills, CA (US)
(72) Inventors: **Robert Monica**, Stamford, CT (US); **Sam Schwartzstein**, Stamford, CT (US)
(73) Assignee: **XFL Properties LLC**, Beverly Hills, CA (US)
(**) Term: **15 Years**
(21) Appl. No.: **29/694,167**
(22) Filed: **Jun. 7, 2019**
(51) **LOC (13) Cl.** **21-02**
(52) **U.S. Cl.**
USPC **D21/712**
(58) **Field of Classification Search**
USPC D21/300, 357, 698, 701, 702, 703, 704, D21/705, 707, 708, 709, 710, 711, 712, D21/713, 714, 715, 716, 727, 780, 788; D3/271.9; D7/901; D9/668; D11/157; 473/569-615
CPC A63B 39/00-08; A63B 2039/003; A63B 2039/006; A63B 2039/022; A63B 41/00-12; A63B 2041/005
See application file for complete search history.

D498,802 S * 11/2004 Chang D21/712
D518,536 S * 4/2006 Chang D21/712
D522,710 S * 6/2006 Beacham D99/37
D549,239 S * 8/2007 Chen D14/496
D550,393 S * 9/2007 VanderSchuit D26/125
D551,308 S * 9/2007 Chang D21/712
D551,721 S * 9/2007 Cooper D21/406
D562,419 S * 2/2008 Crane D21/712
D570,431 S * 6/2008 Krysiak D21/712
D587,968 S * 3/2009 Campbell D7/510
D609,111 S * 2/2010 Bentley D9/668
D625,373 S * 10/2010 Waggoner D21/712
D718,146 S * 11/2014 Tussy D9/668
D790,282 S * 6/2017 Price D7/564
D821,886 S * 7/2018 Paulin D9/668

(Continued)

Primary Examiner — Mehri F Bajoul
(74) *Attorney, Agent, or Firm* — Quarles & Brady LLP

(57) **CLAIM**

The ornamental design for a football, as shown and described.

DESCRIPTION

FIG. 1 is a top plan view showing our new design for a football;
FIG. 2 is a bottom plan view of the football of FIG. 1;
FIG. 3 is a right-side elevational view of the football of FIG. 1;
FIG. 4 is a left-side elevational view of the football of FIG. 1;
FIG. 5 is a front elevational view of the football of FIG. 1;
FIG. 6 is a rear elevation view of the football of FIG. 1; and,
FIG. 7 is perspective view of a top, right-side, and left-side of the football of FIG. 1.

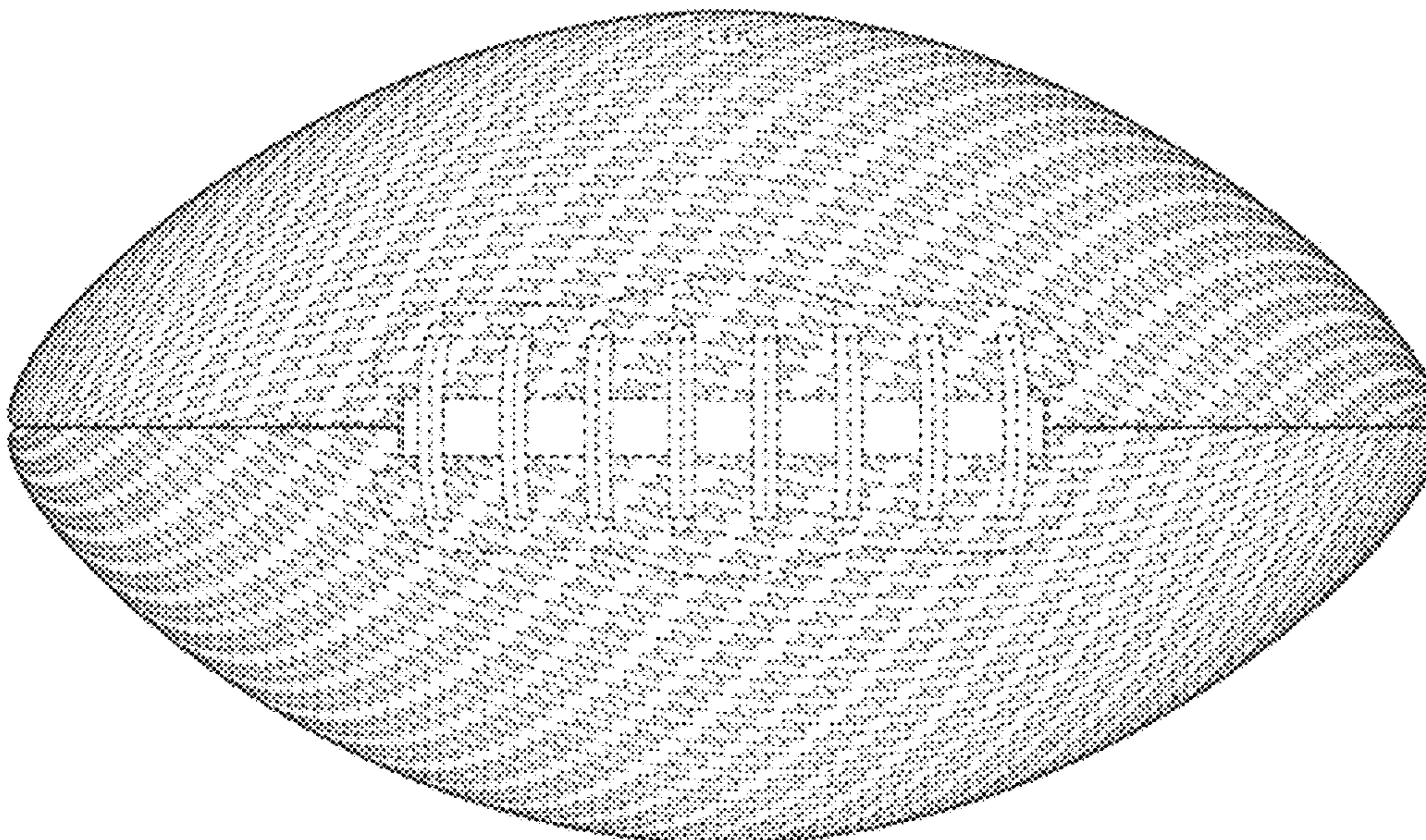
The broken line surrounding the lace portions represent stitching. All broken lines, including the stitching, depict portions of the football that form no part of the claimed design.

1 Claim, 7 Drawing Sheets

(56) **References Cited**

U.S. PATENT DOCUMENTS

2,182,053 A * 12/1939 Reach A63B 41/08 473/597
D323,602 S * 2/1992 Katz D7/316
D377,998 S * 2/1997 Dunn D28/67
D411,715 S * 6/1999 Hansen D7/606
D452,120 S * 12/2001 Brangle D7/606
D484,082 S * 12/2003 Burden D12/204
D497,655 S * 10/2004 Frisina D21/712



(56)

References Cited

U.S. PATENT DOCUMENTS

D839,367 S *	1/2019	Warren	D21/712
D853,196 S *	7/2019	Cramton	D7/515
D879,893 S *	3/2020	Tryner	D21/712
D881,304 S *	4/2020	Tryner	D21/712
2003/0045382 A1 *	3/2003	Murphy	A63B 41/085 473/596

* cited by examiner

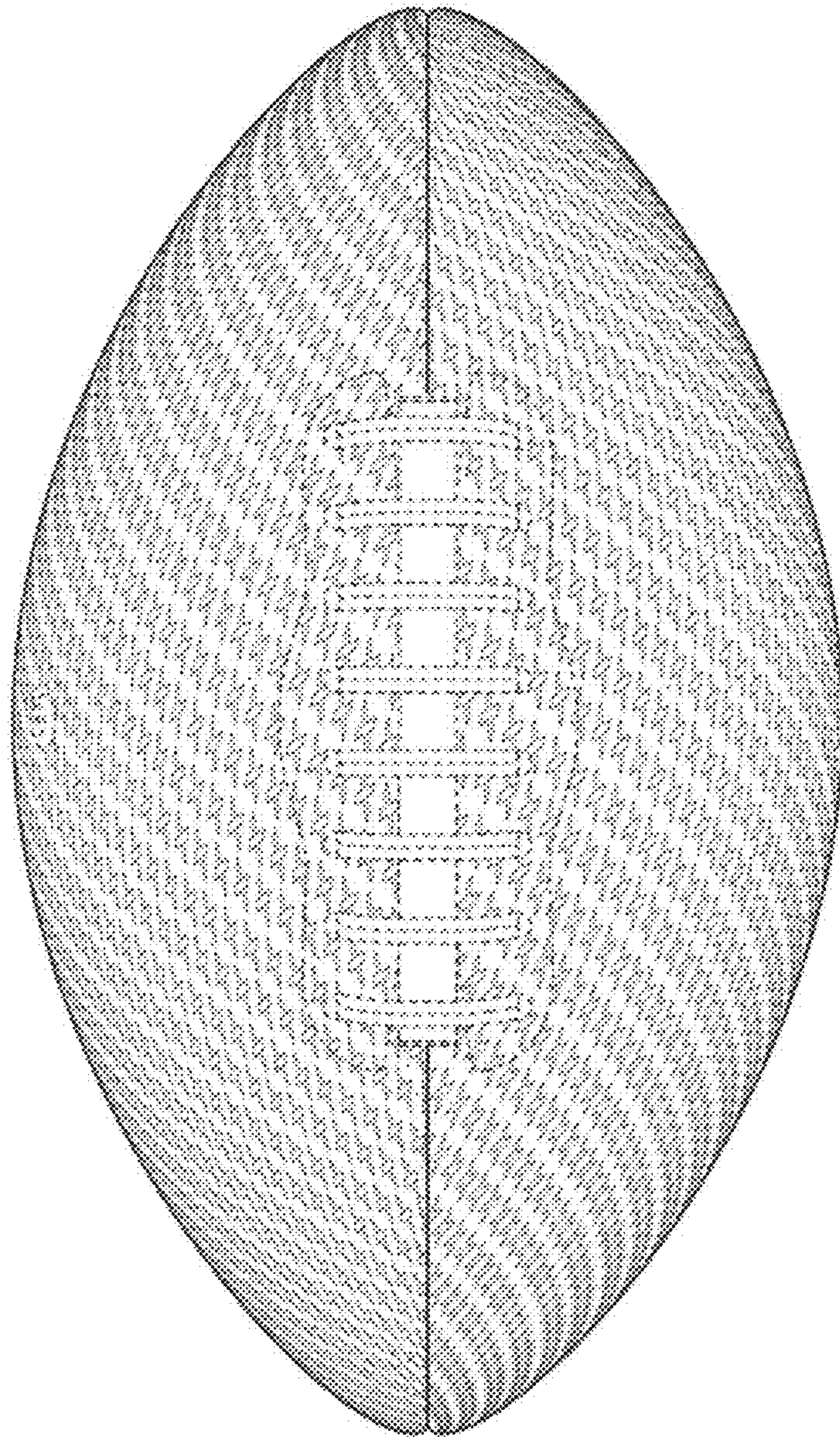


FIG. 1




FIG. 2

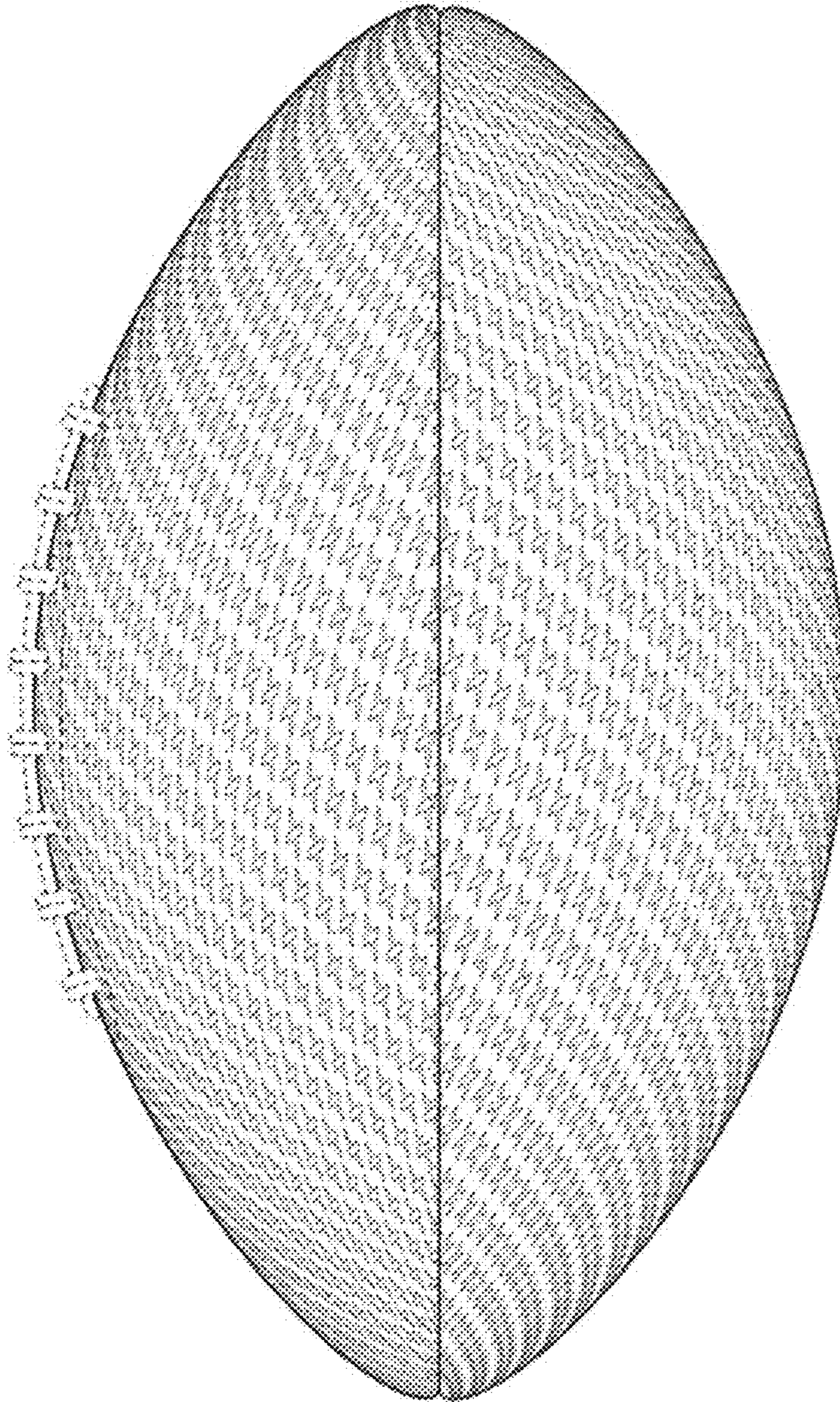


FIG. 3

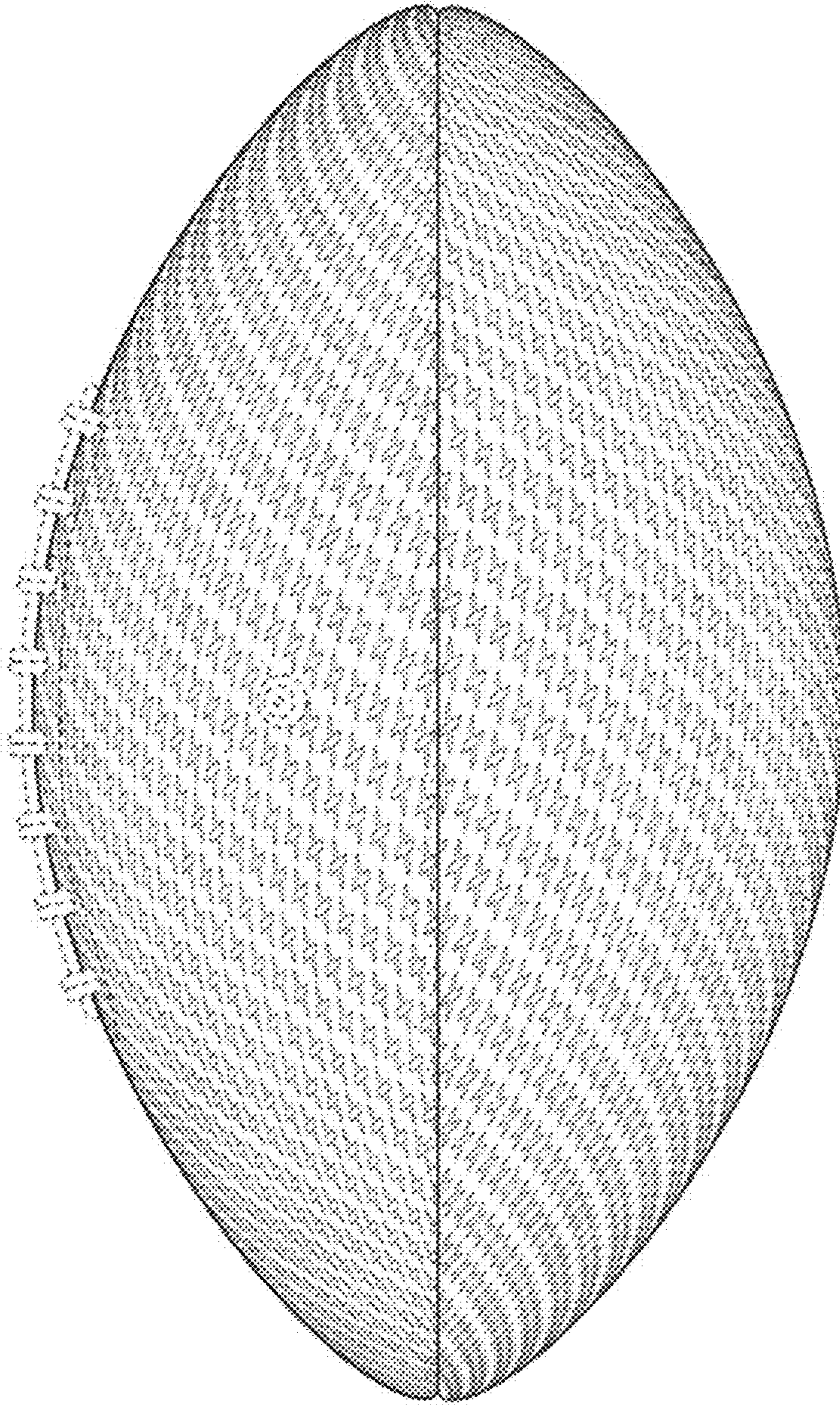


FIG. 4

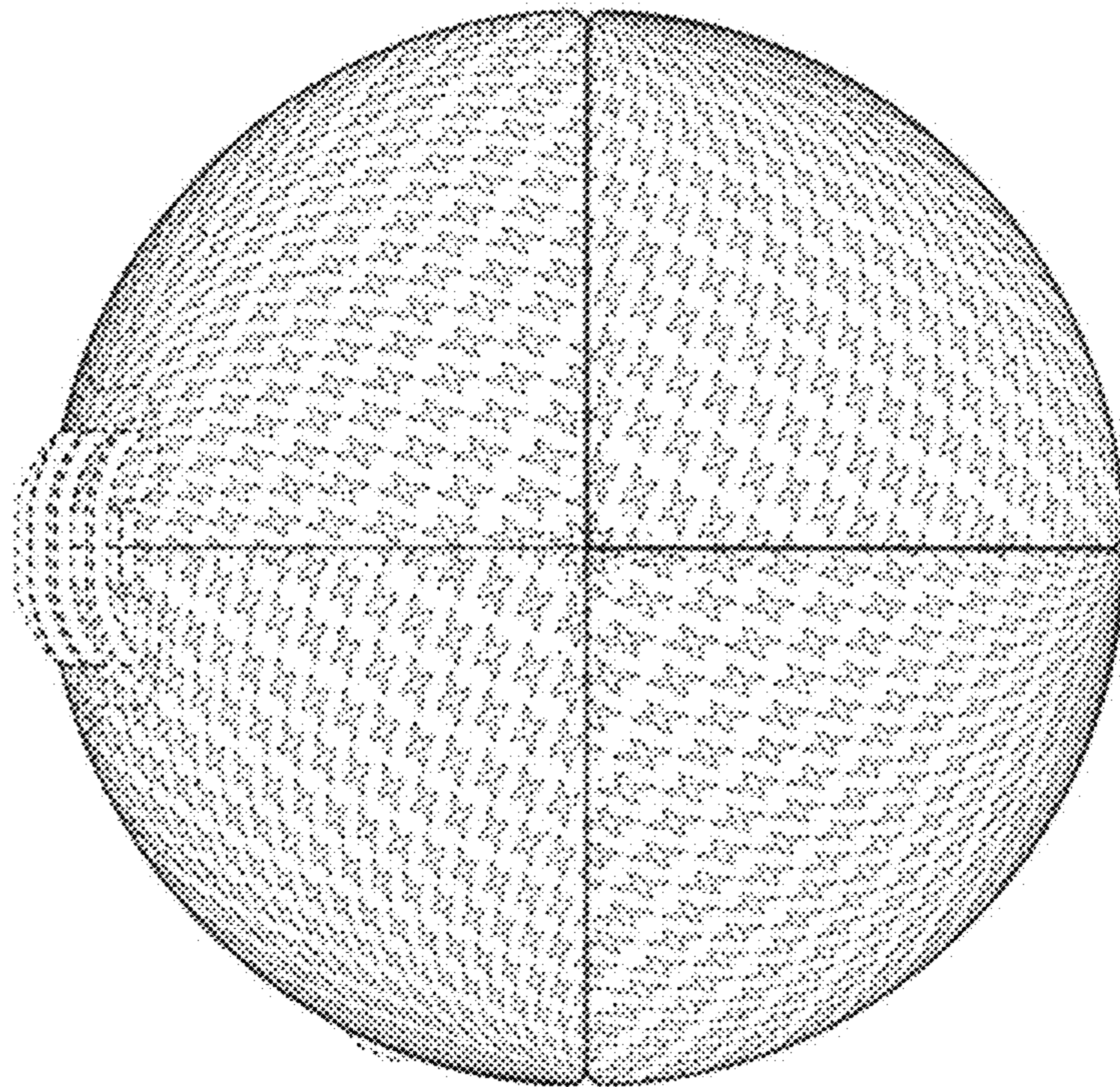


FIG. 5

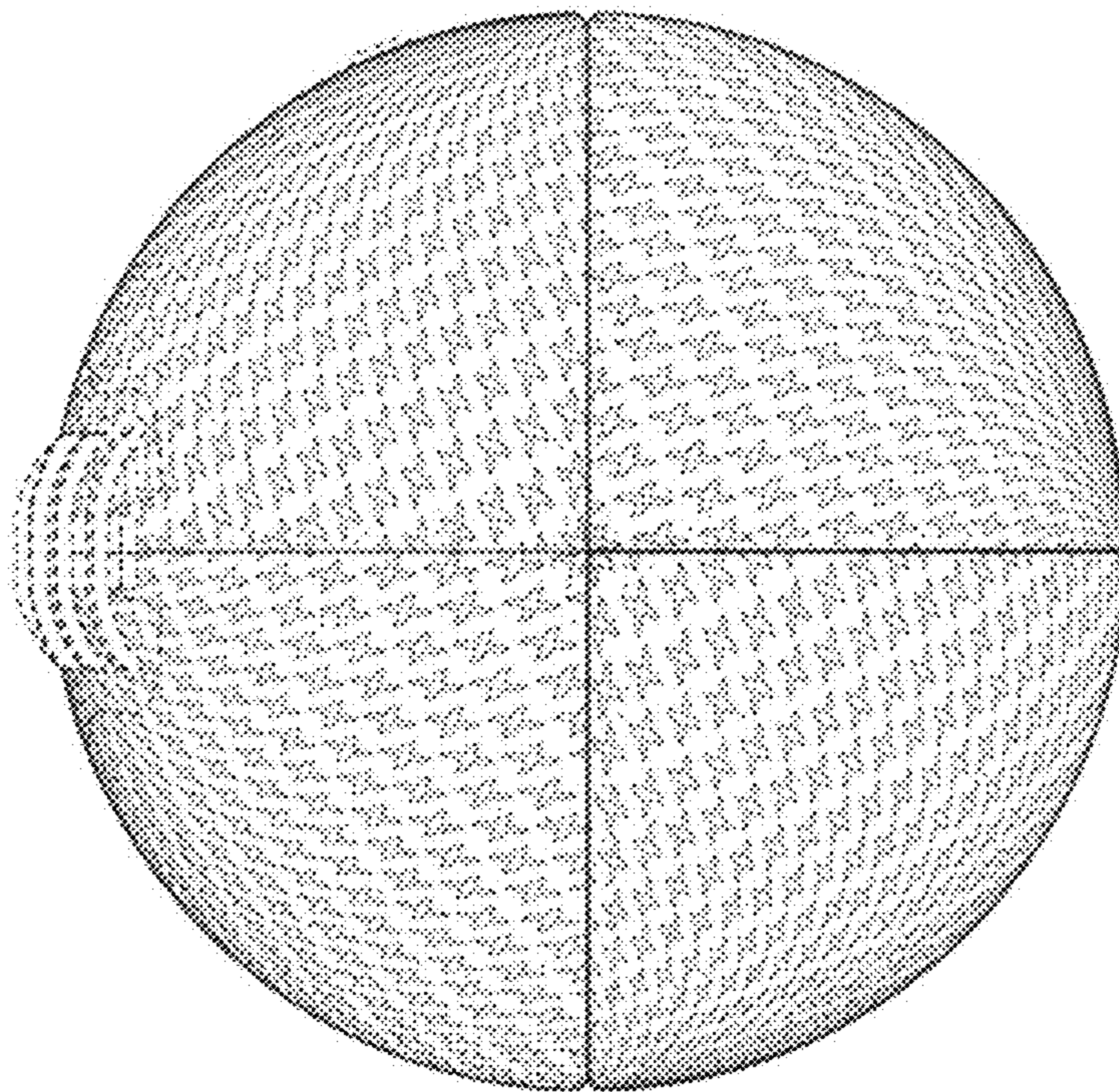


FIG. 6

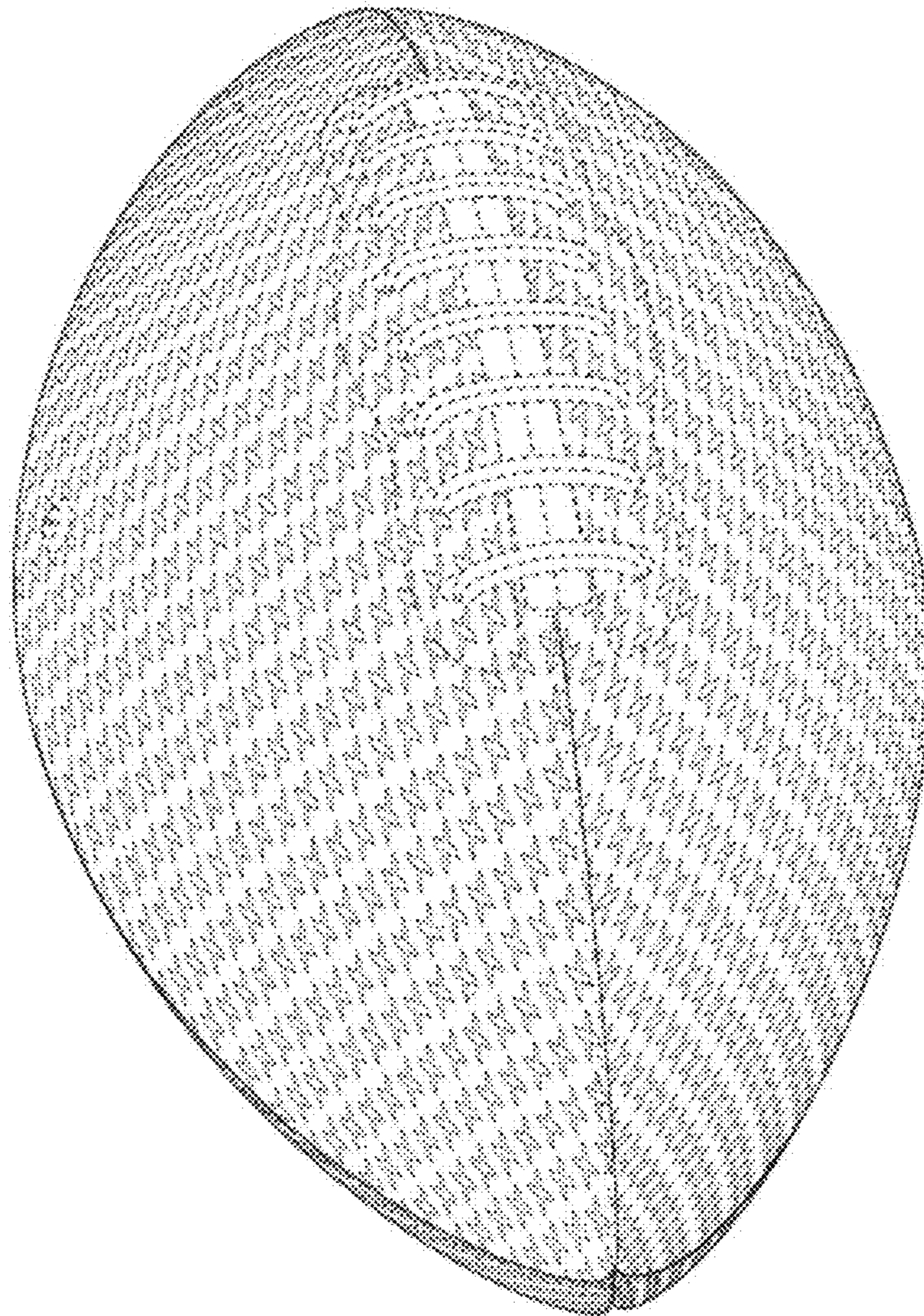


FIG. 7