

US00D960246S

(12) **United States Design Patent**
Rees et al.

(10) **Patent No.: US D960,246 S**

(45) **Date of Patent: ** Aug. 9, 2022**

(54) **GAME BOARD AND GAME BOARD COVER SET**

(71) Applicant: **SMART N.V.**, Kontich (BE)

(72) Inventors: **Leighton Rees**, Cirencester (GB); **Raf Peeters**, Lier (BE)

(73) Assignee: **SMART N.V.**, Kontich (BE)

(**) Term: **15 Years**

(21) Appl. No.: **29/719,032**

(22) Filed: **Dec. 31, 2019**

(51) **LOC (13) Cl.** **21-01**

(52) **U.S. Cl.**

USPC **D21/335**; D21/334

(58) **Field of Classification Search**

USPC D21/300, 329, 334, 335, 336, 337, 338,
D21/341, 348, 349, 350, 360, 369, 370;
D16/106; 273/281, 287

CPC A63F 3/00261; A63F 2003/0082; A63F
2003/00264; A63F 3/00574; A63F
3/0023; A63F 3/0052; A63F 9/06; A63F
9/0073; A63F 3/00634; A63F 9/1044;
A63F 9/1204

See application file for complete search history.

(56) **References Cited**

U.S. PATENT DOCUMENTS

- 4,474,371 A * 10/1984 Silbermintz A63F 9/1204
273/153 S
- D285,318 S * 8/1986 Propsom D21/341
- D296,797 S * 7/1988 Andrews D21/335
- D299,933 S * 2/1989 Shalaon D21/336
- D367,079 S * 2/1996 Garrow D21/300
- D434,456 S * 11/2000 Bracken D21/336
- 6,186,504 B1 * 2/2001 Maxim A63F 9/0613
273/153 S
- D438,574 S * 3/2001 Olsen D21/396
- 6,345,822 B1 * 2/2002 Reynolds A63F 3/00261
273/287
- D526,027 S * 8/2006 Smith D21/336

- D585,096 S * 1/2009 Lin D21/485
- D585,500 S * 1/2009 Kramer D21/342
- D600,748 S * 9/2009 Tabuchi D19/106
- D607,516 S * 1/2010 DeOreo D21/346
- D624,602 S * 9/2010 Silverman D21/337

(Continued)

OTHER PUBLICATIONS

“Zig Zag Puzzler” posted Jun. 17, 2020 [Online], [retrieved Mar. 11, 2022]. Retrieved from Internet: <https://amzn.to/3wiK8PY>.*

Primary Examiner — Mehri F Bajoul

(74) *Attorney, Agent, or Firm* — Hodgson Russ LLP

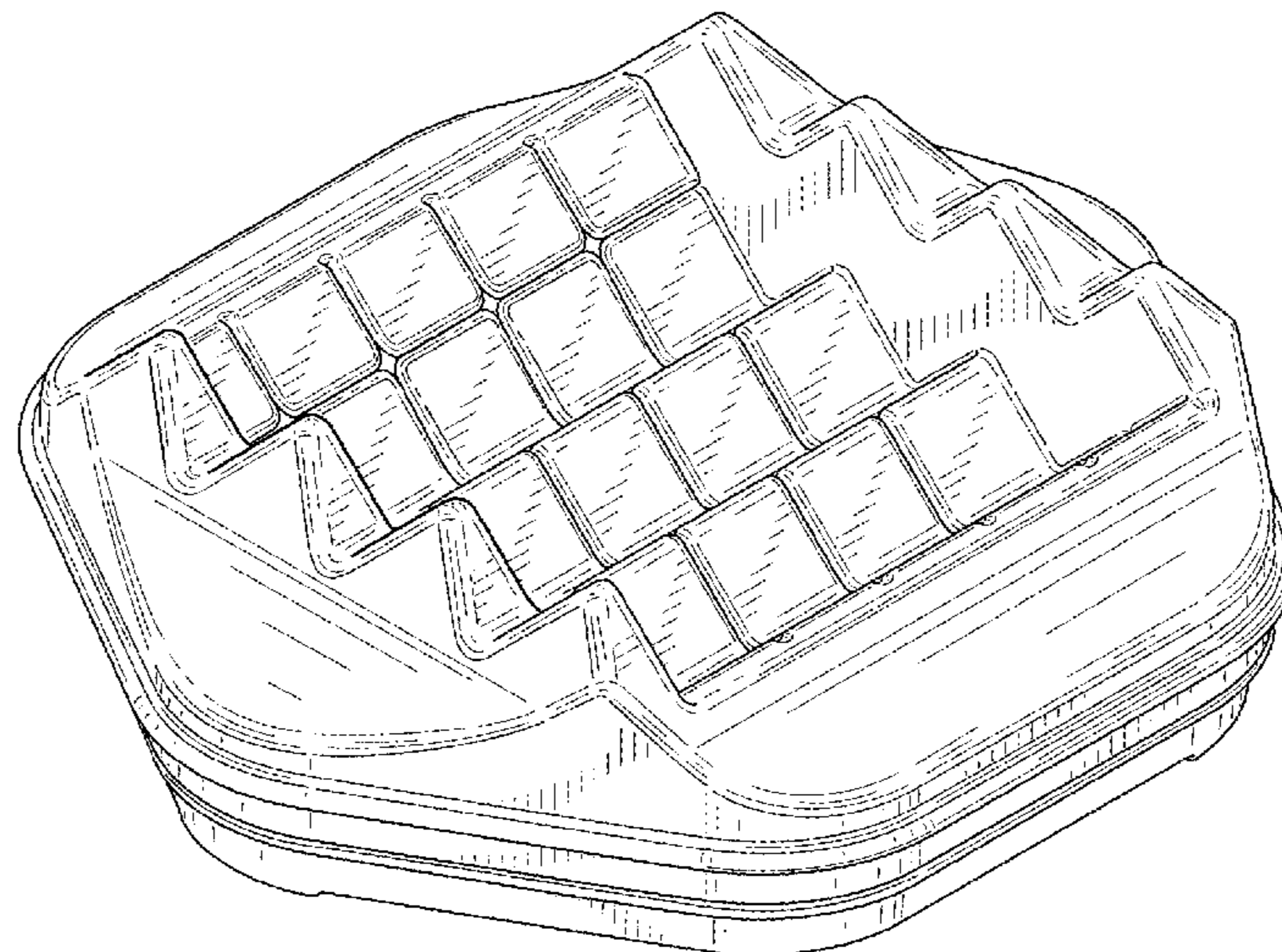
(57) **CLAIM**

The ornamental design for a game board and game board cover set, as shown and described.

DESCRIPTION

FIG. 1 is a top perspective view of a game board and game board cover set with the game board apart from the game board cover for ease of illustration;
 FIG. 2 is a bottom perspective view thereof;
 FIG. 3 is a top plan view thereof;
 FIG. 4 is a bottom plan view thereof;
 FIG. 5 is a right side elevation view thereof;
 FIG. 6 is a left side elevation view thereof;
 FIG. 7 is a front elevation view thereof;
 FIG. 8 is a rear elevation view thereof;
 FIG. 9 is a top perspective view of the game board and game board cover set with the game board cover apart from the game board for ease of illustration;
 FIG. 10 is a top plan view thereof;
 FIG. 11 is a bottom plan view thereof;
 FIG. 12 is a front elevation view thereof;
 FIG. 13 is a rear elevation view thereof;
 FIG. 14 is a right side elevation view thereof; and,
 FIG. 15 is a left side elevation view thereof.

1 Claim, 11 Drawing Sheets



(56)

References Cited

U.S. PATENT DOCUMENTS

D664,766	S *	8/2012	Prats	D3/294
D703,272	S *	4/2014	Tomlinson	D21/328
D794,127	S *	8/2017	Elmaagacli	D21/300
D794,128	S *	8/2017	Elmaagacli	D21/300
D813,953	S *	3/2018	Stead	D21/336
D861,070	S *	9/2019	O'Brien	D19/106
D864,304	S *	10/2019	Macadam	D21/337
10,463,951	B1 *	11/2019	Su	A63F 9/06
D886,904	S *	6/2020	Hsu	D21/349
D897,449	S *	9/2020	Xu	D21/392
D911,448	S *	2/2021	Peeters	D21/478
D911,449	S *	2/2021	Peeters	D21/342
D912,156	S *	3/2021	Peeters	D21/342
D934,954	S *	11/2021	Daniels	D21/334
D936,746	S *	11/2021	Peeters	D21/360
D937,352	S *	11/2021	Peeters	D21/334
D937,353	S *	11/2021	Peeters	D21/360
D938,858	S *	12/2021	Mussini	D25/138
D938,859	S *	12/2021	Mussini	D25/138
D939,382	S *	12/2021	Mussini	D25/138
D939,383	S *	12/2021	Mussini	D25/138
D941,925	S *	1/2022	Peeters	D21/336
D944,325	S *	2/2022	Ye	D19/60
2005/0227573	A1 *	10/2005	Lin	A63F 9/1044 446/85
2013/0099446	A1 *	4/2013	Benedict, III	A63F 3/0052 273/242

* cited by examiner




FIG. 1

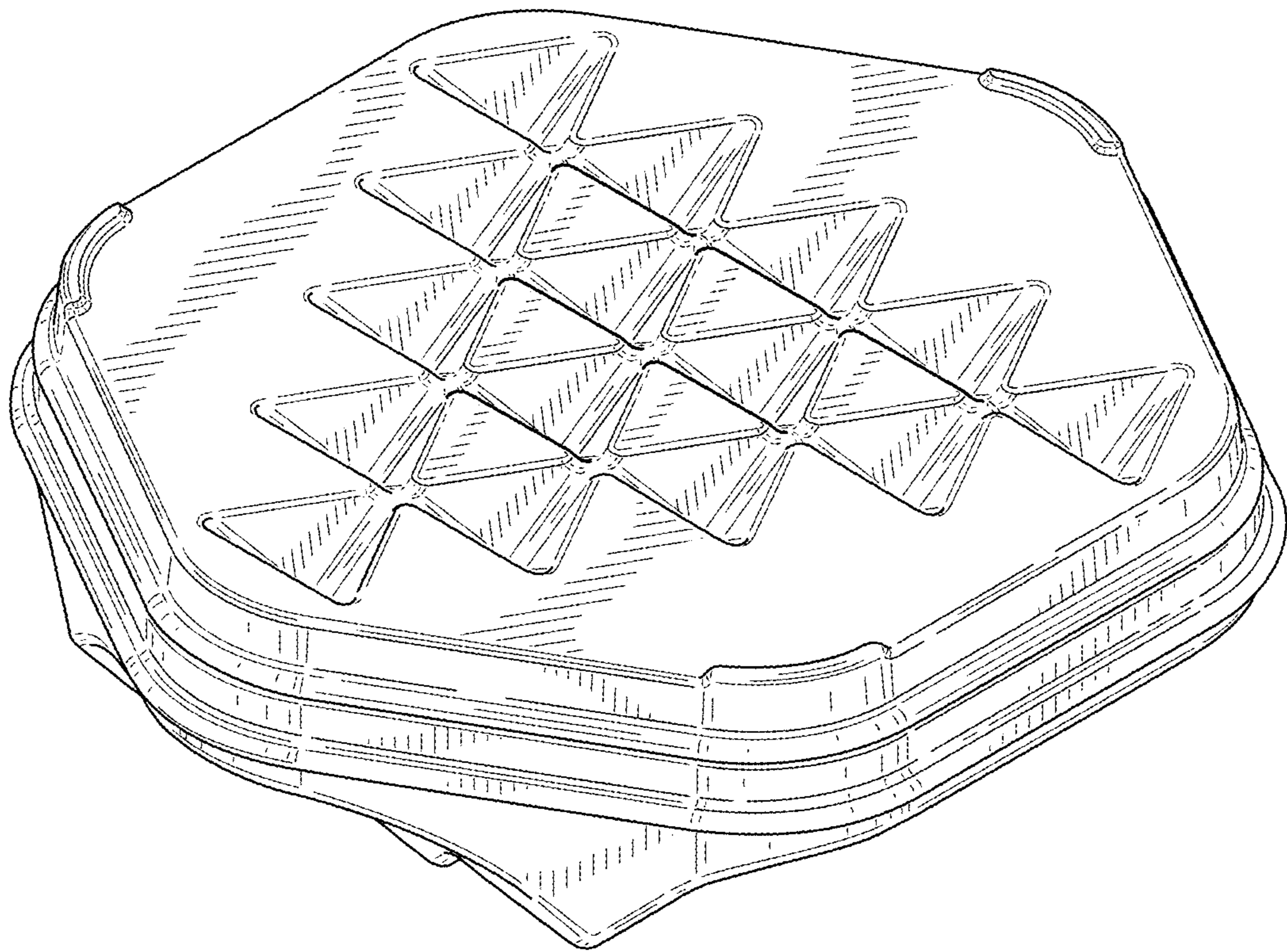


FIG. 2




FIG. 3




FIG. 4

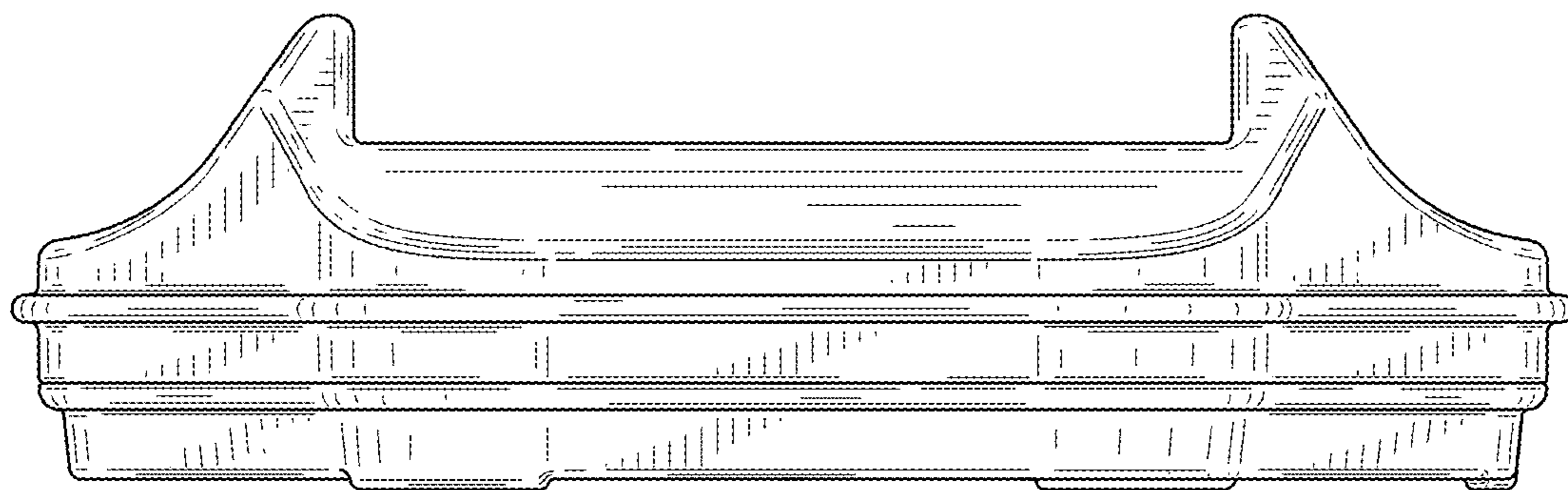


FIG. 5

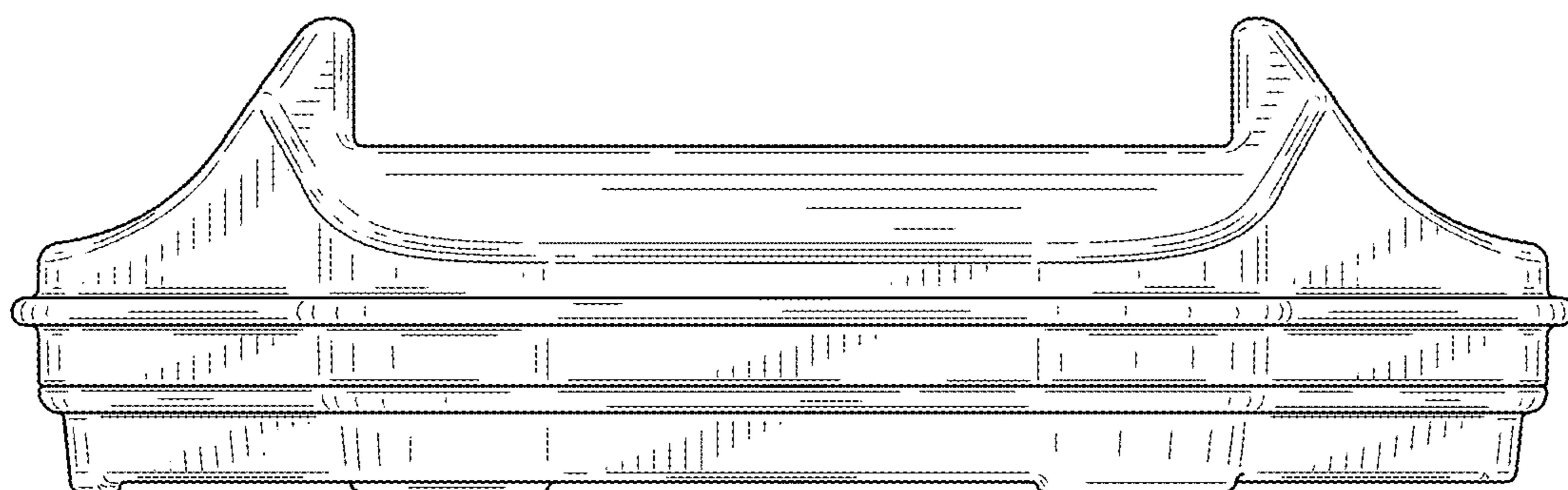


FIG. 6

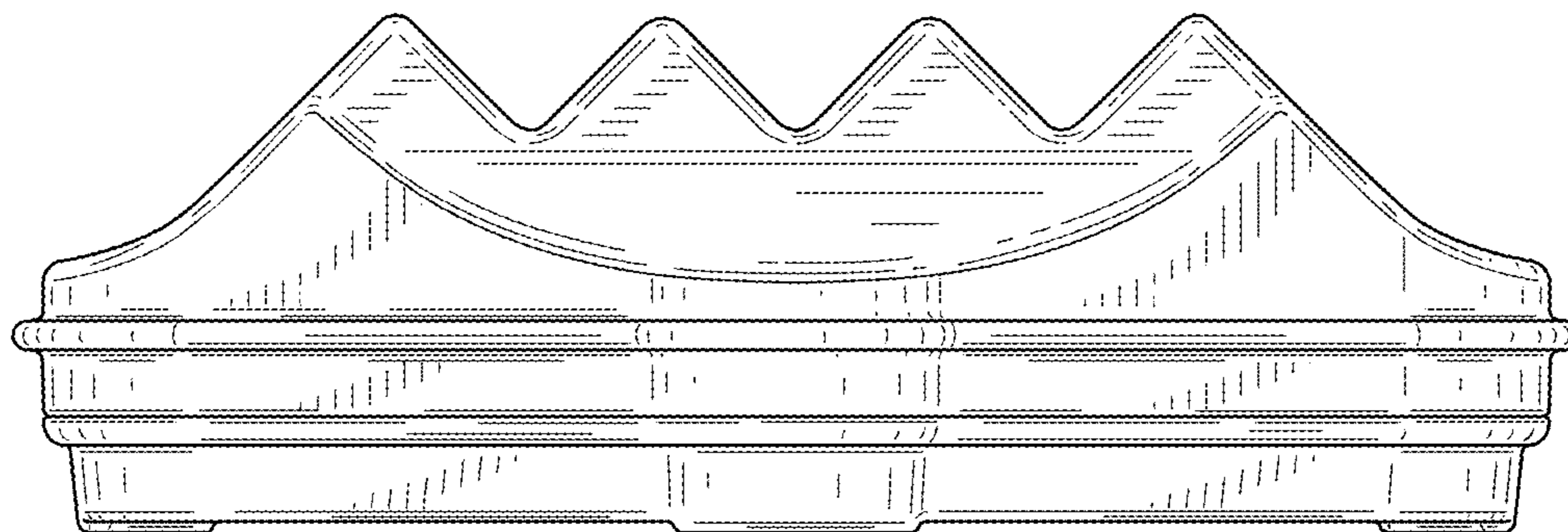


FIG. 7

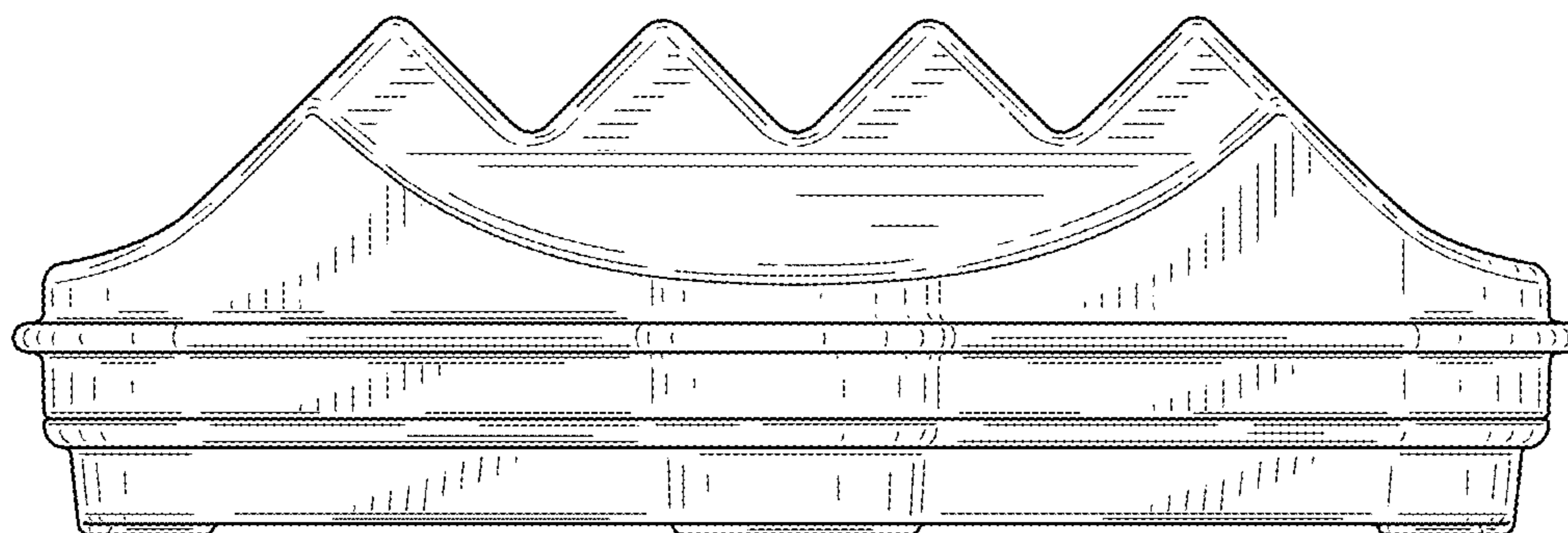


FIG. 8

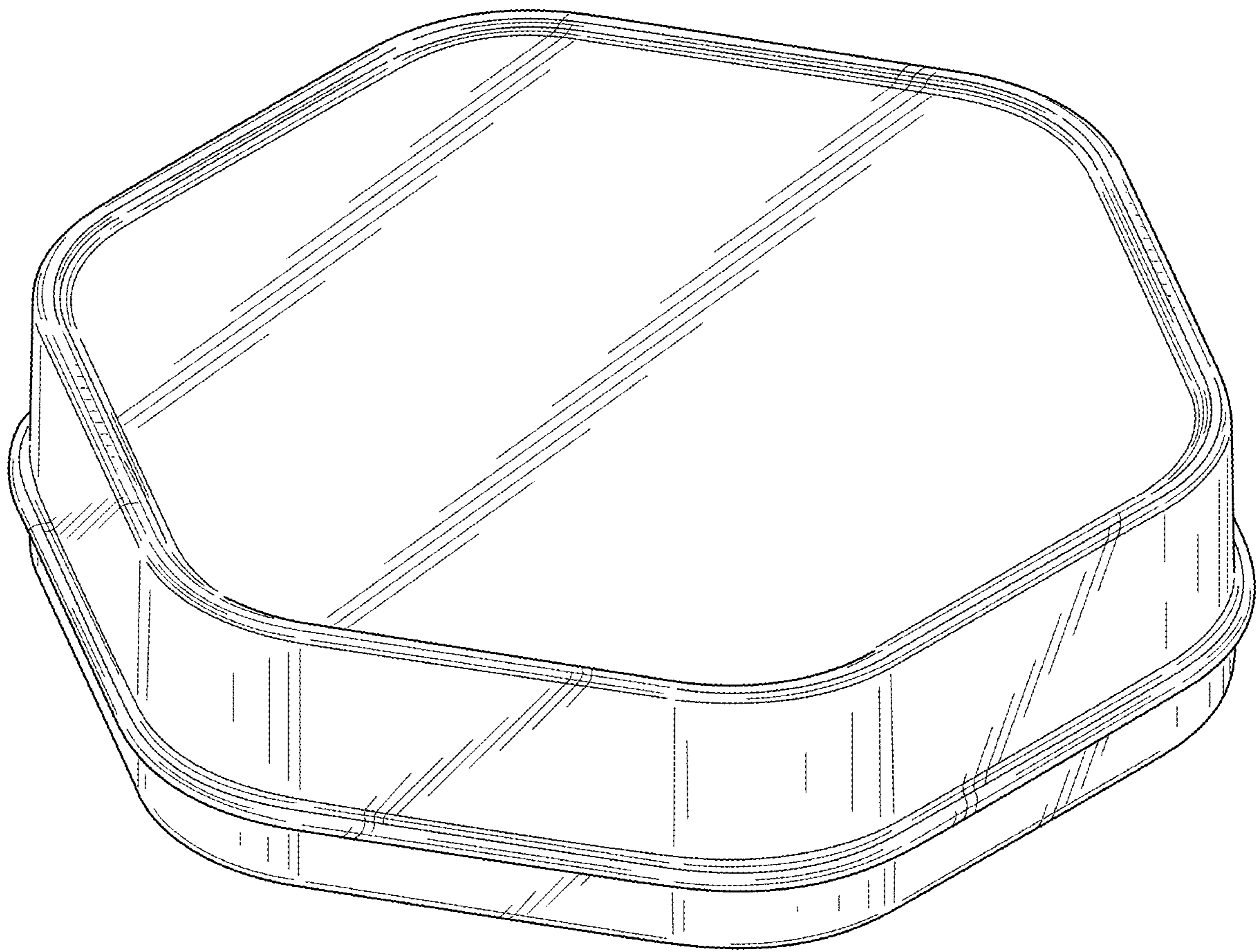


FIG. 9

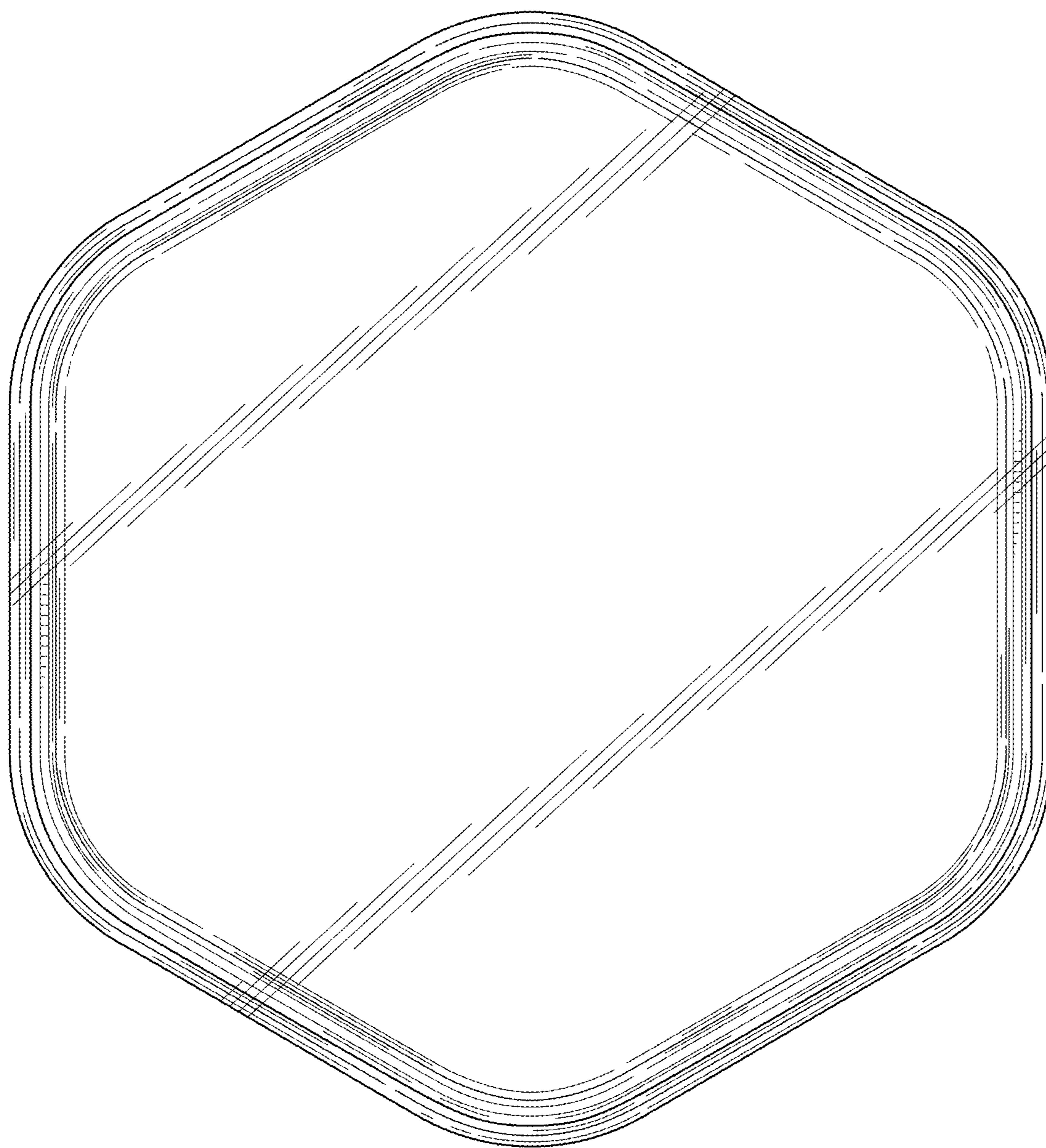


FIG. 10

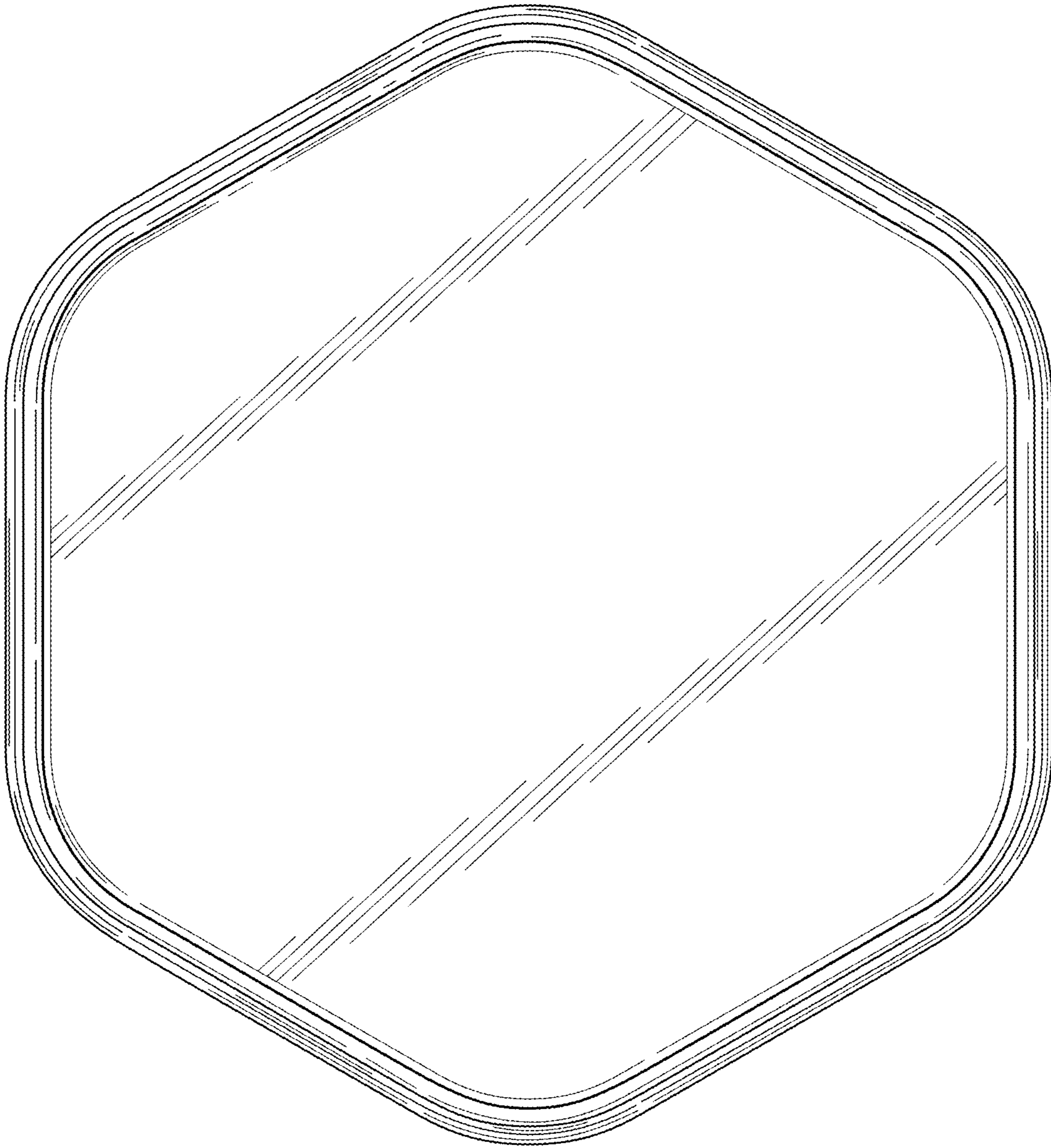


FIG. 11

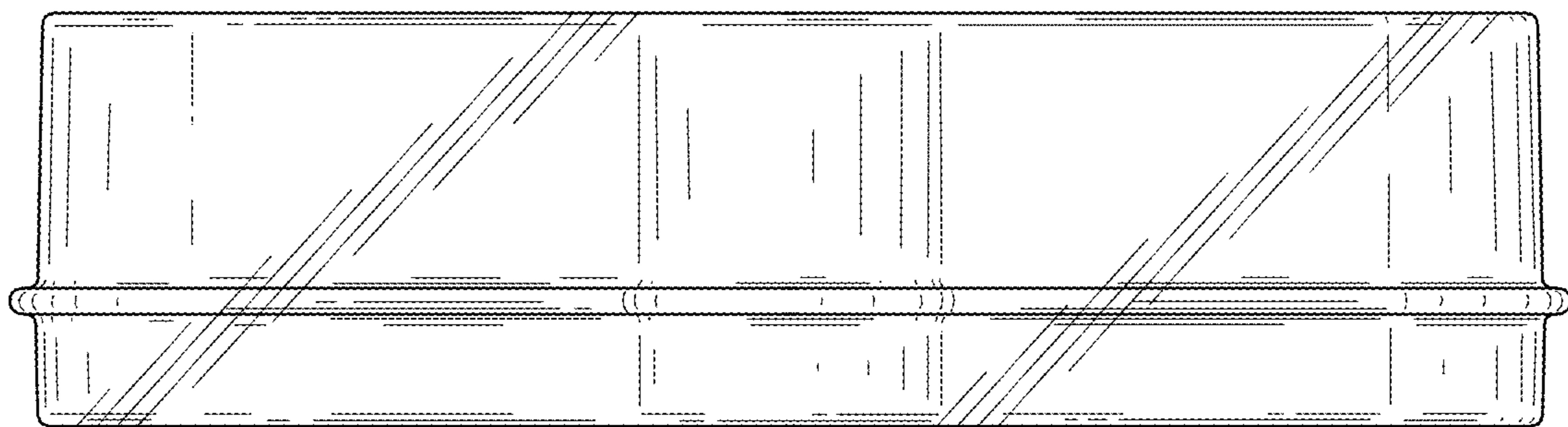


FIG. 12

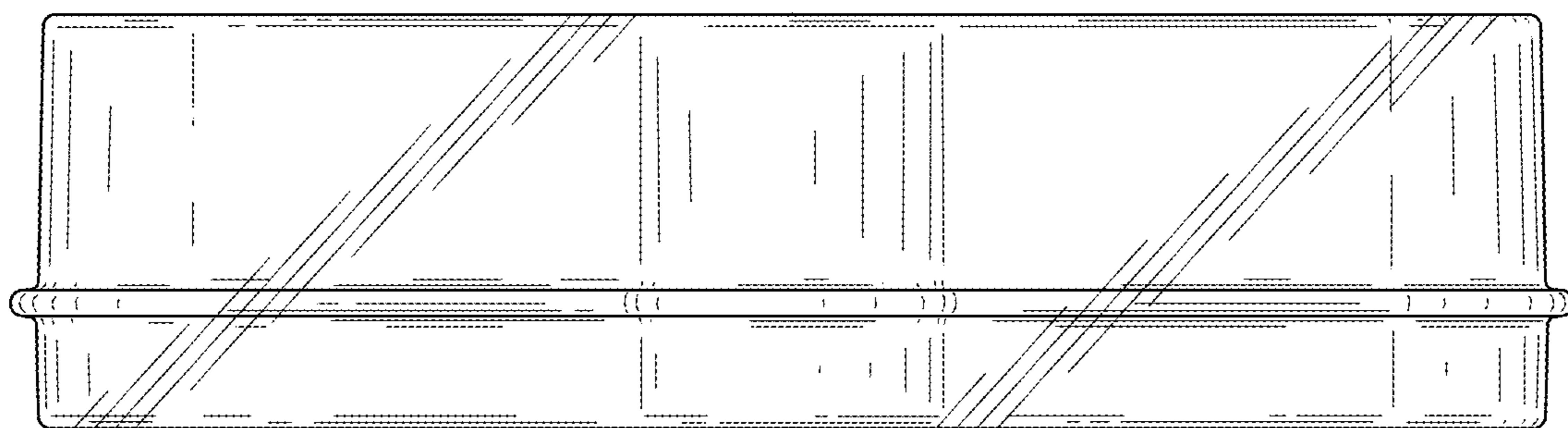


FIG. 13

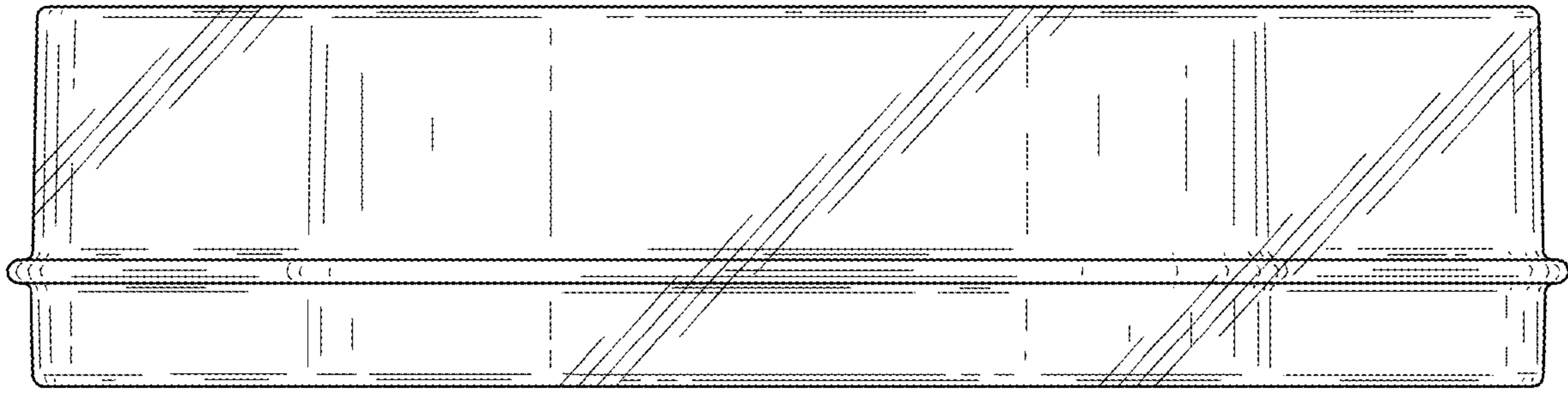


FIG. 14

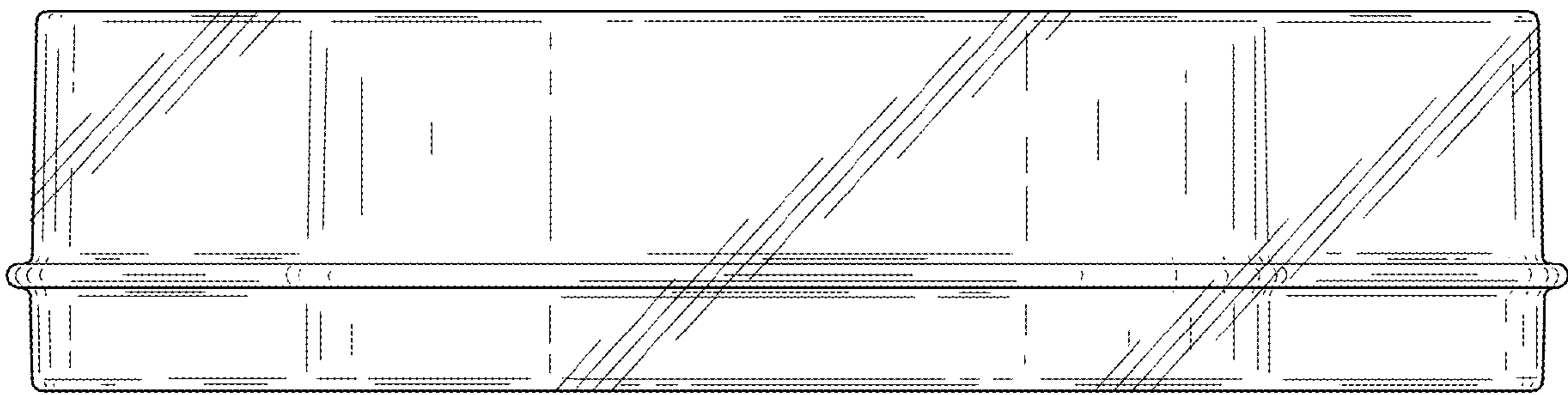


FIG. 15