

US00D960240S

(12) **United States Design Patent**  
**Ricci et al.**

(10) **Patent No.:** **US D960,240 S**  
(45) **Date of Patent:** **\*\* Aug. 9, 2022**

(54) **COMBINED SHELF TALKER WITH CONNECTING TABS**

(71) Applicant: **Dana Industries Inc.**, Etobicoke (CA)

(72) Inventors: **John Ricci**, Kleinburg (CA); **Frank Borges**, Carlisle (CA)

(73) Assignee: **Dana Industries Inc.**, Etobicoke (CA)

(\*\*) Term: **15 Years**

(21) Appl. No.: **29/788,334**

(22) Filed: **May 5, 2021**

**Related U.S. Application Data**

(62) Division of application No. 29/660,123, filed on Aug. 17, 2018, now Pat. No. Des. 921,760.

(51) **LOC (13) Cl.** ..... **20-03**

(52) **U.S. Cl.**  
USPC ..... **D20/43**

(58) **Field of Classification Search**

USPC ..... D10/109.1, 109.2, 113.4; D11/165, 166, D11/181, 182; D20/10, 19, 21, 29, 37, D20/39, 40, 41, 42, 43, 99

CPC ..... G09F 7/00; G09F 7/12; G09F 7/14; G09F 7/16; G09F 7/18; G09F 2007/122; G09F 2007/1804; G09F 2007/1834; G09F 2007/1886; G09F 9/00; G09F 13/00; G09F 13/02; G09F 13/04; G09F 13/0018; G09F 13/22; G09F 2003/1895; G09F 15/00; G09F 15/0037; G09F 15/02; G09F 15/025; G09F 17/00; G09F 2007/0075; G09F 23/00

See application file for complete search history.

(56) **References Cited**

**U.S. PATENT DOCUMENTS**

2,720,044 A \* 10/1955 Montalto ..... G09F 1/10  
40/649

3,423,860 A \* 1/1969 Berry ..... G09F 3/20  
40/652

3,774,328 A \* 11/1973 Tanney ..... G09F 3/20  
40/661.09  
4,152,851 A \* 5/1979 Goldstein ..... G09F 1/10  
206/813  
4,541,598 A \* 9/1985 Villanueva ..... G09F 3/204  
40/658  
4,645,701 A \* 2/1987 Zarrow ..... B41L 1/04  
283/106  
D608,395 S \* 1/2010 Engelby ..... G09F 3/202  
D20/40

(Continued)

*Primary Examiner* — Catherine Ho

(74) *Attorney, Agent, or Firm* — CPST Intellectual Property Inc.; Santosh K. Chari

(57) **CLAIM**

We claim the ornamental design for a combined shelf talker with connecting tabs, as shown and described.

**DESCRIPTION**

FIG. 1 is a front perspective view of the combined shelf talker with connecting tabs.

FIG. 2 is a top view thereof.

FIG. 3 is a left side view thereof.

FIG. 4 is a right side view thereof.

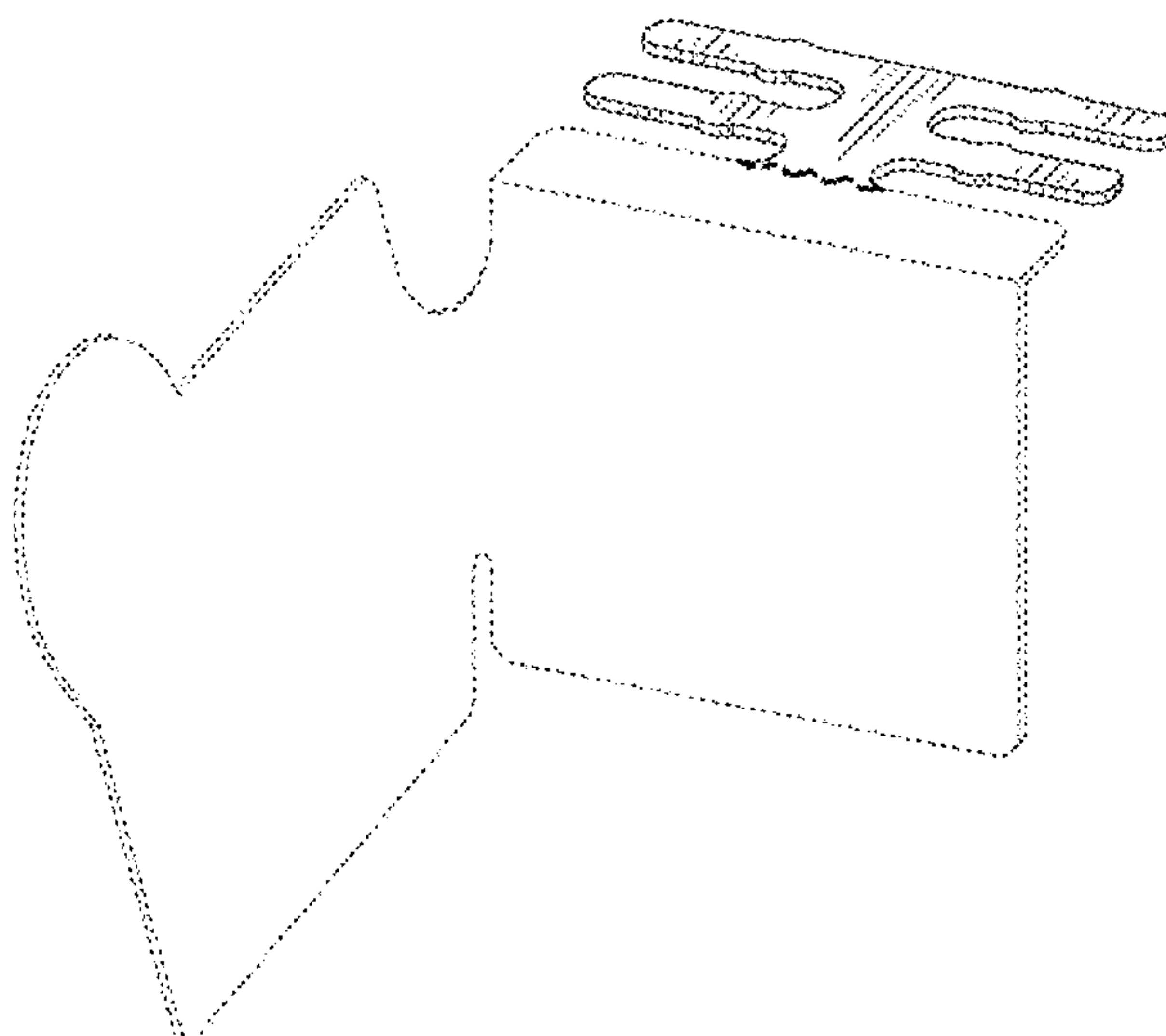
FIG. 5 is a front perspective view of the combined shelf talker with connecting tabs shown in an environment of use; and,

FIG. 6 is a top perspective view of the combined shelf talker with connecting tabs shown in an environment of use.

The portions of the figures shown in broken lines represent features that do not form part of the claimed design.

The broken, wavy lines shown in the figures represent boundaries of the claimed design and do not form part of the claimed design.

**1 Claim, 6 Drawing Sheets**



(56)

**References Cited**

U.S. PATENT DOCUMENTS

D627,828	S *	11/2010	Ricci	.....	D20/29
D631,917	S *	2/2011	Ricci	.....	D20/10
D640,749	S *	6/2011	Darress	.....	D20/40
D652,873	S *	1/2012	Ricci	.....	D20/42
D685,855	S *	7/2013	Hawkins	.....	D20/43
D694,826	S *	12/2013	Ricci	.....	D20/42
D694,828	S *	12/2013	Ricci	.....	D20/42
D846,648	S *	4/2019	Ricci	.....	D20/43
10,991,275	B1 *	4/2021	Walker	.....	G09F 13/00
D919,008	S *	5/2021	Ricci	.....	D20/43
D921,760	S *	6/2021	Ricci	.....	D20/43
2008/0141575	A1 *	6/2008	Keating	.....	G09F 3/204 40/661.11
2011/0239501	A1 *	10/2011	Ricci	.....	G09F 3/204 40/541
2014/0158846	A1 *	6/2014	Nicolis	.....	G09F 3/208 248/309.1

\* cited by examiner

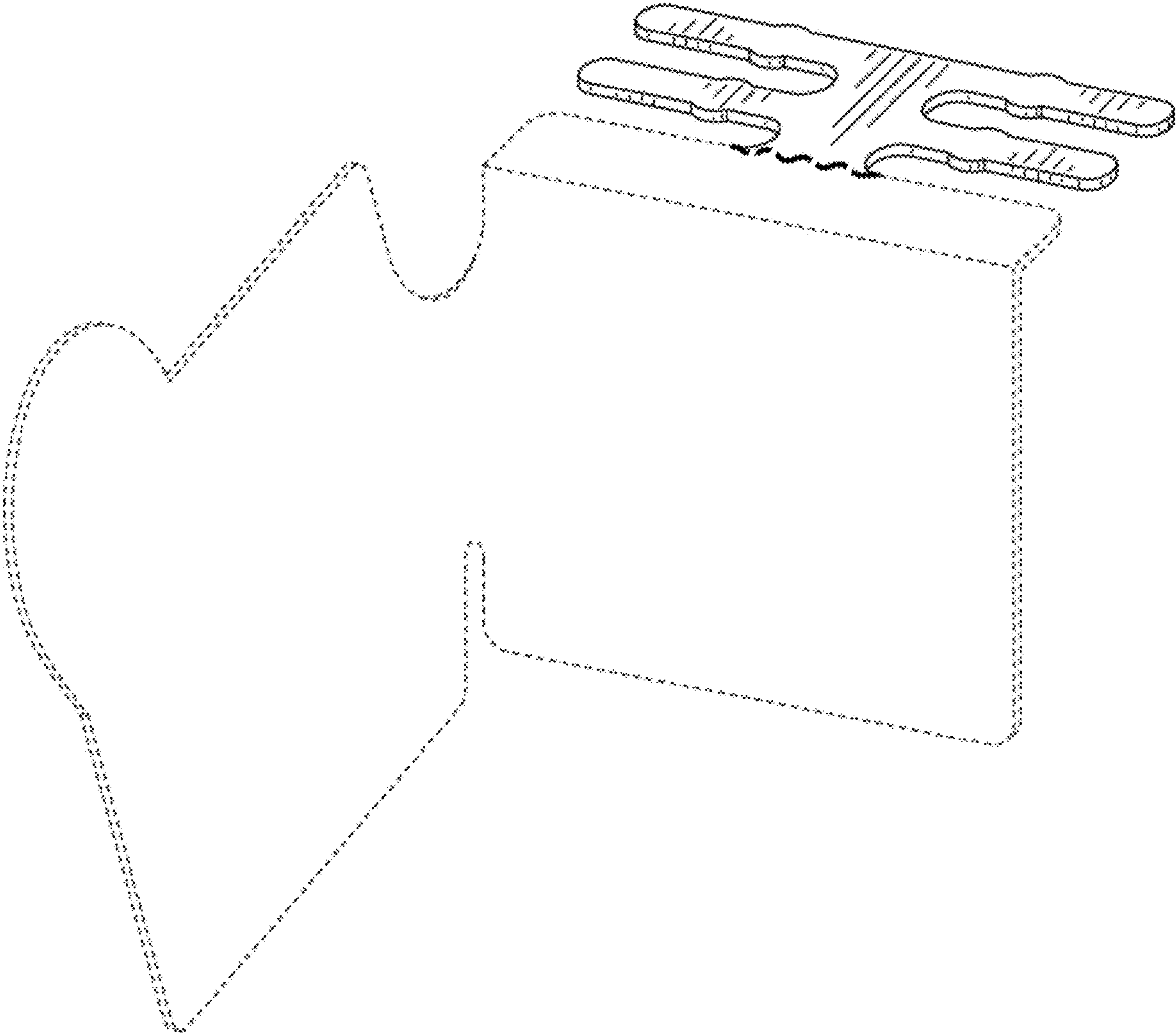


FIG. 1




FIG. 2

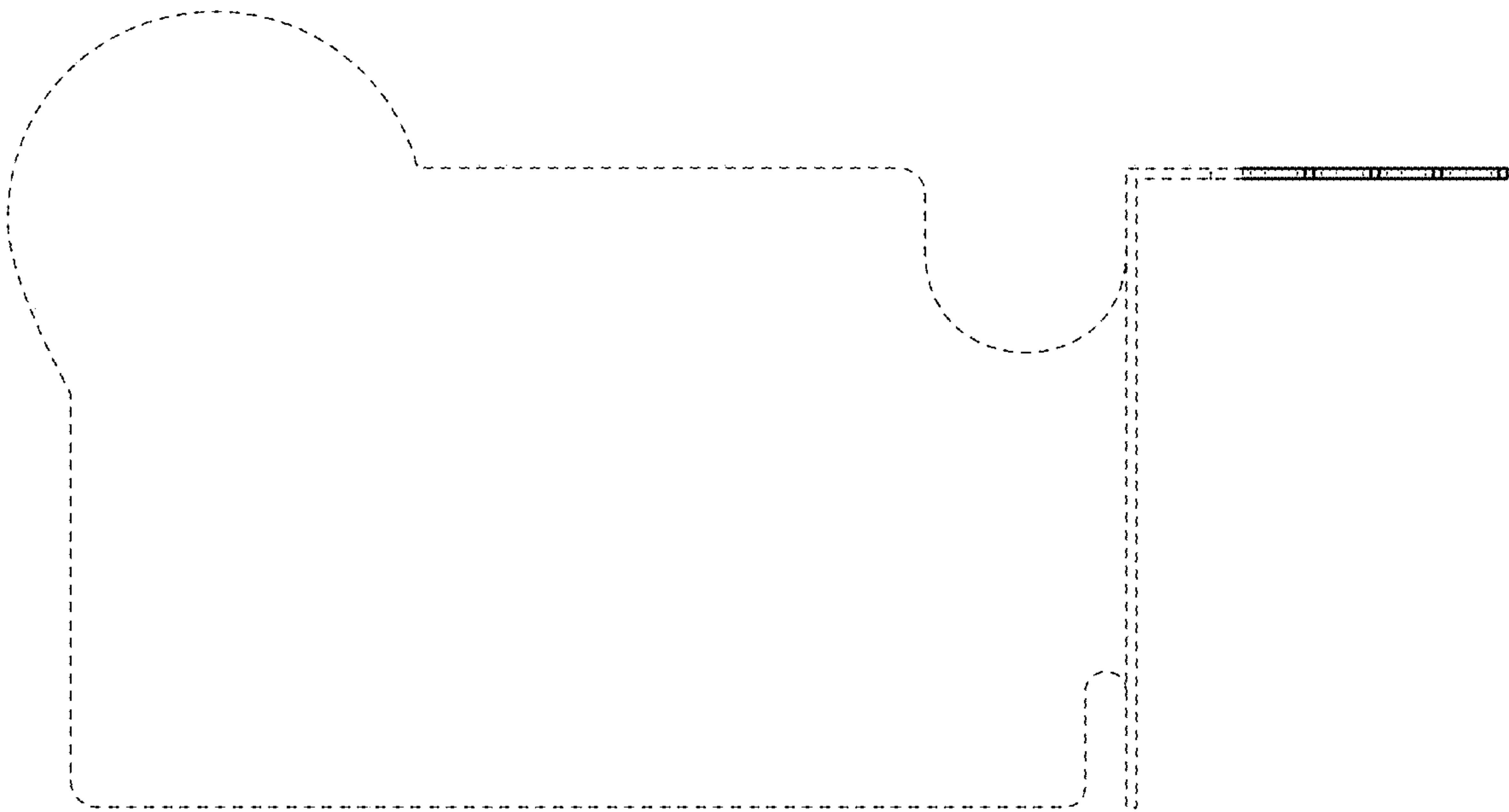


FIG. 3

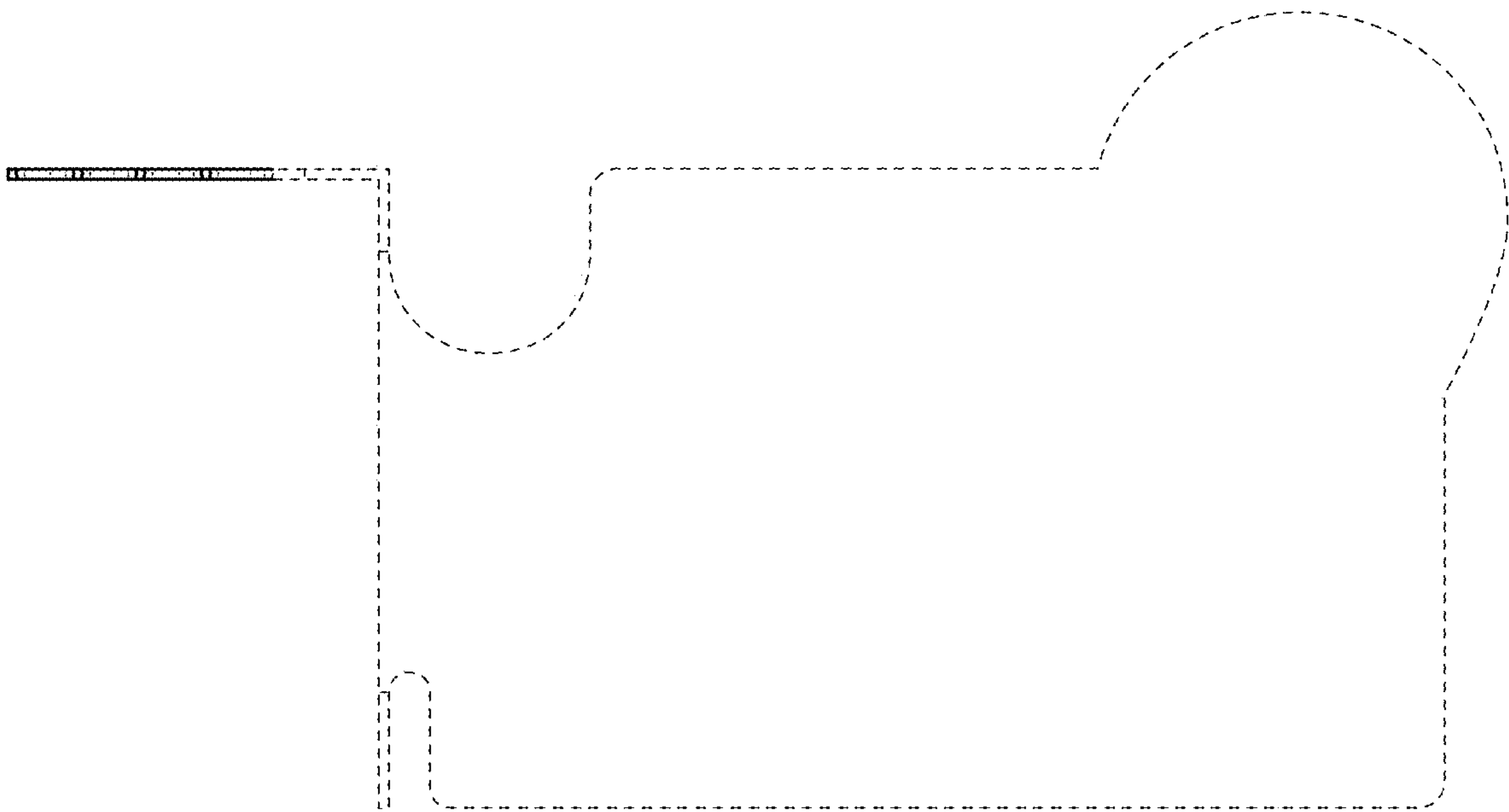


FIG. 4

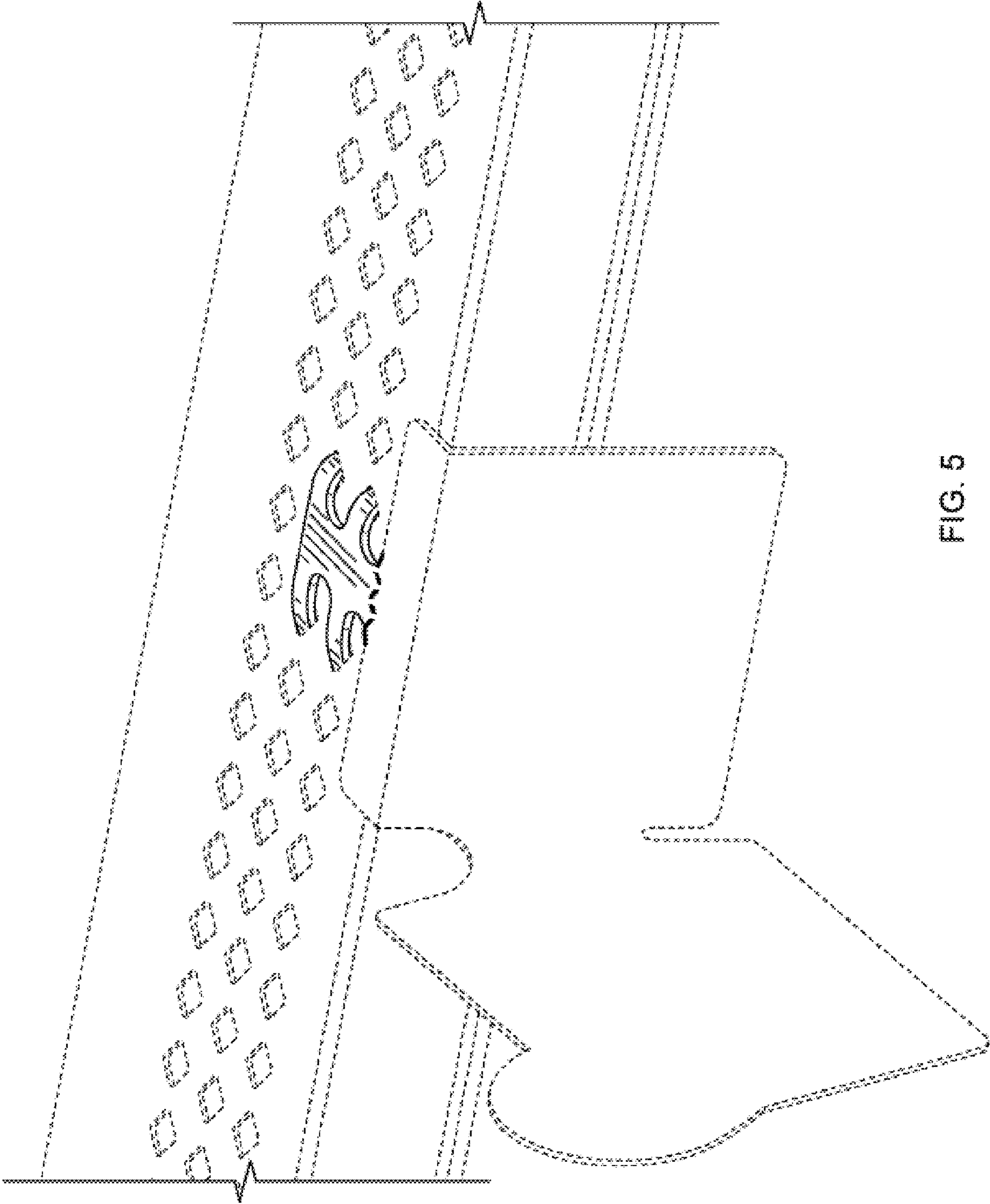


FIG. 5



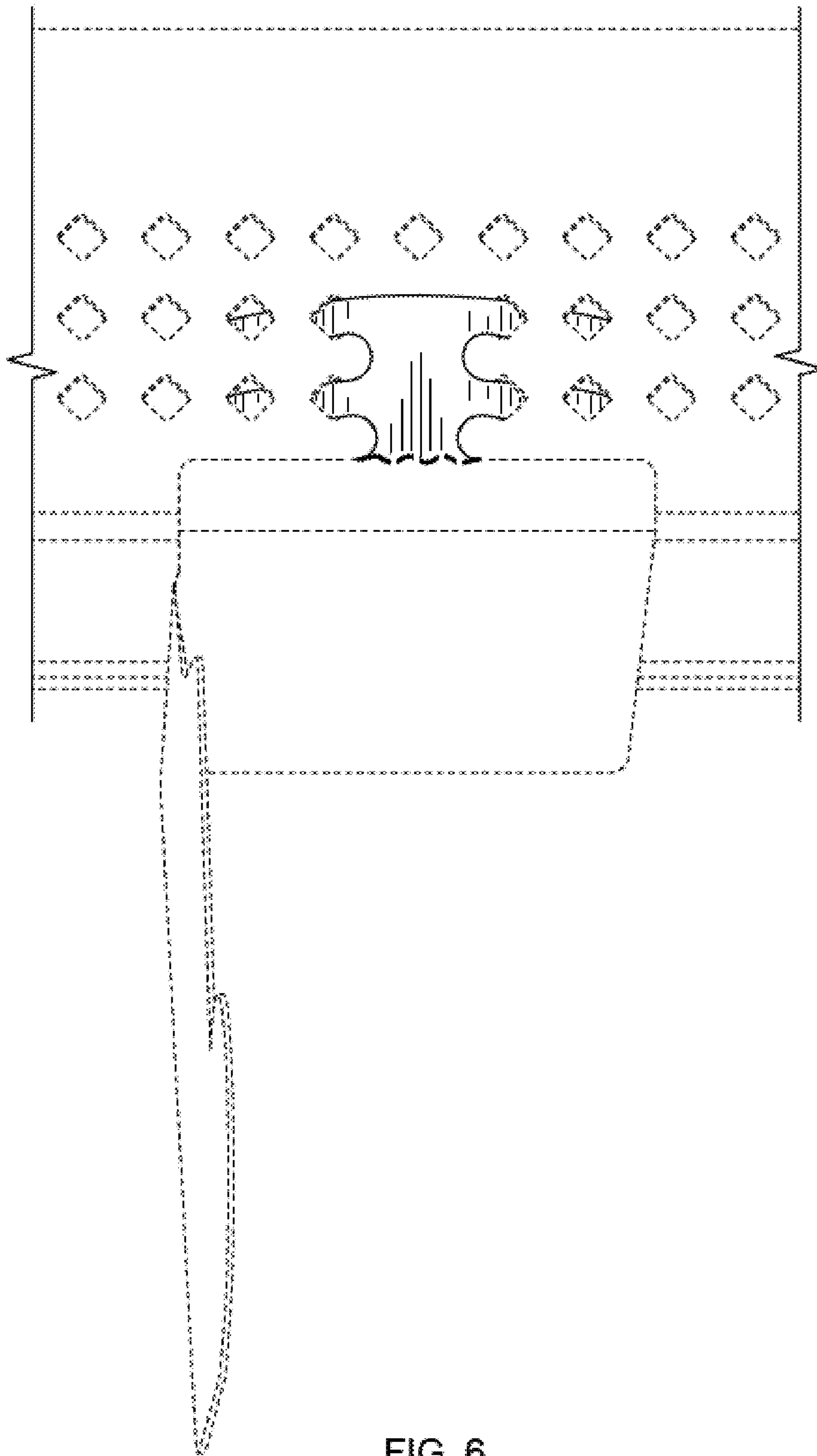


FIG. 6