



US00D960239S

(12) **United States Design Patent** (10) **Patent No.:** **US D960,239 S**
Lee et al. (45) **Date of Patent:** **** Aug. 9, 2022**

(54) **DIGITAL SIGNAGE**

(71) Applicant: **LG ELECTRONICS INC.**, Seoul (KR)

(72) Inventors: **Yoonkyeong Lee**, Seoul (KR); **Yongho Lee**, Seoul (KR); **Jaewon Lim**, Seoul (KR); **Hyunhee You**, Seoul (KR)

(73) Assignee: **LG ELECTRONICS INC.**, Seoul (KR)

(**) Term: **15 Years**

(21) Appl. No.: **29/728,606**

(22) Filed: **Mar. 19, 2020**

(30) **Foreign Application Priority Data**

Sep. 23, 2019 (KR) 30-2019-0045522

(51) **LOC (13) Cl.** **20-03**

(52) **U.S. Cl.**
USPC **D20/10; D14/127**

(58) **Field of Classification Search**
USPC D10/113.4; D14/125, 126, 127, 371; D20/10, 19, 39, 41, 42, 99
CPC G09F 7/00; G09F 7/02; G09F 7/16; G09F 9/00; G09F 9/3026; G09F 9/33; G09F 9/35; G09F 13/00; G09F 13/22; G09F 15/00; G09F 15/0056; G09F 15/0068; G06F 3/14; H01R 13/514
See application file for complete search history.

(56) **References Cited**

U.S. PATENT DOCUMENTS

D777,127 S * 1/2017 Kim D14/126
D827,029 S * 8/2018 Lim D20/10
D831,118 S * 10/2018 Yoon D20/10
D835,595 S * 12/2018 Won D14/126

D844,057 S * 3/2019 Ryu D20/10
D849,139 S * 5/2019 Ryu D20/10
D860,321 S * 9/2019 Kihl D20/10
D863,441 S * 10/2019 Hwang D20/39
D901,410 S * 11/2020 Kim D14/126
D901,411 S * 11/2020 Kim D14/126
D920,941 S * 6/2021 Yoo D14/126
D921,757 S * 6/2021 Lee D20/39
D924,223 S * 7/2021 You D14/307
D928,231 S * 8/2021 Fleming, Jr. D20/10
2009/0211122 A1* 8/2009 White G09F 15/0056
40/1
2020/0286416 A1* 9/2020 Huang G09G 3/20
2021/0201715 A1* 7/2021 Choi G06F 1/1652

OTHER PUBLICATIONS

LG OLED, posted at youtube.com, posted on Apr. 12, 2018, site visited Jan. 11, 2022. online, available from internet: <https://www.youtube.com/watch?v=ewZbjjqbuoY> (Year: 2018).*

* cited by examiner

Primary Examiner — Catherine Ho

(74) *Attorney, Agent, or Firm* — Birch, Stewart, Kolasch & Birch, LLP

(57) **CLAIM**

The ornamental design for a digital signage, as shown and described.

DESCRIPTION

FIG. 1 is a front, right side, perspective view of a digital signage showing our new design;
FIG. 2 is a front view thereof;
FIG. 3 is a rear view thereof;
FIG. 4 is a left side view thereof;
FIG. 5 is a right side view thereof;
FIG. 6 is a top view thereof; and,
FIG. 7 is a bottom view.

1 Claim, 6 Drawing Sheets

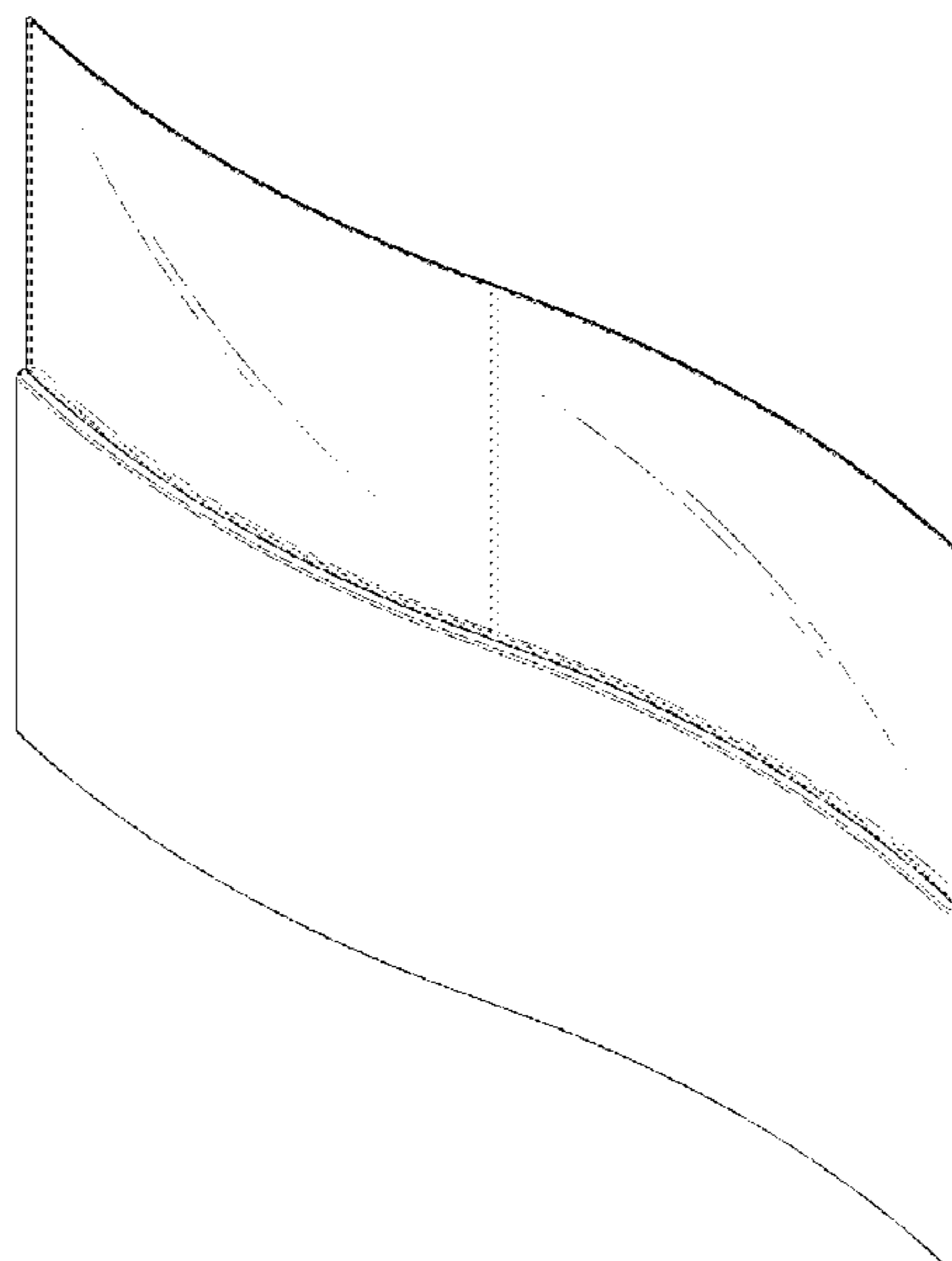


FIG. 1

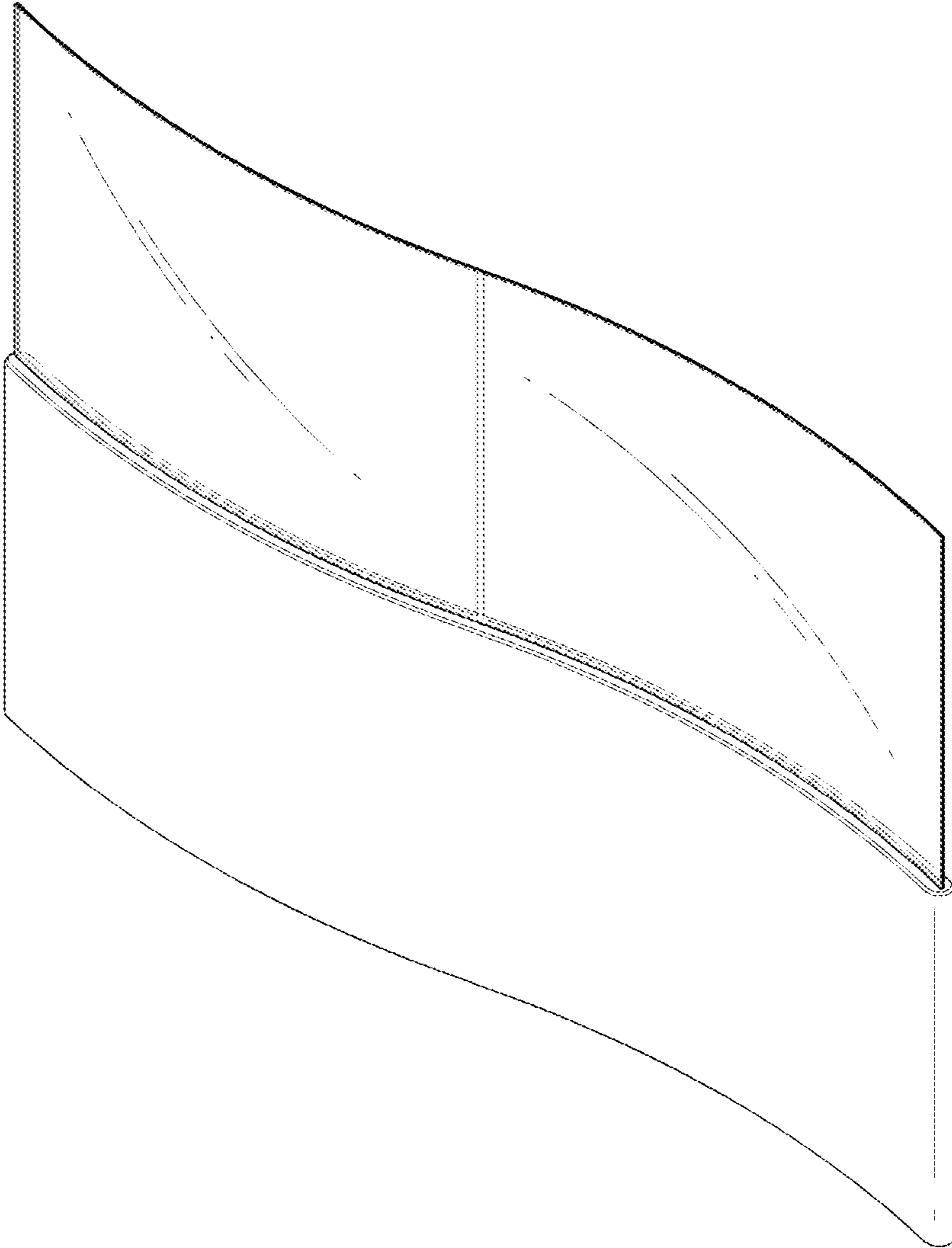


FIG. 2




FIG. 3

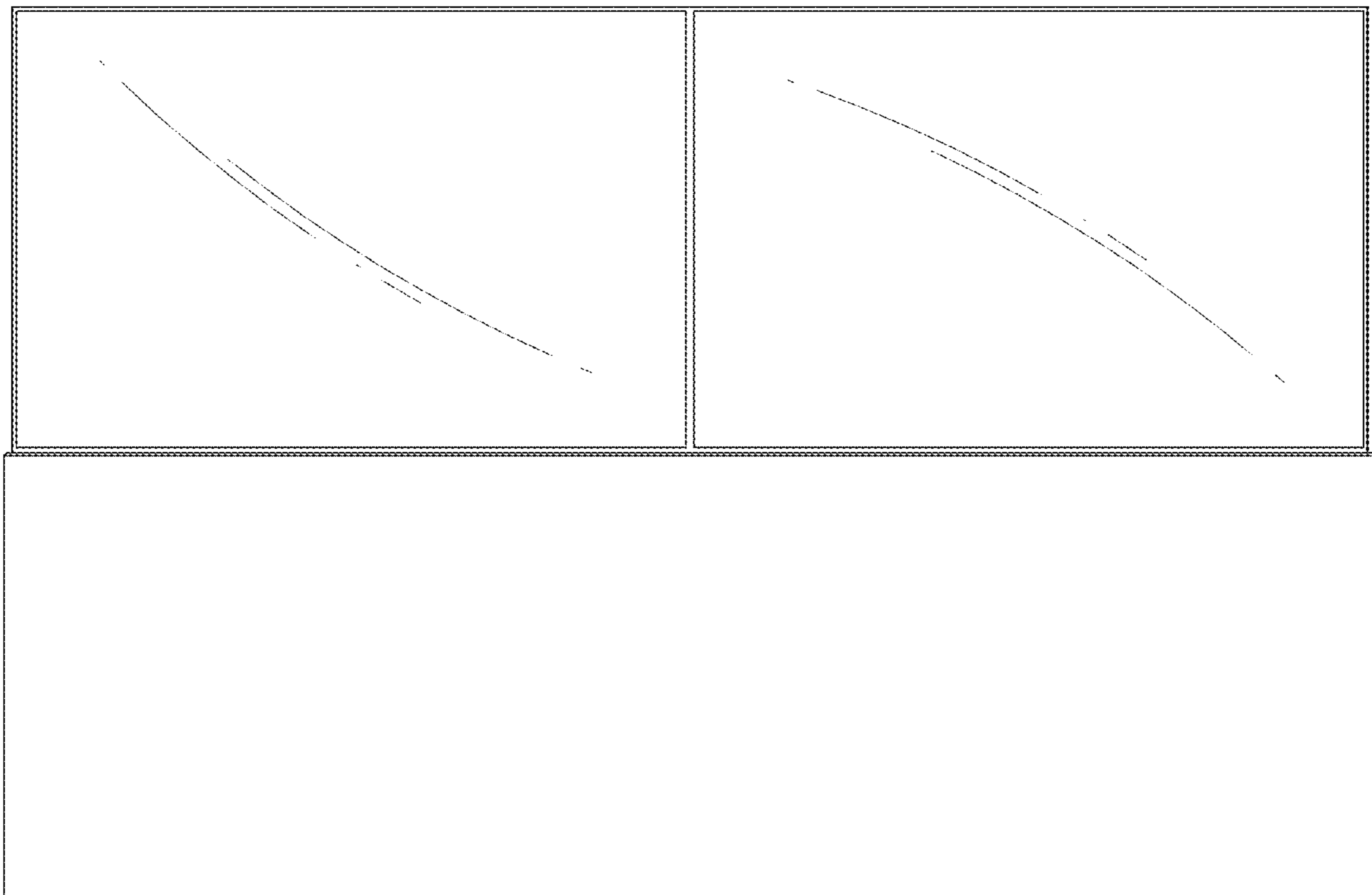


FIG. 4

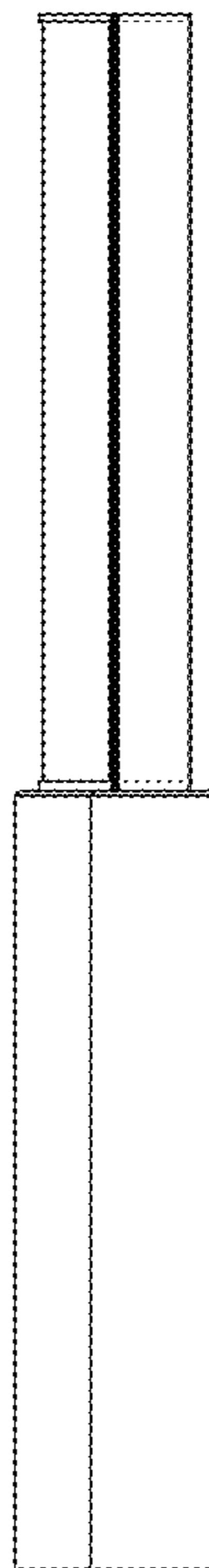


FIG. 5

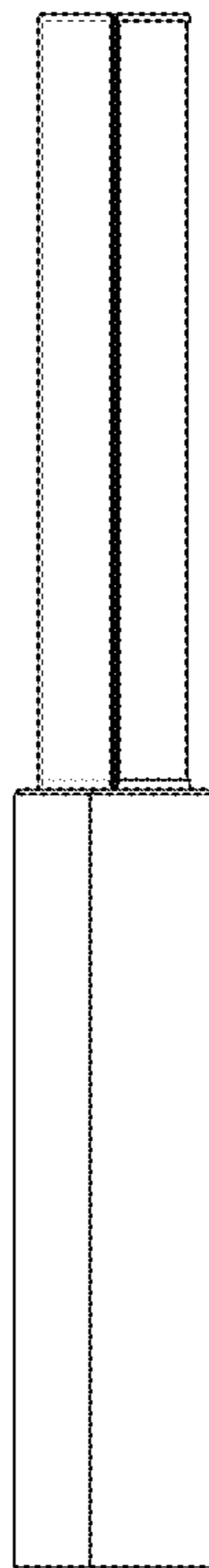


FIG. 6




FIG. 7

