

US00D960166S

(12) **United States Design Patent**
Akana et al.

(10) **Patent No.:** **US D960,166 S**

(45) **Date of Patent:** **** Aug. 9, 2022**

(54) **DISPLAY FOR AN ELECTRONIC DEVICE**

(71) Applicant: **Apple Inc.**, Cupertino, CA (US)

(72) Inventors: **Jody Akana**, San Francisco, CA (US); **Molly Anderson**, San Francisco, CA (US); **Bartley K. Andre**, Palo Alto, CA (US); **Shota Aoyagi**, San Francisco, CA (US); **Anthony Michael Ashcroft**, San Francisco, CA (US); **Marine C. Bataille**, San Francisco, CA (US); **Jeremy Bataillou**, San Francisco, CA (US); **Abidur Rahman Chowdhury**, San Francisco, CA (US); **Clara Geneviève Marine Courtaigne**, San Francisco, CA (US); **Markus Diebel**, San Francisco, CA (US); **Richard Hung Minh Dinh**, Saratoga, CA (US); **Christopher E. Glazowski**, Los Gatos, CA (US); **Jonathan Gomez Garcia**, San Francisco, CA (US); **Jean-Pierre S. Guillou**, Los Gatos, CA (US); **M. Evans Hankey**, San Francisco, CA (US); **Julian Hoenig**, San Francisco, CA (US); **Richard P. Howarth**, San Francisco, CA (US); **Jonathan P. Ive**, San Francisco, CA (US); **Julian Jaede**, San Francisco, CA (US); **Duncan Robert Kerr**, San Francisco, CA (US); **Paul U. Leutheuser**, Saratoga, CA (US); **Benjamin J. Pope**, Mountain View, CA (US); **Peter Russell-Clarke**, San Francisco, CA (US); **Benjamin Andrew Shaffer**, San Jose, CA (US); **Sung-Ho Tan**, San Francisco, CA (US); **Clement Tissandier**, San Francisco, CA (US); **Eugene Antony Whang**, San Francisco, CA (US); **Rico Zörkendörfer**, San Francisco, CA (US)

(73) Assignee: **Apple Inc.**, Cupertino, CA (US)

(**) Term: **15 Years**

(21) Appl. No.: **29/714,467**

(22) Filed: **Nov. 22, 2019**

(51) **LOC (13) Cl.** **14-02**

(52) **U.S. Cl.**
USPC **D14/439**; D14/432

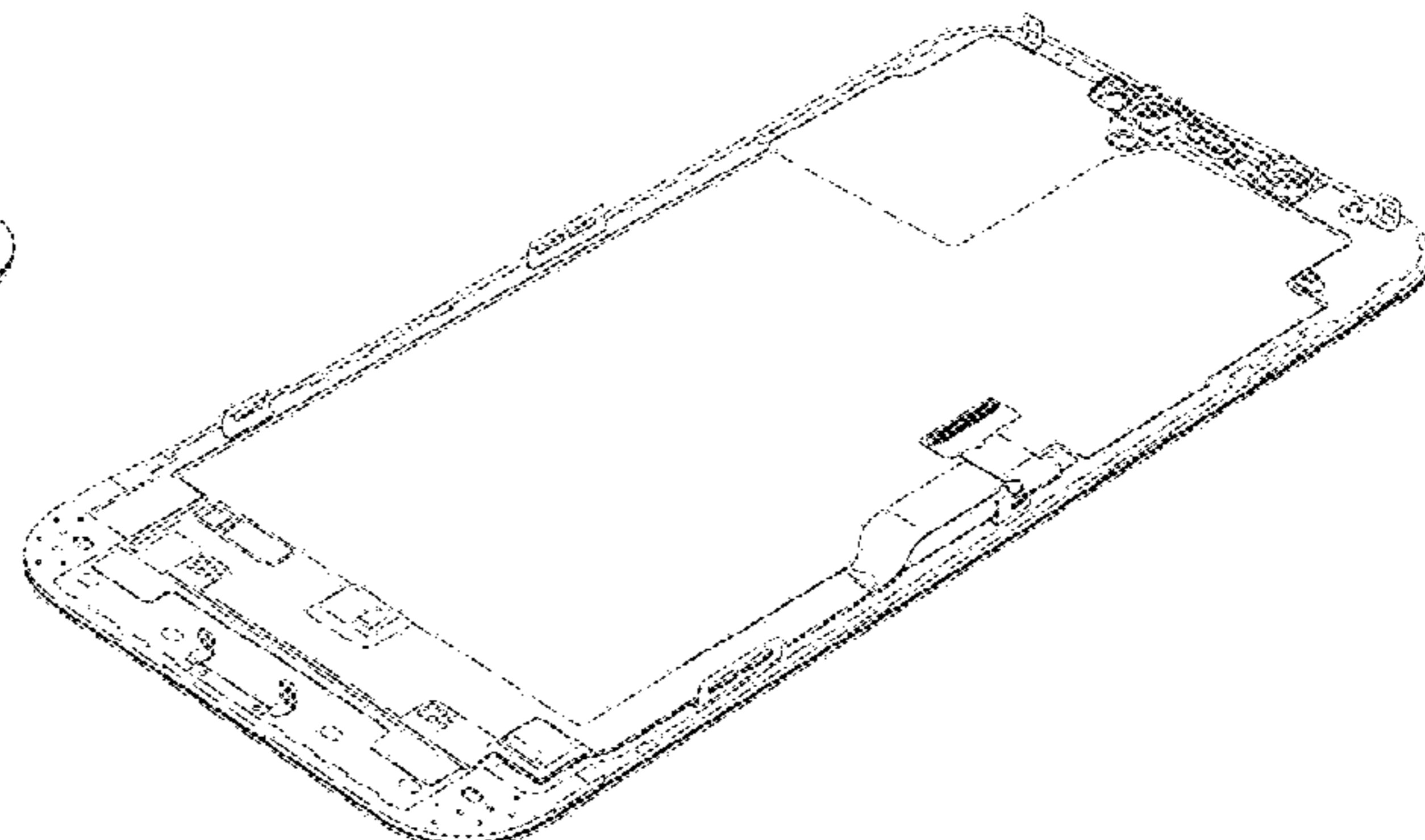
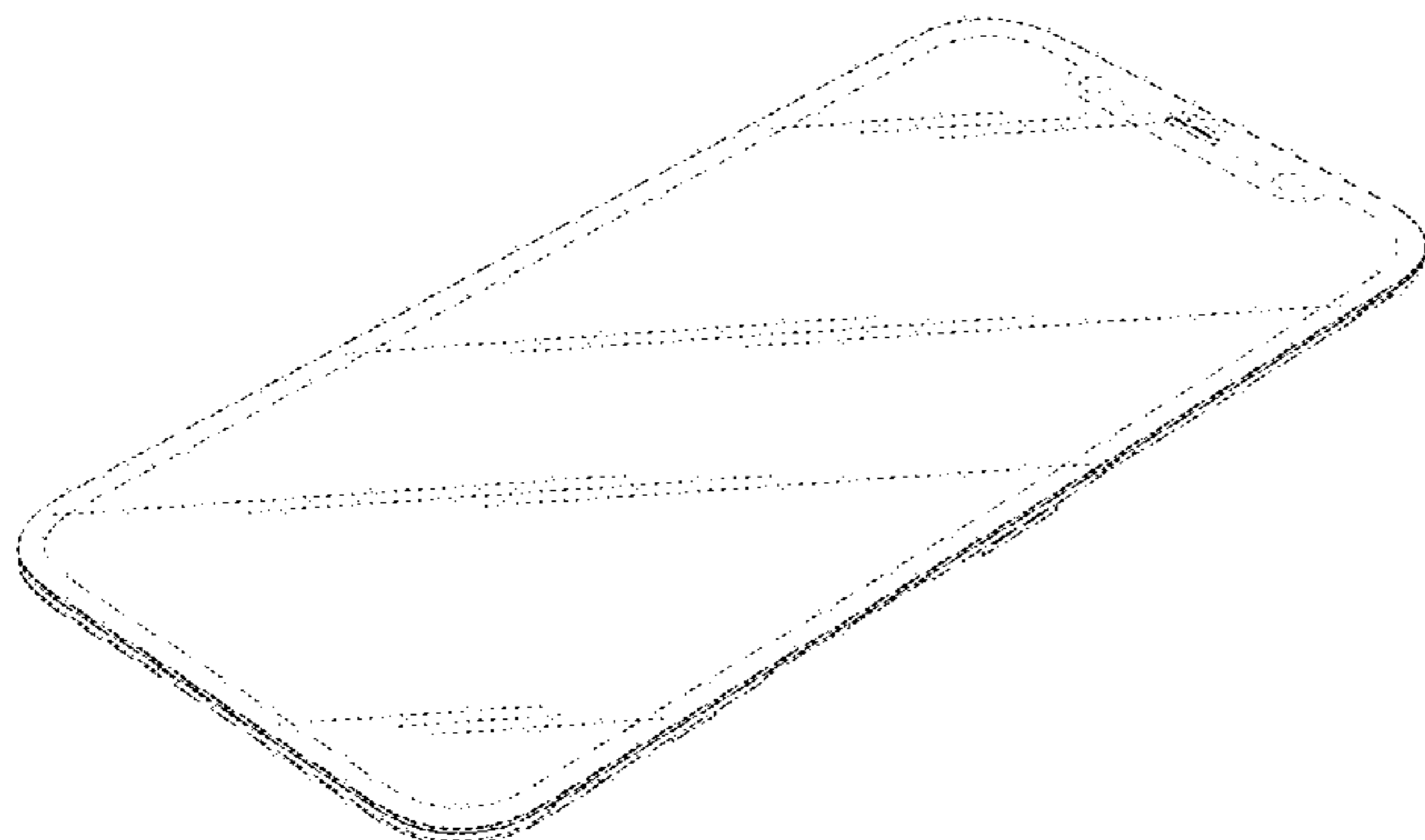
(58) **Field of Classification Search**
USPC D14/125–134, 137, 138 R, 138 AA, D14/138 AB, 138 AC, 138 AD, 138 C, D14/138 G, 147, 203.1–203.8, 217, 218, D14/238.1, 247, 248, 250, 257, 299, D14/315–318, 332, 336, 341–347, 371, D14/374–377, 388, 389, 420, 424, 426, D14/429, 432, 489, 492, 496, 425, D14/433–453, 464, 468, 469, 471, 511; D6/300–310; D10/50, 65, 98, 104.1; D16/241; D17/24, 99; D18/4.6, 6; D20/10, 19, 39; D21/329, 330, 517
CPC . A63H 33/3016; G06F 1/1613; G06F 1/1641; G06F 1/1643; G06F 1/1647; G06F 1/1626; G06F 3/04883; G06F 3/0486; G06F 3/04847; G06F 3/04845; G06F 3/0484; G06F 3/04817; H04B 1/3838; H04M 1/0235; H04M 1/0237; H04M 1/0239; H04M 1/0268; H04M 1/027; H04M 1/0295; H04M 1/02; H04M 1/0279; H04M 1/0277; H04M 1/0266; H04M 1/0202; H04M 1/026; H04M 1/0281; H04M 1/0283; H04N 13/045; H05K 5/0017; H05K 5/02; H05K 5/0217; H05K 5/0004

See application file for complete search history.

(56) **References Cited**

U.S. PATENT DOCUMENTS

D558,757 S	1/2008	Andre et al.
D580,387 S	11/2008	Andre et al.
D593,087 S	5/2009	Andre et al.
D602,014 S	10/2009	Andre et al.
D602,015 S	10/2009	Andre et al.
D602,017 S	10/2009	Andre et al.
D613,735 S	4/2010	Andre et al.
D613,736 S	4/2010	Andre et al.
D615,083 S	5/2010	Andre et al.
D618,678 S	6/2010	Andre et al.
D622,718 S	8/2010	Andre et al.



D627,778 S	11/2010	Akana et al.	
7,876,274 B2	1/2011	Hobson et al.	
D633,091 S	2/2011	Andre et al.	
7,889,139 B2	2/2011	Hobson et al.	
7,924,231 B2	4/2011	Hill et al.	
D642,563 S	8/2011	Akana et al.	
D647,106 S	10/2011	Akana et al.	
D647,882 S	11/2011	Kim et al.	
8,106,836 B2	1/2012	Hill et al.	
D654,887 S	2/2012	McManigal et al.	
8,116,073 B2	2/2012	Hung et al.	
D661,707 S	6/2012	Akana et al.	
D662,922 S	7/2012	Akana et al.	
D665,808 S	8/2012	Wang	
D666,202 S	8/2012	Dinh et al.	
D669,071 S	10/2012	Akana et al.	
D677,664 S	3/2013	Akana et al.	
D677,666 S	3/2013	Akana et al.	
D678,261 S	3/2013	Akana et al.	
D680,092 S	4/2013	Tsai et al.	
D681,032 S	4/2013	Akana et al.	
D684,571 S	6/2013	Akana et al.	
D689,475 S	9/2013	Andre et al.	
D692,878 S	11/2013	Akana et al.	
D693,785 S	11/2013	Sutherland et al.	
D695,316 S	12/2013	Akana et al.	
D697,511 S	1/2014	Andre et al.	
D697,918 S	1/2014	Akana et al.	
D699,717 S	2/2014	Akana et al.	
D703,633 S	4/2014	Akana et al.	
D706,253 S	6/2014	Simmer	
D707,223 S	6/2014	Akana et al.	
D710,843 S	8/2014	Akana et al.	
D714,053 S	9/2014	Yoo	
D714,294 S	9/2014	Dinh et al.	
D714,771 S	10/2014	Rayner	
D716,780 S	11/2014	Park	
D716,781 S	11/2014	Andre et al.	
D721,344 S	1/2015	Lee et al.	
D723,567 S	3/2015	Akana et al.	
D728,545 S	5/2015	Koh	
D730,361 S	5/2015	Akana et al.	
D731,481 S	6/2015	Akana et al.	
D732,040 S	6/2015	Chuang et al.	
D732,539 S	6/2015	Akana et al.	
D732,540 S	6/2015	Kang et al.	
D733,146 S	6/2015	Akana et al.	
D747,319 S	1/2016	Lee	
D747,723 S	1/2016	Kim et al.	
D749,590 S	2/2016	Dinh et al.	
D749,591 S	2/2016	Akana et al.	
D759,008 S	6/2016	Akana et al.	
D764,434 S	8/2016	Akana et al.	
D768,637 S	10/2016	Akana et al.	
D777,714 S	1/2017	Akana et al.	
D791,139 S	7/2017	Akana et al.	
D801,321 S	10/2017	Kim et al.	
D820,255 S	6/2018	Akana et al.	
D832,266 S	10/2018	Akana et al.	
D832,267 S	10/2018	Akana et al.	
D854,000 S *	7/2019	Akana	D14/248
D855,043 S *	7/2019	Ryu	D14/248
D856,338 S *	8/2019	Akana	D14/439
D886,091 S *	6/2020	Cha	D14/248
D891,419 S *	7/2020	Akana	D14/250
D893,490 S *	8/2020	Akana	D14/439
D895,627 S *	9/2020	Akana	D14/439
D899,410 S *	10/2020	Xu	D14/248
D900,799 S *	11/2020	Cho	D14/248
D902,900 S *	11/2020	Seo	D14/248
D904,330 S *	12/2020	Cha	D14/138 G
D905,695 S *	12/2020	Akana	D14/439
D920,300 S *	5/2021	Breuninger	D14/248
2008/0316116 A1	12/2008	Hobson et al.	
2008/0316121 A1	12/2008	Hobson et al.	
2009/0247244 A1	10/2009	Mittleman et al.	
2013/0076965 A1	3/2013	Dabov	
2013/0113348 A1	5/2013	Holben et al.	

FOREIGN PATENT DOCUMENTS

CN	301300814 S	8/2010
CN	302619300 S	10/2013
CN	302748579 S	2/2014
CN	303617715 S	3/2016
CN	303647864 S	4/2016
CN	303774339 S	8/2016
CN	303805687 S	8/2016
CN	304095914 S	4/2017
CN	304095915 S	4/2017
CN	304130421 S	5/2017
IN	2768570001	2/2016
JP	D1351273 S	2/2009
JP	D1474567 S	7/2013
JP	D1481759 S	10/2013
JP	D1496834 S	5/2014
JP	1548987 S	5/2016
JP	1563161 S	11/2016
JP	1574816 S	4/2017
KR	300849814	4/2016
KR	300902453	9/2017
RU	85816	7/2013
RU	89999 U1	9/2014
RU	90363 U1	10/2014
RU	104650 U1	8/2017
TW	D139493	3/2011

OTHER PUBLICATIONS

Faulkner, C, "Essential Phone Review", Tech Radar, retrieved on Nov. 25, 2017, Retrieved from the Internet: (URL: <http://www.techradar.com/reviews/essential-phone>).

Schroeder, S, "Sharp Aquos S2 is a Nearly Bezel-Less Phone with Mid-Range Specs," Mashable, dated Aug. 8, 2017, Retrieved from the Internet: (URL: <http://mashable.com/2017/08/08/sharp-aquos-s2/#C05q3N0tzOqV>), 10 Pages.

U.S. Appl. No. 29/838,062, filed May 10, 2022.

* cited by examiner

Primary Examiner — Barbara Fox
Assistant Examiner — Aram Kwon
 (74) *Attorney, Agent, or Firm* — Sterne, Kessler, Goldstein & Fox P.L.L.C.

(57) CLAIM

The ornamental design for a display for an electronic device, as shown and described.

DESCRIPTION

FIG. 1 is a bottom, front and right side perspective view of a display for an electronic device showing the claimed design;

FIG. 2 a bottom, rear and left side perspective view thereof;

FIG. 3 is a front elevation view thereof;

FIG. 4 is a rear elevation view thereof;

FIG. 5 is a left side elevation view thereof;

FIG. 6 is a right side elevation view thereof;

FIG. 7 is a top plan view thereof; and,

FIG. 8 is a bottom plan view thereof.

The broken lines in the figures show portions of the display for an electronic device that form no part of the claimed design.

1 Claim, 6 Drawing Sheets

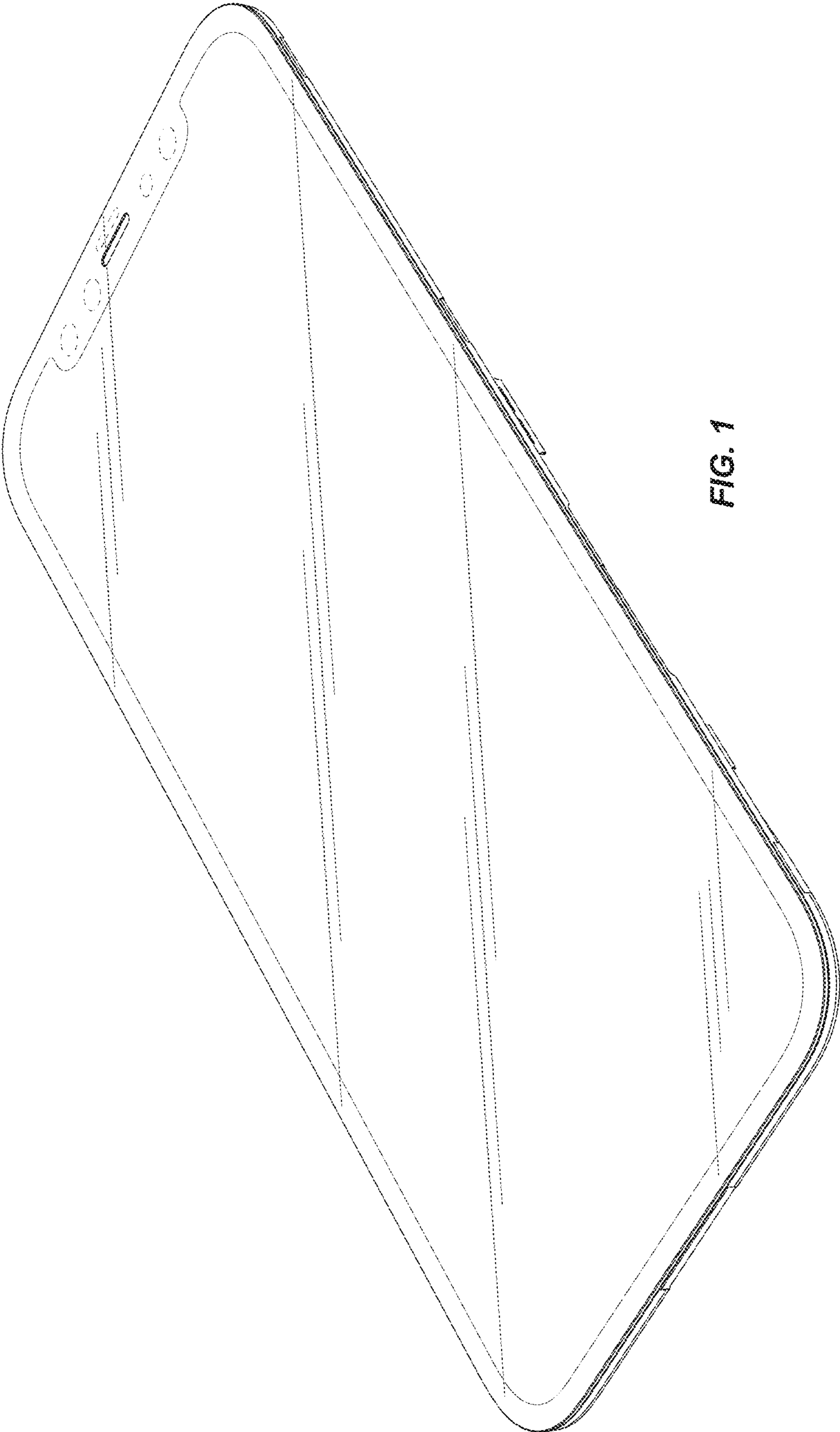


FIG. 1

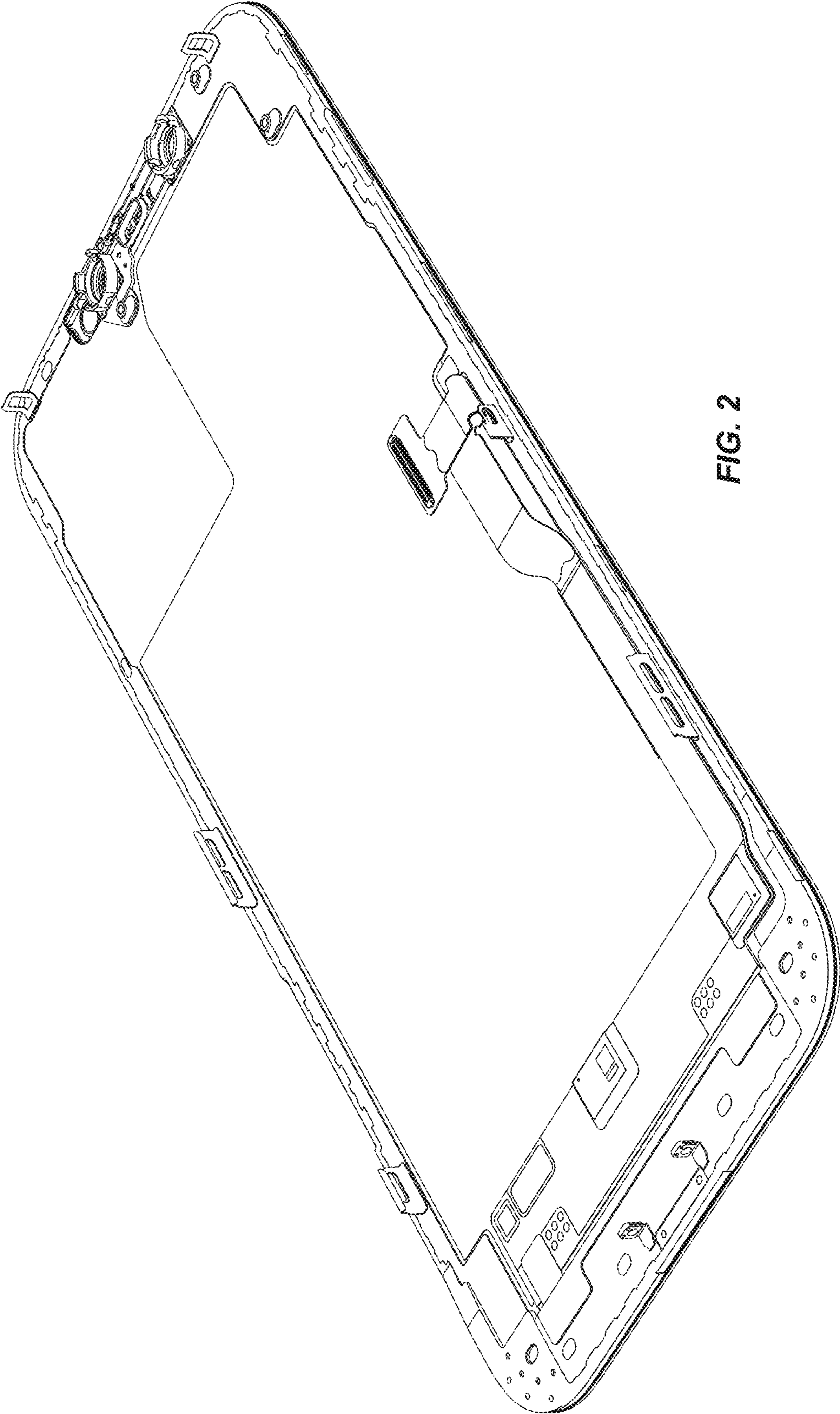


FIG. 2




FIG. 3

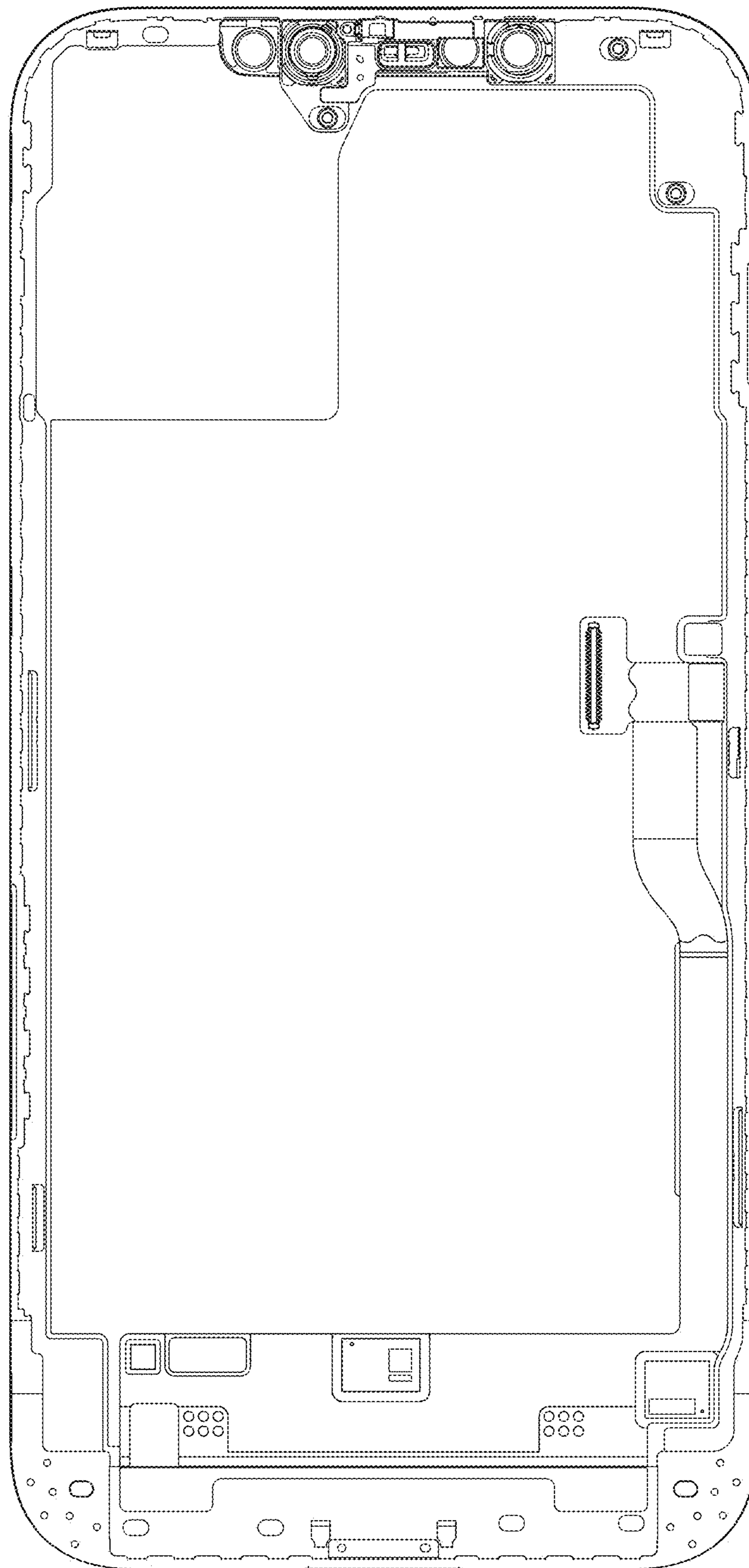


FIG. 4

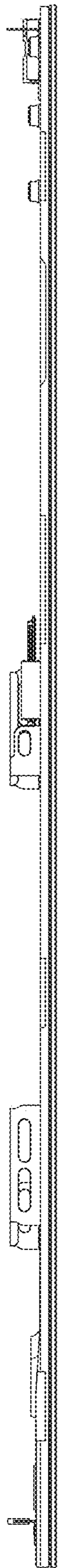


FIG. 5



FIG. 6

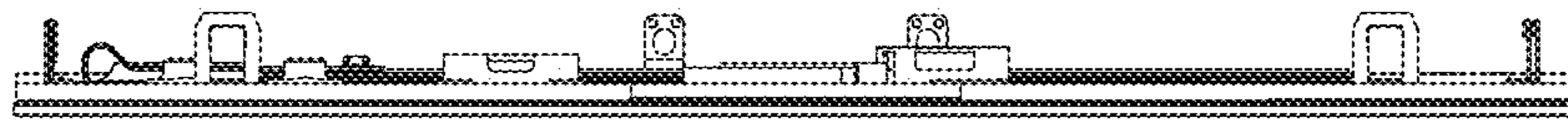


FIG. 7




FIG. 8

UNITED STATES PATENT AND TRADEMARK OFFICE
CERTIFICATE OF CORRECTION

PATENT NO. : D960,166 S
APPLICATION NO. : 29/714467
DATED : August 9, 2022
INVENTOR(S) : Akana et al.

Page 1 of 1

It is certified that error appears in the above-identified patent and that said Letters Patent is hereby corrected as shown below:

On the Title Page

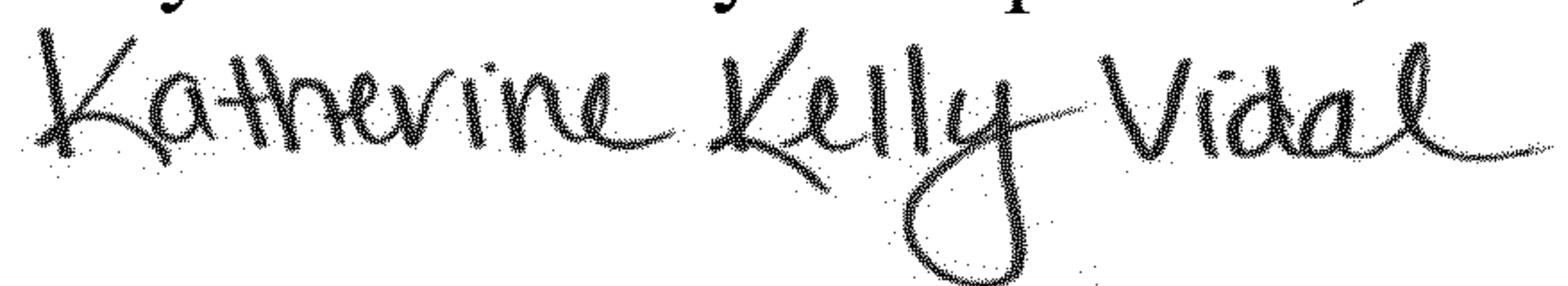
In the Description item (57), replace:

“FIG. 2 a bottom, rear and left side perspective view thereof;”

With:

-- FIG. 2 is a bottom, rear and left side perspective view thereof; --

Signed and Sealed this
Twenty-seventh Day of September, 2022



Katherine Kelly Vidal
Director of the United States Patent and Trademark Office