



US00D960146S

(12) **United States Design Patent**
Song

(10) **Patent No.:** **US D960,146 S**

(45) **Date of Patent:** **** Aug. 9, 2022**

(54) **MOBILE PHONE STAND**

(71) Applicant: **Shenzhen R-JUST Technology Co. Ltd, Shenzhen (CN)**

(72) Inventor: **Fuchuang Song, Shenzhen (CN)**

(73) Assignee: **Shenzhen R-JUST Technology Co. Ltd, Shenzhen (CN)**

(**) Term: **15 Years**

(21) Appl. No.: **29/828,779**

(22) Filed: **Feb. 28, 2022**

(30) **Foreign Application Priority Data**

Nov. 12, 2021 (CN) 202130743247.3

(51) **LOC (13) Cl.** **14-03**

(52) **U.S. Cl.**
USPC **D14/253**

(58) **Field of Classification Search**
USPC D14/250, 251-253, 447; D3/218;
D12/415

CPC H04M 1/04; A45C 2011/002; A45C
2011/003

See application file for complete search history.

(56) **References Cited**

U.S. PATENT DOCUMENTS

- D660,305 S * 5/2012 Ho D14/447
- 8,950,715 B2 * 2/2015 Chiu F16M 13/022
248/205.8
- D737,264 S * 8/2015 Shamsadov D14/251
- D749,083 S * 2/2016 Senoff D14/451
- 9,421,920 B2 * 8/2016 Jang B60R 11/0252
- D765,662 S * 9/2016 Kang D14/251
- D768,635 S * 10/2016 Due D14/432
- D775,619 S * 1/2017 Tien D14/250
- D775,682 S * 1/2017 Ou D16/237

- D782,488 S * 3/2017 Kim D14/447
- D786,235 S * 5/2017 Huotari D14/253
- 9,772,063 B2 * 9/2017 Kilgore F16M 13/005
- D809,449 S * 2/2018 Zhang D12/415
- D811,412 S * 2/2018 McCurdy D14/440
- D826,705 S * 8/2018 Zhou D8/401
- D829,722 S * 10/2018 Kim D14/447
- D833,448 S * 11/2018 Kilkenny D14/447
- 10,117,505 B1 * 11/2018 Alvarez A45F 5/10
- D837,781 S * 1/2019 Ingram D14/250
- D842,851 S * 3/2019 Leitman D14/253
- D844,598 S * 4/2019 Jang D14/251
- 10,278,299 B2 * 4/2019 Kim F16M 13/04
- D850,455 S * 6/2019 Cheng D14/440
- D855,048 S * 7/2019 Kim D14/253
- D857,688 S * 8/2019 Ren D14/253

(Continued)

Primary Examiner — Janice Hallmark

(57) **CLAIM**

The ornamental design for a mobile phone stand, as shown and described.

DESCRIPTION

FIG. 1 is a front and top perspective view of a mobile phone stand, showing my new design;

FIG. 2 is a rear and bottom perspective view thereof;

FIG. 3 is a front elevation view thereof;

FIG. 4 is a rear elevation view thereof;

FIG. 5 is a left side elevation view thereof;

FIG. 6 is a right side elevation view thereof;

FIG. 7 is a top plan view thereof;

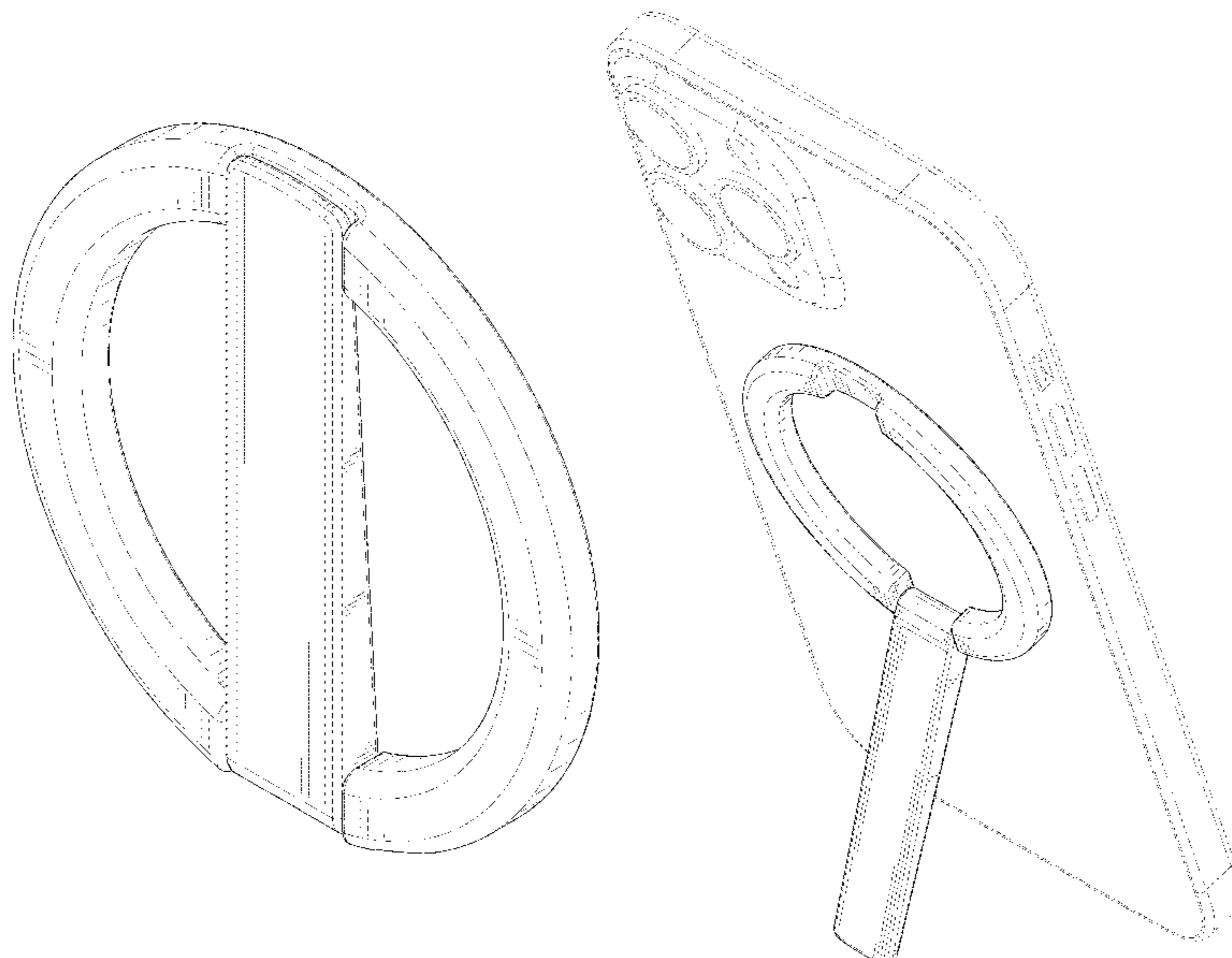
FIG. 8 is a bottom plan view thereof;

FIG. 9 is another perspective view thereof, shown in an alternative position; and,

FIG. 10 is another perspective view thereof, shown in a using position.

The broken lines of a mobile phone in FIG.10 shown in the drawings depict environmental structure that form no part of the claimed design.

1 Claim, 10 Drawing Sheets



(56)

References Cited

U.S. PATENT DOCUMENTS

D859,417 S * 9/2019 Kim D14/447
 D863,280 S * 10/2019 Aloe D14/250
 D866,546 S * 11/2019 Stillwell D14/251
 D871,389 S * 12/2019 Lim D14/447
 D874,454 S * 2/2020 Lederer D14/251
 D885,376 S * 5/2020 He D3/218
 D888,066 S * 6/2020 Wang D14/451
 D896,805 S * 9/2020 Stagge D14/253
 D902,194 S * 11/2020 Gluck D3/249
 D904,386 S * 12/2020 Luo D3/218
 D906,328 S * 12/2020 Kim D14/253
 10,962,169 B1 * 3/2021 White F16M 13/04
 D915,390 S * 4/2021 Lim D14/447
 11,039,679 B2 * 6/2021 Jang A45C 11/00
 D927,477 S * 8/2021 Jordan D14/253
 D931,288 S * 9/2021 Li D14/440
 D931,847 S * 9/2021 Min D14/253

D933,057 S * 10/2021 Kim D14/251
 D933,646 S 10/2021 Liao
 11,265,035 B1 * 3/2022 Zhang F16B 1/00
 D948,497 S * 4/2022 Heroux F16M 11/38
 D14/253
 2013/0170110 A1 * 7/2013 Lee G06F 1/1626
 361/679.01
 2015/0257288 A1 * 9/2015 Livernois H04M 1/04
 248/346.06
 2015/0312389 A1 * 10/2015 Curran H04M 1/0281
 455/575.6
 2016/0076692 A1 * 3/2016 Sun F16M 11/24
 248/461
 2016/0353867 A1 * 12/2016 Due A45F 5/10
 2017/0055660 A1 * 3/2017 Tien A45C 11/00
 2018/0220782 A1 * 8/2018 Mody A45F 5/00
 2021/0116066 A1 * 4/2021 Tsui F16M 11/38
 2022/0117384 A1 * 4/2022 Whitten A45C 9/00

* cited by examiner

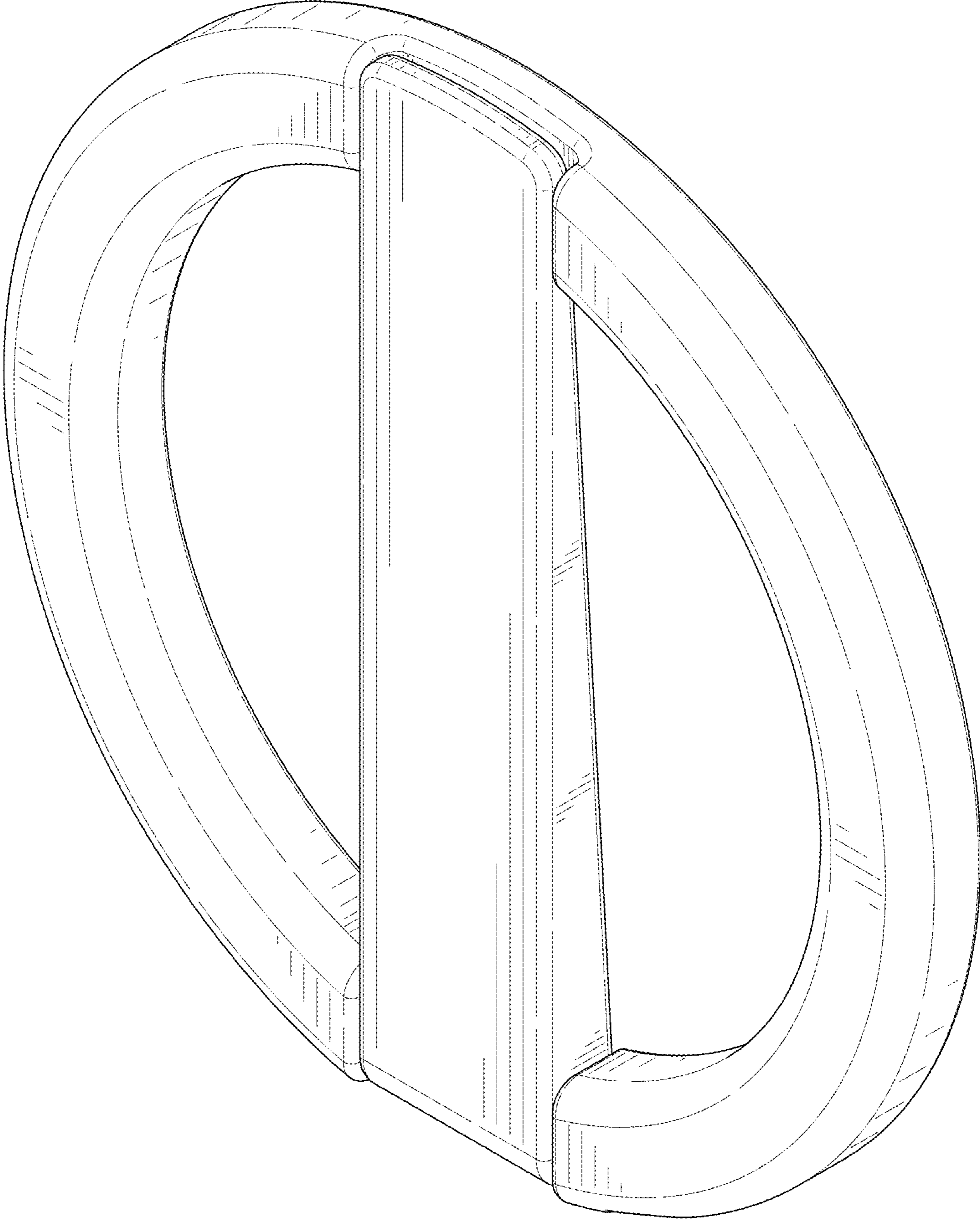


FIG. 1

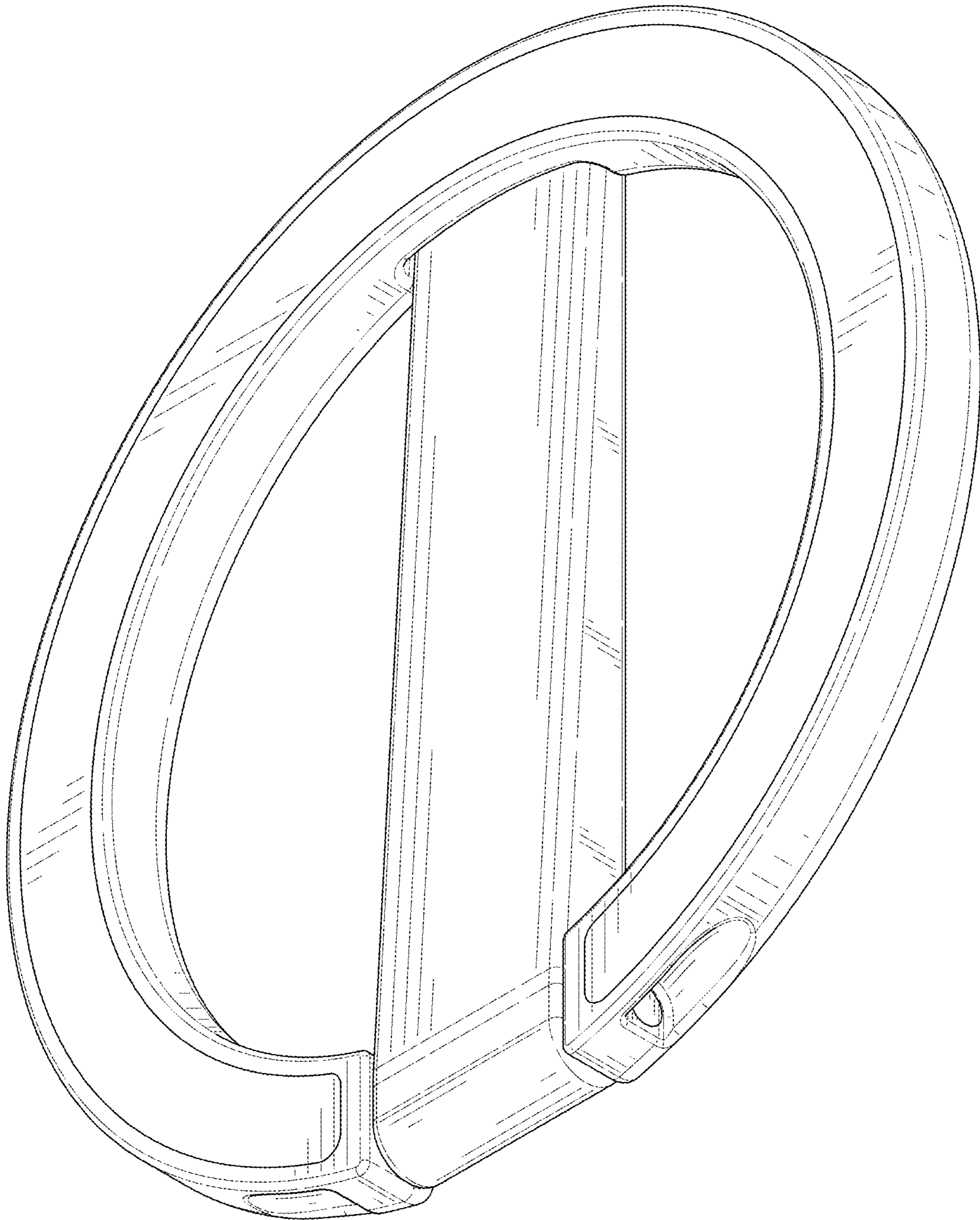


FIG. 2




FIG. 3




FIG. 4




FIG. 5




FIG. 6

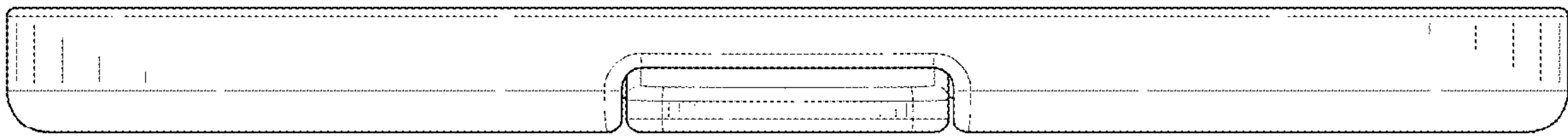


FIG. 7




FIG. 8

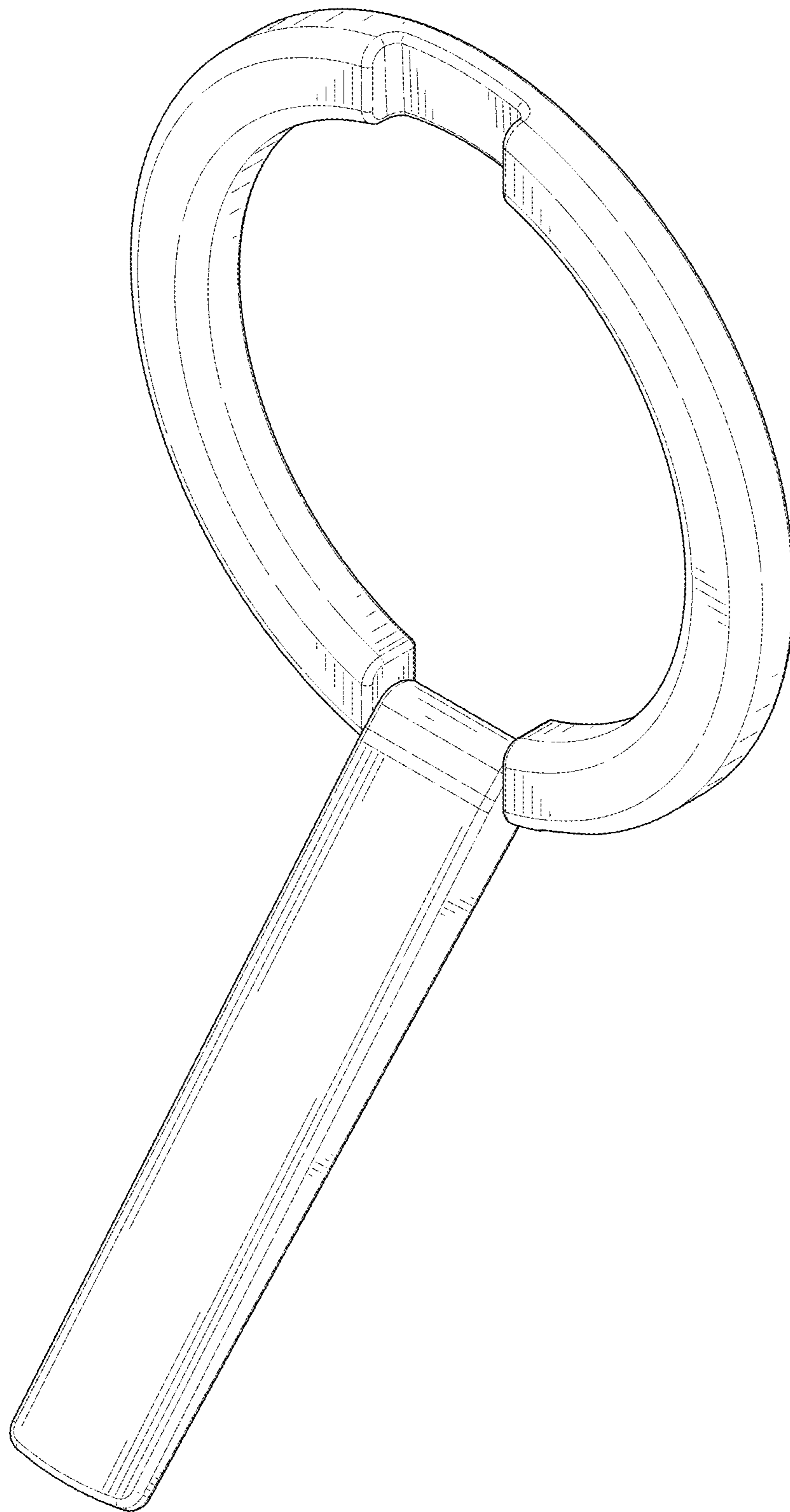


FIG. 9

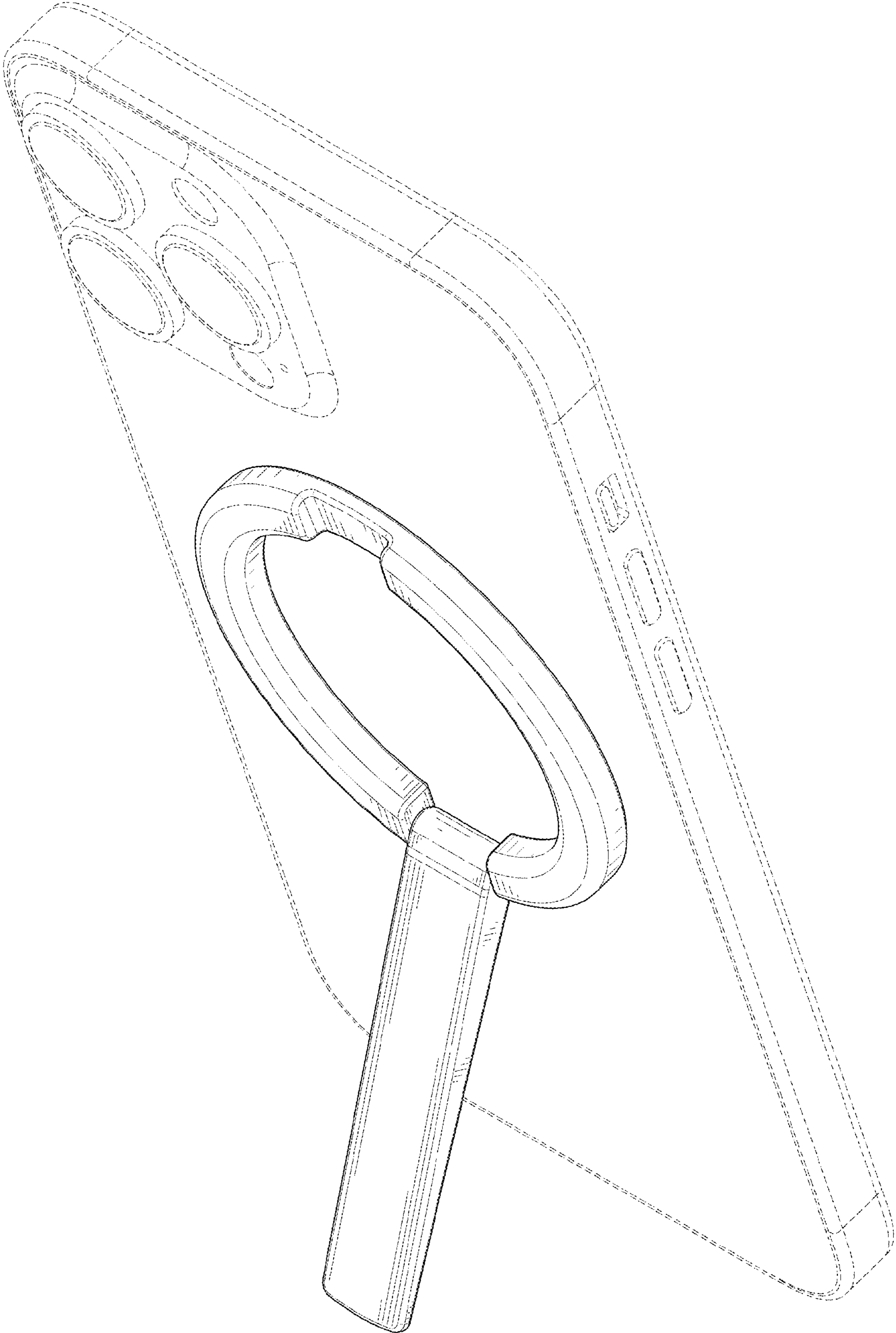


FIG. 10