



US00D960137S

(12) **United States Design Patent**
Kim et al.

(10) **Patent No.:** **US D960,137 S**

(45) **Date of Patent:** **** Aug. 9, 2022**

(54) **TERMINAL FOR NETWORKS**

(71) Applicant: **SAMSUNG ELECTRONICS CO., LTD.**, Suwon-si (KR)

(72) Inventors: **Jinwook Kim**, Suwon-si (KR); **Siyeon Lee**, Suwon-si (KR)

(73) Assignee: **SAMSUNG ELECTRONICS CO., LTD.**, Gyeonggi-Do (KR)

(**) Term: **15 Years**

(21) Appl. No.: **29/768,029**

(22) Filed: **Jan. 27, 2021**

(30) **Foreign Application Priority Data**

Oct. 15, 2020 (KR) 30-2020-0049430

(51) **LOC (13) Cl.** **14-03**

(52) **U.S. Cl.**
USPC **D14/240**

(58) **Field of Classification Search**

USPC D14/240, 242, 357, 358, 140-140.9, 155,
D14/125, 137, 139, 243, 348, 349, 351,
D14/354, 355

CPC H04L 12/00; H03K 17/00; H04W 88/00;
H04W 88/005; H04W 88/02; H04W
88/08; H04W 88/085; H04W 88/10;
H04W 88/12; H04W 88/14; H04B 1/38

See application file for complete search history.

(56) **References Cited**

U.S. PATENT DOCUMENTS

D420,674 S * 2/2000 Powell D14/137
D470,132 S * 2/2003 Smith D14/140.2

D753,644 S * 4/2016 Hsieh D14/314
D756,991 S * 5/2016 Day D14/314
D768,608 S * 10/2016 Moon D14/240
D768,609 S * 10/2016 Moon D14/240
D794,019 S * 8/2017 Kusano D14/496
D821,374 S * 6/2018 Jun D14/242
D831,624 S * 10/2018 Kwon D14/242
D862,438 S * 10/2019 Lee D14/242
D895,592 S * 9/2020 Kwak D14/240
D924,933 S * 7/2021 Kusano D14/496
D931,253 S * 9/2021 Wilberding D14/204

* cited by examiner

Primary Examiner — Bridget L Eland

(74) *Attorney, Agent, or Firm* — Cantor Colburn LLP

(57) **CLAIM**

The ornamental design for a terminal for networks, as shown and described.

DESCRIPTION

FIG. 1 is a front perspective view of a terminal for networks, showing our new design;
FIG. 2 is a front view thereof;
FIG. 3 is a rear view thereof;
FIG. 4 is a left-side view thereof;
FIG. 5 is a right-side view thereof;
FIG. 6 is a top view thereof; and,
FIG. 7 is a bottom view thereof.

The broken lines illustrating portions of the terminal for networks form no part of the claimed design.

1 Claim, 6 Drawing Sheets

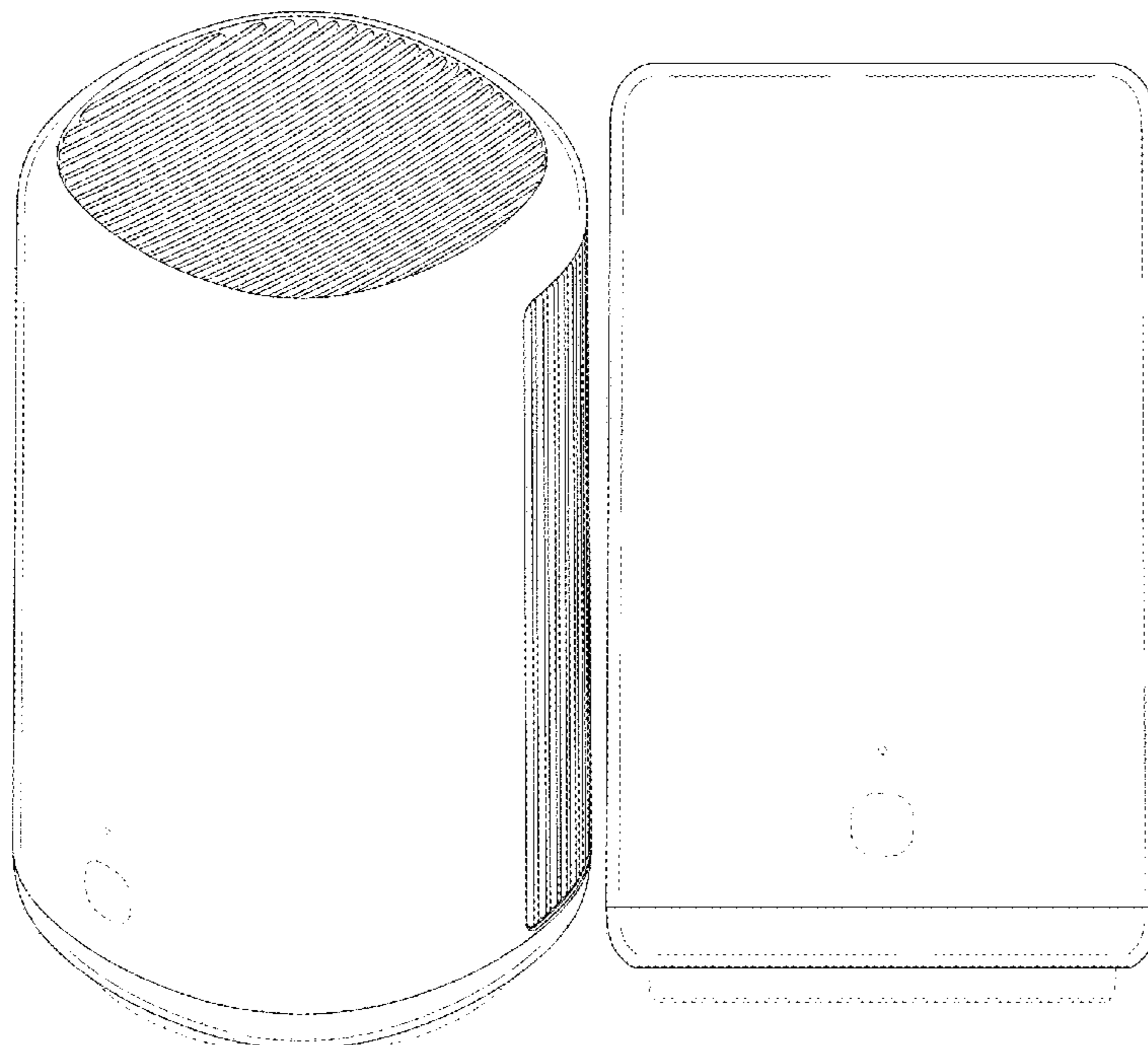


FIG. 1




FIG.2




FIG.3




FIG.4




FIG.5




FIG.6

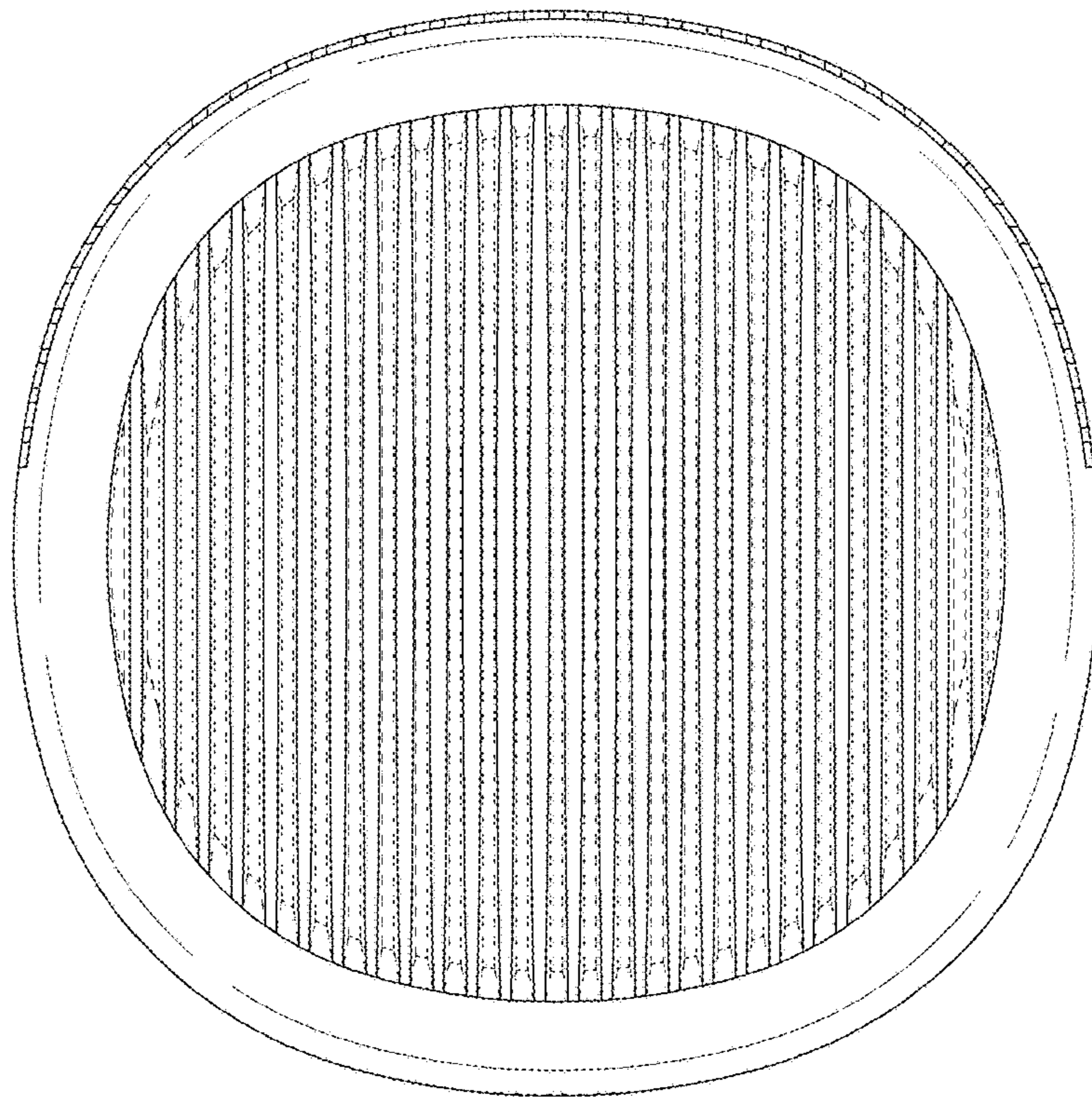


FIG.7

