



US00D960131S

(12) **United States Design Patent**
Zhu

(10) **Patent No.:** **US D960,131 S**

(45) **Date of Patent:** **** Aug. 9, 2022**

(54) **PAIR OF EARPHONES**

(71) Applicant: **Shenghui Zhu**, Shenzhen (CN)

(72) Inventor: **Shenghui Zhu**, Shenzhen (CN)

(**) Term: **15 Years**

(21) Appl. No.: **29/757,788**

(22) Filed: **Nov. 10, 2020**

(51) **LOC (13) Cl.** **14-01**

(52) **U.S. Cl.**
USPC **D14/223**

(58) **Field of Classification Search**
USPC D14/223, 205; D24/174, 106;
128/864–866; 381/380–381, 322, 328
CPC H04R 1/10; H04R 25/00; H04R 1/1066;
H04R 1/1016; H04R 5/033; H04R
5/0335; H04R 1/105; H04R 1/1058;
H04R 1/1091

See application file for complete search history.

(56) **References Cited**

U.S. PATENT DOCUMENTS

- D508,911 S * 8/2005 Sanders D14/223
- D543,968 S * 6/2007 Wong D14/223
- D543,972 S * 6/2007 Taylor D14/223
- 7,356,362 B2 * 4/2008 Chang H04R 1/1033
381/372
- D593,075 S * 5/2009 Williams D14/223
- D645,458 S * 9/2011 Silvestri H04R 1/1016
D14/223
- D655,693 S * 3/2012 Silvestri D14/223
- D698,023 S * 1/2014 Iseberg D24/174
- D715,253 S * 10/2014 Lee D14/205
- D718,286 S * 11/2014 Yang D14/223
- D758,355 S * 6/2016 Lee D14/223
- D763,224 S * 8/2016 Silvestri A61F 11/08
D14/223
- D773,438 S * 12/2016 Walker D14/223
- D777,149 S * 1/2017 Bonahoom D14/223

- D795,225 S * 8/2017 Sumii D14/223
- D803,816 S * 11/2017 Bolster D14/223
- D809,486 S * 2/2018 Arimoto D14/223
- D809,487 S * 2/2018 Lee D14/223
- D816,637 S * 5/2018 Hardi D14/223
- D817,309 S * 5/2018 Czaniecki D14/223
- D845,282 S * 4/2019 Chen D14/223
- D895,577 S * 9/2020 Smith D14/223
- 10,835,145 B1 * 11/2020 Prevoir A61B 5/6817
- D905,664 S * 12/2020 He D14/223
- D905,665 S * 12/2020 Yu H04R 1/1016
D14/223
- D905,667 S * 12/2020 Zhao D14/223
- D909,995 S * 2/2021 Cai D14/223
- D918,180 S * 5/2021 Bailey D14/223
- D920,290 S * 5/2021 Schaal D14/223
- D922,984 S * 6/2021 Li D14/223
- D925,493 S * 7/2021 Kirkpatrick D14/223

(Continued)

FOREIGN PATENT DOCUMENTS

- CN 304414398 * 12/2017
- CN 305868448 * 6/2020

(Continued)

Primary Examiner — Paula Allen Greene

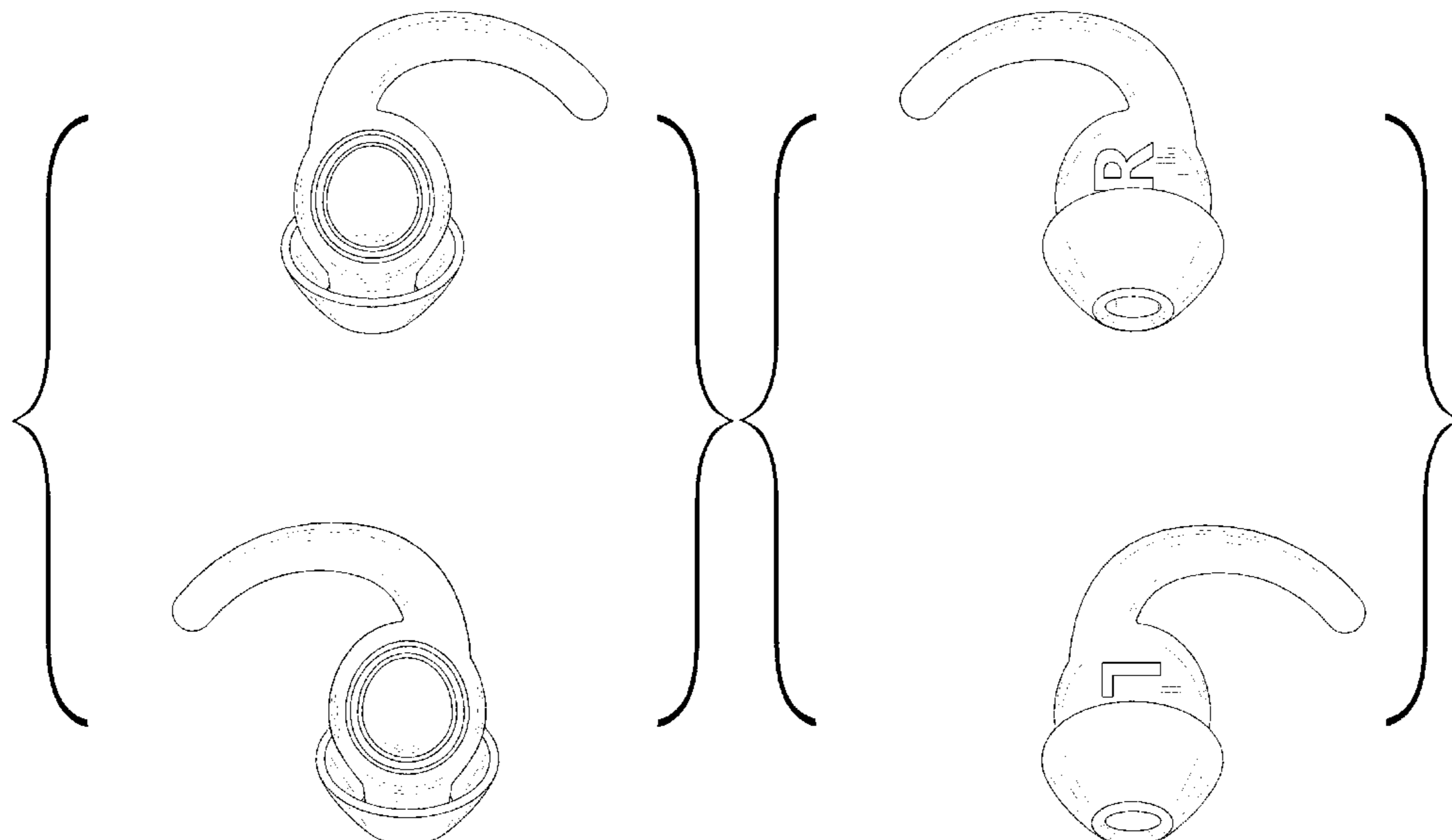
(57) **CLAIM**

The ornamental design for a pair of earphones, as shown and described.

DESCRIPTION

FIG. 1 is a front perspective view of a pair of earphones, showing my new design;
 FIG. 2 is a rear perspective view thereof;
 FIG. 3 is a right side view thereof;
 FIG. 4 is a left side view thereof;
 FIG. 5 is side view thereof;
 FIG. 6 is a front elevation view thereof; and,
 FIG. 7 is a rear elevation view thereof.

1 Claim, 7 Drawing Sheets



(56)

References Cited

U.S. PATENT DOCUMENTS

D946,554	S *	3/2022	Sasaki	D14/223
2008/0152183	A1 *	6/2008	Janik	H04R 1/1066
				381/375
2013/0010997	A1 *	1/2013	Tanaka	A61B 5/6817
				381/380
2014/0138179	A1 *	5/2014	Burton	H04R 1/1016
				181/135
2014/0166389	A1 *	6/2014	Young-Mun	H04R 1/1016
				181/135
2015/0215693	A1 *	7/2015	Sandanger	H04R 1/1083
				381/380
2018/0146280	A1 *	5/2018	Tang	H04R 9/06
2018/0338193	A1 *	11/2018	Wallace	H04R 1/1075
2018/0346678	A1 *	12/2018	Prevoir	C08L 45/00
2019/0231197	A1 *	8/2019	Kirszenblat	H04R 1/1016
2019/0239772	A1 *	8/2019	Grace	A61B 5/6817
2020/0382856	A1 *	12/2020	Liu	H04R 1/2826
2021/0006884	A1 *	1/2021	Jou	H04R 1/1041
2021/0037305	A1 *	2/2021	Guo	H04R 1/1016
2021/0243530	A1 *	8/2021	Ko	H04R 1/1016

FOREIGN PATENT DOCUMENTS

CN	306964241	*	11/2021
CN	307301763	*	4/2022
GB	9005229622-0001	*	4/2018
GB	9008128748-0001	*	8/2020
JP	D1706897	*	1/2022

* cited by examiner

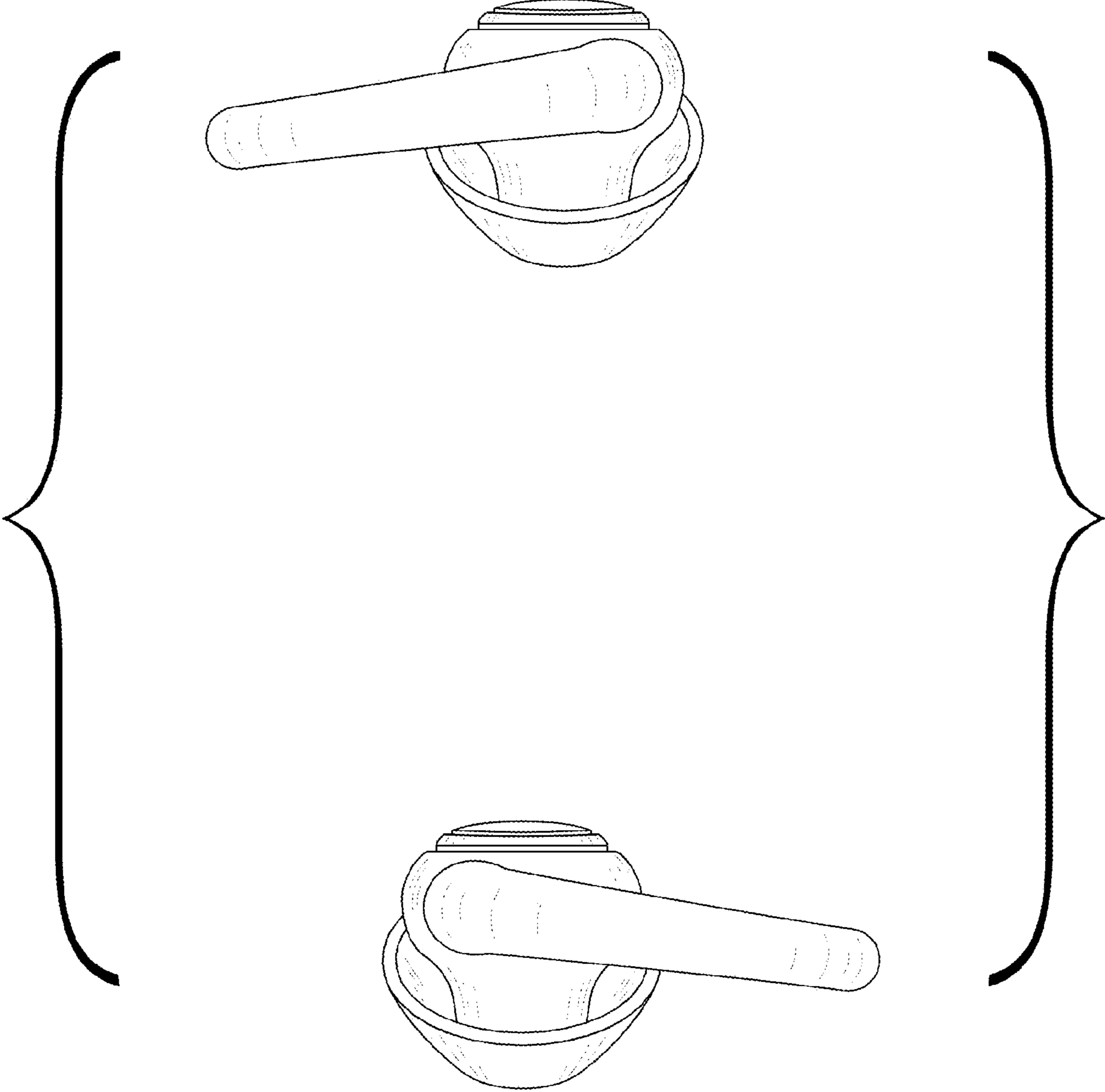


FIG. 1

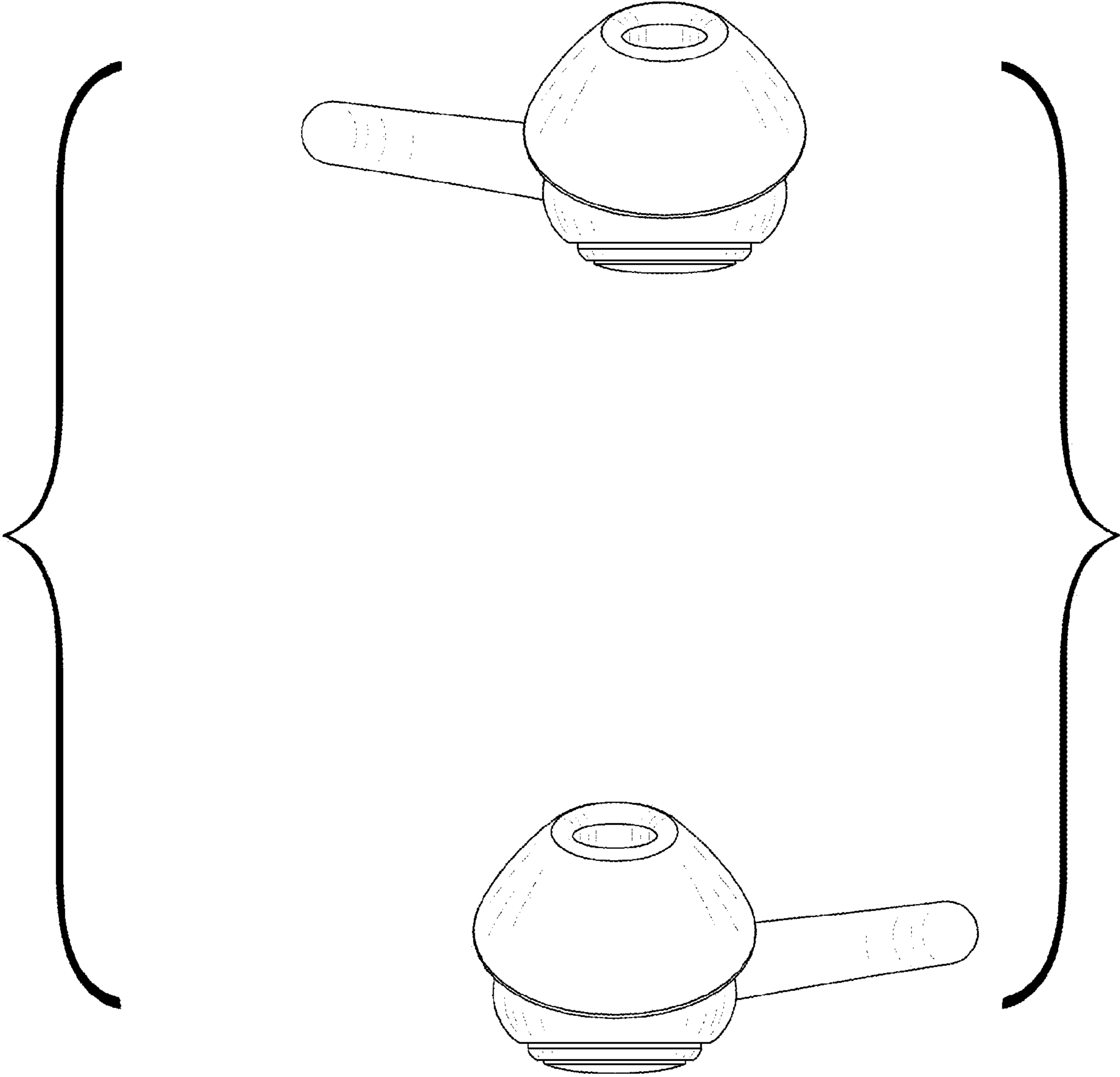


FIG. 2

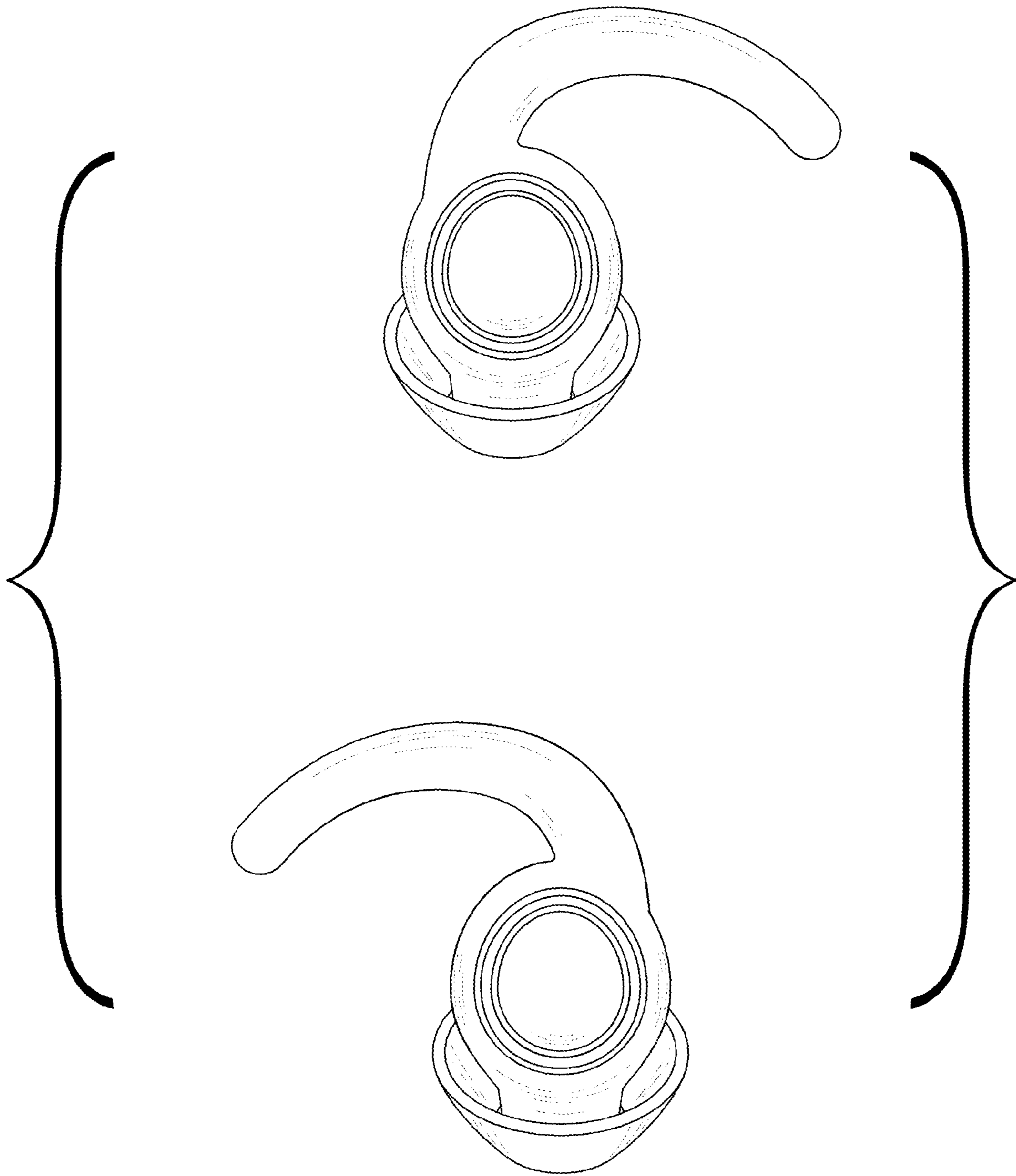


FIG. 3

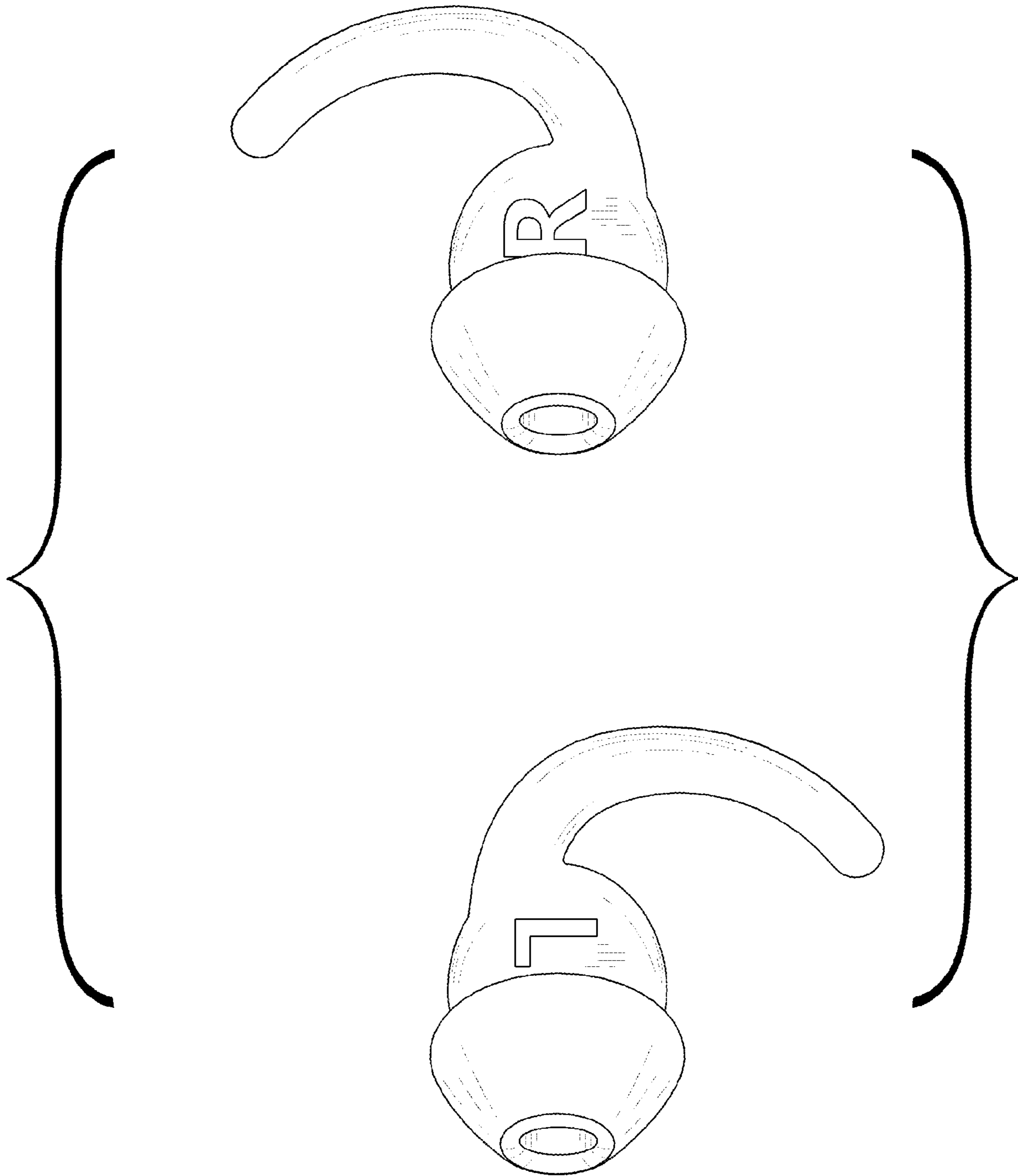


FIG. 4

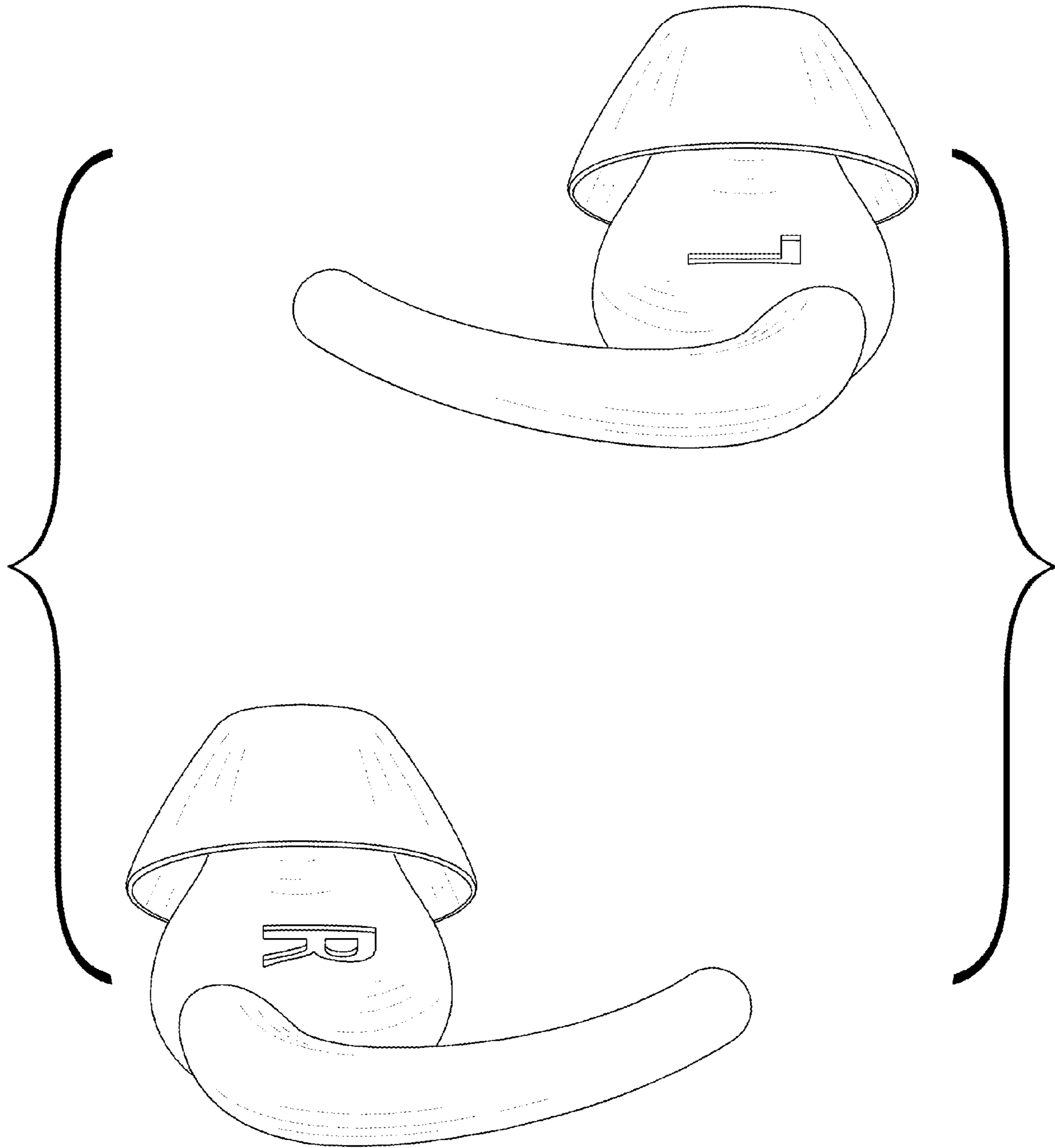


FIG. 5

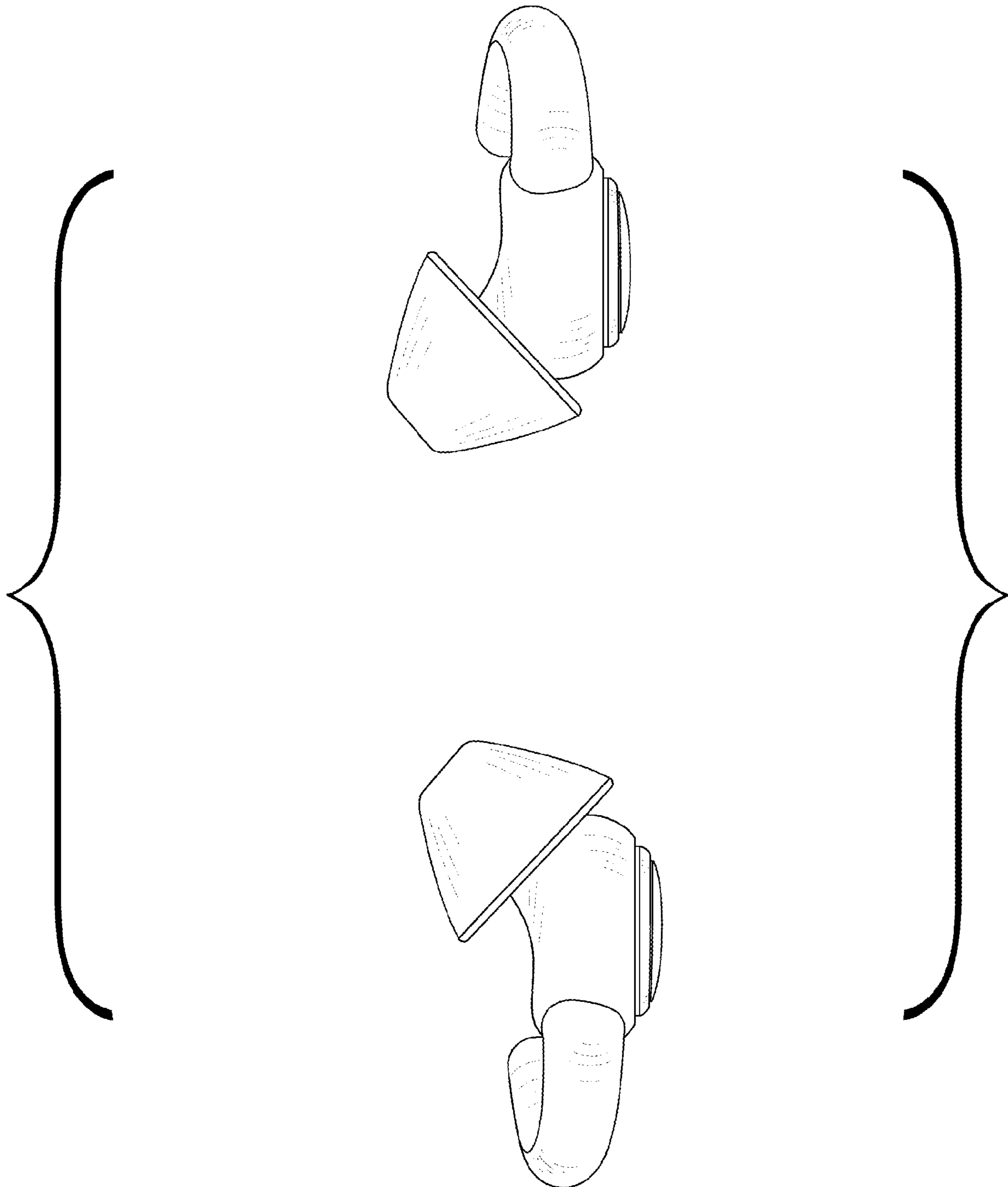


FIG. 6

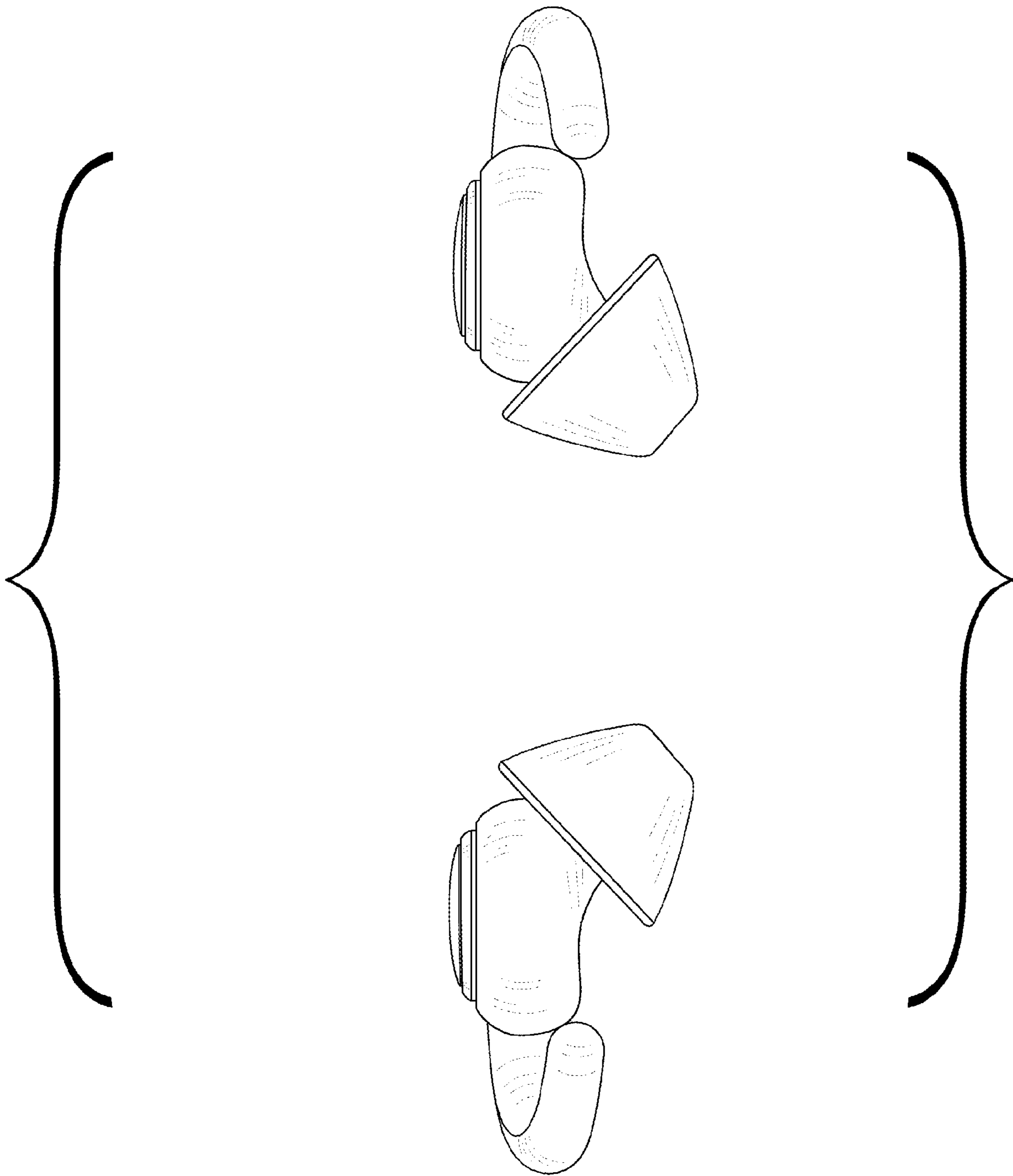


FIG. 7