



US00D960058S

(12) **United States Design Patent** (10) **Patent No.:** **US D960,058 S**
Phan et al. (45) **Date of Patent:** **** Aug. 9, 2022**

(54) **VEHICLE BUMPER**

- (71) Applicant: **PACCAR Inc**, Bellevue, WA (US)
- (72) Inventors: **Austin Hiep Phan**, Denton, TX (US);
Amanda Allison Koh, Seattle, WA (US)
- (73) Assignee: **PACCAR Inc**, Bellevue, WA (US)
- (**) Term: **15 Years**
- (21) Appl. No.: **29/798,383**
- (22) Filed: **Jul. 7, 2021**

Related U.S. Application Data

- (62) Division of application No. 29/722,029, filed on Jan. 24, 2020, now Pat. No. Des. 927,372.
- (51) **LOC (13) Cl.** **12-16**
- (52) **U.S. Cl.**
USPC **D12/169**
- (58) **Field of Classification Search**
USPC D12/164, 181-184, 190, 191, 400
CPC ... B60R 2019/007; B60R 13/04; B60K 11/08;
B62D 25/02; B62D 25/08
See application file for complete search history.

(56) **References Cited**

U.S. PATENT DOCUMENTS

364,072 A	5/1887	Wightman
D307,254 S	4/1990	Koske et al.
D316,241 S	4/1991	Ray
D343,605 S	1/1994	Meryman
D364,371 S	11/1995	Ray et al.
D381,946 S	8/1997	Delashaw et al.
D391,212 S	2/1998	Meryman et al.
D403,636 S	1/1999	Meryman et al.
D411,494 S	6/1999	Meryman et al.
D423,429 S	4/2000	Hickman et al.
D429,669 S	8/2000	Cook et al.
D476,929 S	7/2003	Dozier et al.

(Continued)

OTHER PUBLICATIONS

Bumper Covers. (Design—© Questel) orbit.com. [Online PDF compilation of references] 59 pgs. Print Dates Range Aug. 4, 2021-Nov. 20, 2019 [Retrieved Mar. 22, 2022].*
(Continued)

Primary Examiner — Manpreet S Matharu
Assistant Examiner — Suzanne E Tisdell
(74) *Attorney, Agent, or Firm* — Seed IP Law Group LLP

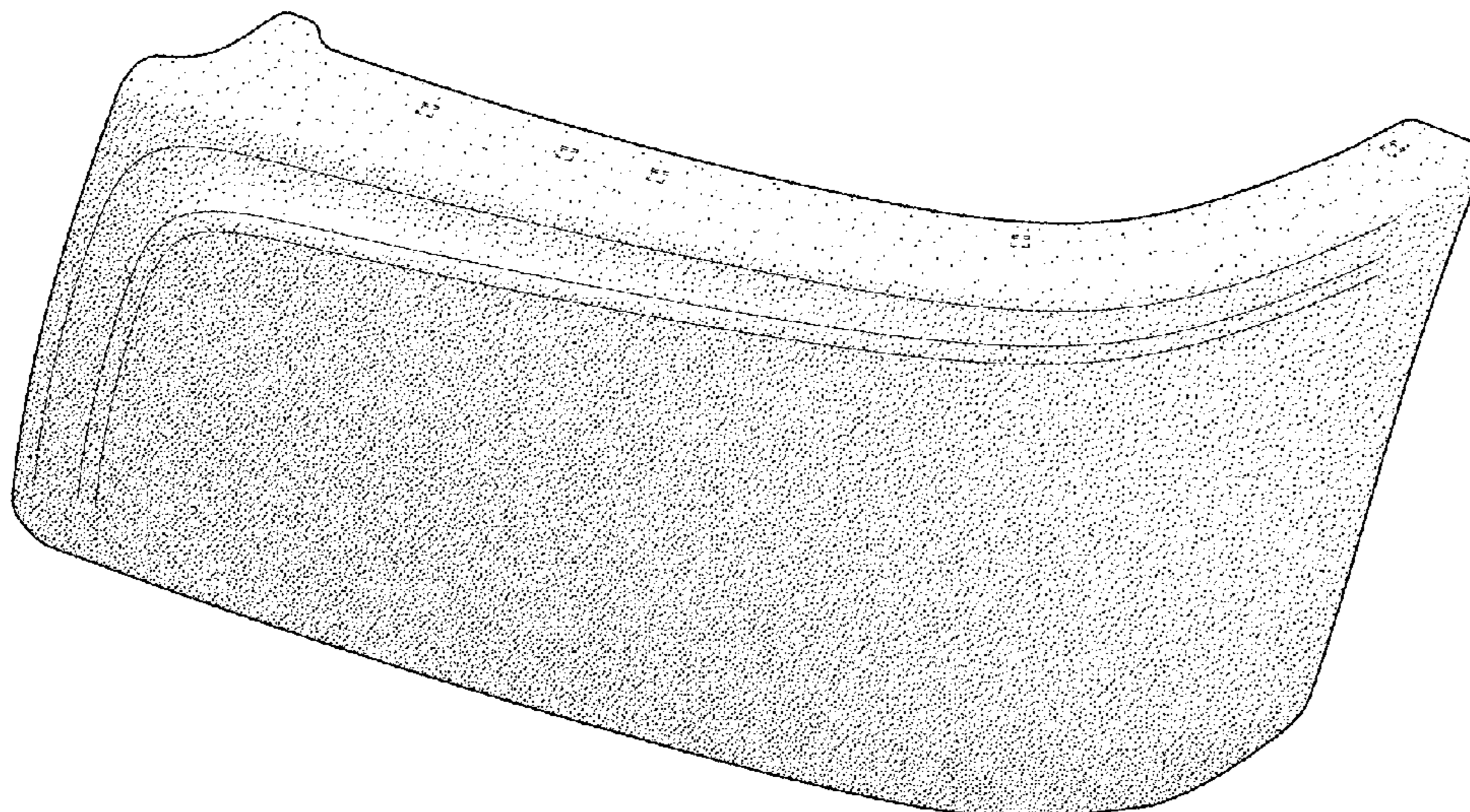
(57) **CLAIM**

The ornamental design for a vehicle bumper, as shown and described.

DESCRIPTION

FIG. 1 is a top isometric view of a vehicle bumper, showing an embodiment of our new design.
FIG. 2 is a front elevational view thereof.
FIG. 3 is a rear elevational view thereof.
FIG. 4 is a right side elevational view thereof.
FIG. 5 is a top plan view thereof.
FIG. 6 is a bottom plan view thereof.
FIG. 7 is a top isometric view of a vehicle bumper, showing another embodiment of our new design, which is a mirror image of the vehicle bumper shown in FIGS. 1-6.
FIG. 8 is a front elevational view thereof.
FIG. 9 is a rear elevational view thereof.
FIG. 10 is a left side elevational view thereof.
FIG. 11 is a top plan view thereof; and,
FIG. 12 is a bottom plan view thereof.
Stippling and tangency lines in the drawings represent the three-dimensional contours of the design, and are not intended to indicate surface decoration. The broken lines shown in the drawings depict portions of the vehicle bumper that form no part of the claimed design.

1 Claim, 8 Drawing Sheets



(56)

References Cited

U.S. PATENT DOCUMENTS

D482,302 S 11/2003 Dozier et al.
 D504,850 S 5/2005 Gunter et al.
 D518,424 S 4/2006 Clark et al.
 D519,067 S 4/2006 Steere et al.
 D519,068 S 4/2006 Clark et al.
 D519,069 S 4/2006 Clark et al.
 D530,653 S 10/2006 Angelo et al.
 D531,940 S 11/2006 McCuller et al.
 D540,722 S 4/2007 Angelo et al.
 D545,248 S 6/2007 Angelo et al.
 D563,840 S 3/2008 Simons et al.
 D565,484 S 4/2008 Johnson et al.
 D584,664 S 1/2009 Johnson et al.
 D584,665 S 1/2009 Johnson et al.
 D621,752 S 8/2010 Angelo et al.
 D633,419 S 3/2011 Peltola et al.
 D647,013 S 10/2011 Ito et al.
 D653,999 S 2/2012 Peltola et al.
 D684,508 S 6/2013 Peltola et al.
 D686,545 S 7/2013 Peltola et al.
 D702,162 S 4/2014 Heilaneh et al.
 D704,107 S 5/2014 Peltola et al.
 D709,807 S 7/2014 Heilaneh et al.
 D710,767 S 8/2014 Heilaneh et al.
 D725,008 S 3/2015 Peltola et al.
 D728,239 S 5/2015 Sanz et al.
 D740,730 S 10/2015 Peltola et al.
 D763,745 S 8/2016 Lee, IV et al.
 9,637,185 B2 5/2017 Kishima et al.
 10,118,648 B2 11/2018 Hallik et al.
 10,245,932 B1 4/2019 Suzuki
 10,252,753 B2 4/2019 Johnson
 D848,911 S 5/2019 De Leon
 10,300,958 B2 5/2019 Kato et al.
 D853,905 S * 7/2019 Betancourt D12/169
 D855,528 S 8/2019 Re
 D865,588 S 11/2019 Hong et al.
 D867,234 S 11/2019 Peplowski
 D869,355 S * 12/2019 Dewitt D12/169
 D871,259 S 12/2019 Yamashita
 D871,279 S 12/2019 Tonello et al.
 D875,607 S 2/2020 Iida et al.
 D877,658 S 3/2020 Burki
 D880,028 S * 3/2020 Tomasson D26/28
 D882,468 S 4/2020 Sperling et al.
 D885,266 S 5/2020 Kezha
 D887,327 S 6/2020 Zurian
 D887,915 S 6/2020 Davidson
 D890,043 S 7/2020 Choi et al.
 D891,107 S 7/2020 Paik et al.
 D891,320 S * 7/2020 Metros D12/169
 D896,712 S 9/2020 Lu et al.
 D897,199 S 9/2020 Armistead et al.
 D901,343 S * 11/2020 Bucher D12/169
 D902,800 S * 11/2020 Gay D12/169
 D904,943 S * 12/2020 Wraith D12/169
 D920,192 S * 5/2021 Ruiz D12/169
 D924,751 S * 7/2021 Kaoud D12/169
 D930,521 S * 9/2021 Choi D12/169
 D931,176 S * 9/2021 Choi D12/196
 D937,151 S * 11/2021 Wraith D12/169
 D937,156 S * 11/2021 Kaoud D12/169

OTHER PUBLICATIONS

Bumper End Cap Range Rover Classic. 1995. Rover Parts. <https://www.roverparts.com/body-chassis/bumpers/NTC5232G/>.
 Rear Bumper End Plate Corner Cap Trim Fit for Toyota Hilux Vigo. May 28, 2020. Amazon. <https://www.amazon.com/beler-Bumper-2004-2015-52163-0K010-52164-0K010/dp/B08999R2TS>.
 Rear Bumper Left End Cap Cover Corner Trim. 2018. Pacific Motors, <https://www.pacificmotors.com/auto-parts-shop/mercedes/mercedes-w463-g-class-90-18/rear-bumper-left-end-cap-cover-corner-trim-4638850903-mercedes-g63-w463-2013-18/>.

“T800,” Kenworth Truck Company, 2002, 32-page brochure.
 “T800,” Kenworth Truck Company, 2003, 32-page brochure.
 “T800,” Kenworth Truck Company, 2005, 28-page brochure.
 “T800,” Kenworth Truck Company, 2009, 28-page brochure.
 “T800B,” Kenworth Truck Company, 1993, 8-page brochure.
 Peterbilt Motors Company, “The Working Class,” Sep. 1976, 6-page brochure.
 “The World’s Best,” Kenworth Truck Company, 1992, 12-page brochure.
 “W900,” Kenworth Truck Company, 1996, 7-page brochure.
 “W900,” Kenworth Truck Company, 2002, 32-page brochure.
 “W900,” Kenworth Truck Company, 2005, 32-page brochure.
 “W900,” Kenworth Truck Company, 2009, 28-page brochure.
 Kenworth Truck Company, “W900L AeroCab,” 1994, 2-page brochure.
 Kenworth Truck Company, “AeroCab,” 1993, 6-page brochure.
 “AeroCab,” Kenworth Truck Company, as early as 1995, 3-page brochure.
 “C500B,” Kenworth Truck Company, as early as 1990, 4-page brochure.
 Peterbilt Motors Company, “Class Pays, Medium Duty,” Sep. 2000, 12-page brochure.
 “Class Pays, Truck Models,” Peterbilt Motors Company, Mar. 2005, 24-page brochure.
 “Class Pays,” Peterbilt Motors Company, Nov. 1998, 10-page brochure.
 Peterbilt Motors Company, “Class Pays,” Sep. 1997, 10-page brochure.
 “Class Pays, Construction Trucks,” Peterbilt Motors Company, Nov. 2003, 16-page brochure.
 “Kenworth Truck Models,” Kenworth Truck Company, 2010, 16-page brochure.
 Peterbilt Motors Company, “Model 330,” Oct. 1997, 3-page brochure.
 Peterbilt Motors Company, “Model 379,” Apr. 2005, 2-page brochure.
 Peterbilt Motors Company, “Model 379,” Mar. 1996, 5-page brochure.
 Peterbilt Motors Company, “Rest with Class,” Apr. 1978, 4-page brochure.
 “T1 70 Class 5,” Kenworth Truck Company, 2008, 4-page brochure.
 “T270 Class 6 and T370 Class 7,” Kenworth Truck Company, 2008, 6-page brochure.
 “T270 Class 6 and T370 Class 7,” Kenworth Truck Company, 2009, 6-page brochure.
 “T270 Class 6 and T370 Class 7 Hybrid,” Kenworth Truck Company, 2009, 6-page brochure.
 “T680,” Kenworth Truck Company, 2013, 34-page brochure.
 “T680,” Kenworth Truck Company, 2016, 34-page brochure.
 “T880,” Kenworth Truck Company, 2017, 32-page brochure.
 “Model 579,” Peterbilt Motors Company, Oct. 2013, 13-page brochure.
 “Medium Duty,” Peterbilt Motors Company, 2013, 9-page brochure.
 “On-Highway,” Peterbilt Motors Company, 2013, 13-page brochure.
 “Vocational,” Peterbilt Motors Company, 2013, 11-page brochure.
 “T440,” Kenworth Truck Company, 2010, 6-page brochure.
 “T470,” Kenworth Truck Company, 2010, 6-page brochure.
 “T470H,” Kenworth Truck Company, 2009, 2-page brochure.
 “Model 220,” Peterbilt Motors Company, 2019, 2-page brochure.
 “220EV,” Peterbilt Motors Company, 2020, 5-page brochure.
 “Model 337,” Peterbilt Motors Company, 2020, 2-page brochure.
 “Model 389,” Peterbilt Motors Company, 2019, 2-page brochure.
 “Model 348,” Peterbilt Motors Company, 2019, 2-page brochure.
 “Model 520,” Peterbilt Motors Company, 2019, 2-page brochure.
 “Model 567,” Peterbilt Motors Company, 2020, 16-page brochure.
 “567 Heritage,” Peterbilt Motors Company, 2017, 2-page brochure.
 “Model 579,” Peterbilt Motors Company, 2019, 28-page brochure.
 “C500,” Kenworth Truck Company, 2012, 2-page brochure.
 “T680,” Kenworth Truck Company, 2019, 40-page brochure.
 “T800,” Kenworth Truck Company, 2012, 28-page brochure.
 “T440/T470,” Kenworth Truck Company, 2015, 8-page brochure.

(56)

References Cited

OTHER PUBLICATIONS

“K270E/K370E,” Kenworth Truck Company, 2020, 4-page brochure.

“T270/T370,” Kenworth Truck Company, 2019, 16-page brochure.

“K270/K370,” Kenworth Truck Company, 2014, 12-page brochure.

“W990,” Kenworth Truck Company, 2018, 32-page brochure.

“T880,” Kenworth Truck Company, 2019, 36-page brochure.

“Model 367,” Peterbilt Motors Company, <https://www.peterbilt.com/trucks/vocationalmodel-367>, retrieved Nov. 20, 2020, 12 pages.

“Model 365,” Peterbilt Motors Company, <https://www.peterbilt.com/trucks/vocationalmodel-365>, retrieved Nov. 20, 2020, 11 Pages.

“Model 325,” Peterbilt Motors Company, <https://www.peterbilt.com/trucks/medium-dutyvhnodel-325>, retrieved Nov. 20, 2020, 12 pages.

* cited by examiner

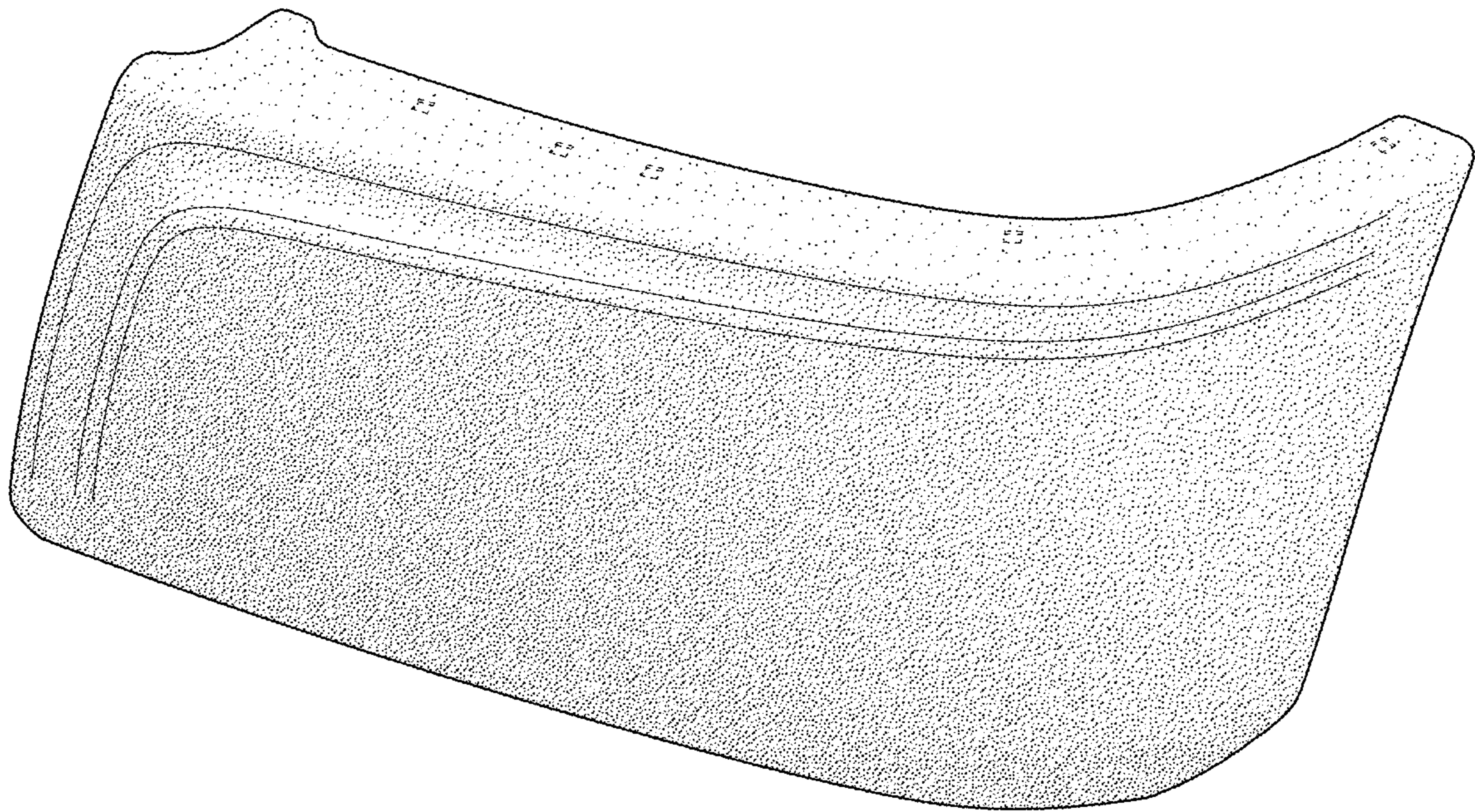


FIG. 1




FIG. 2




FIG. 3

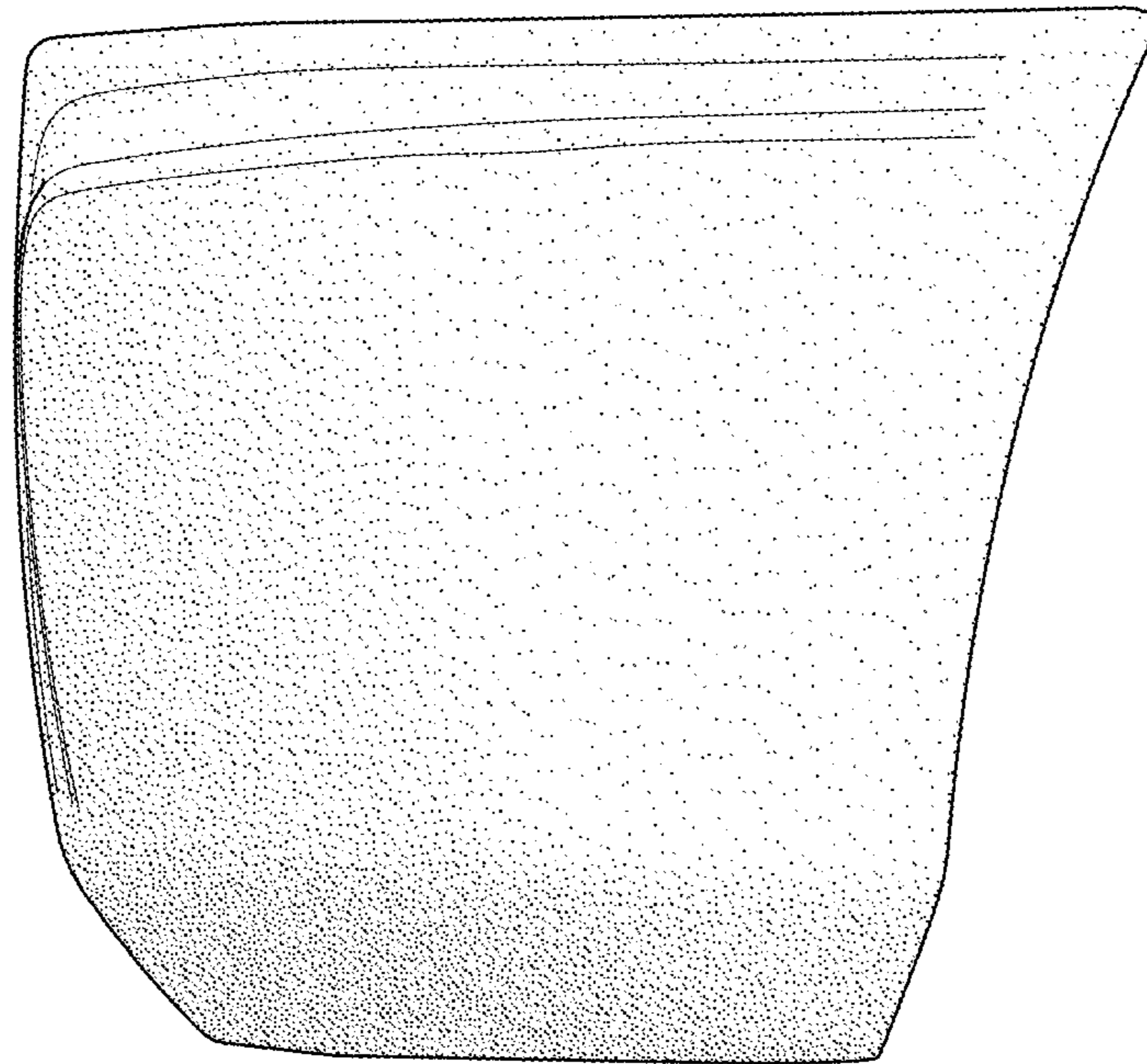


FIG. 4

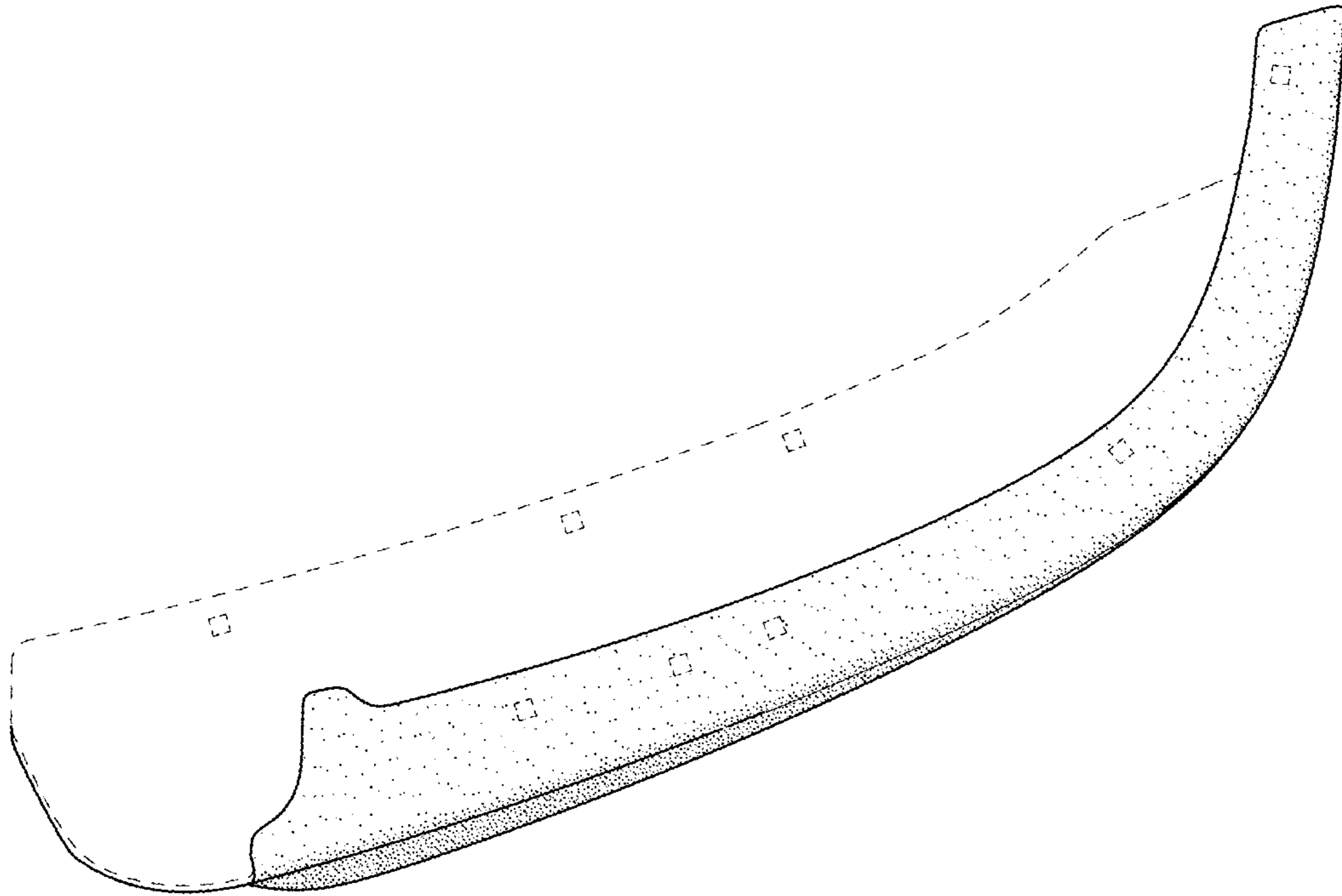


FIG. 5

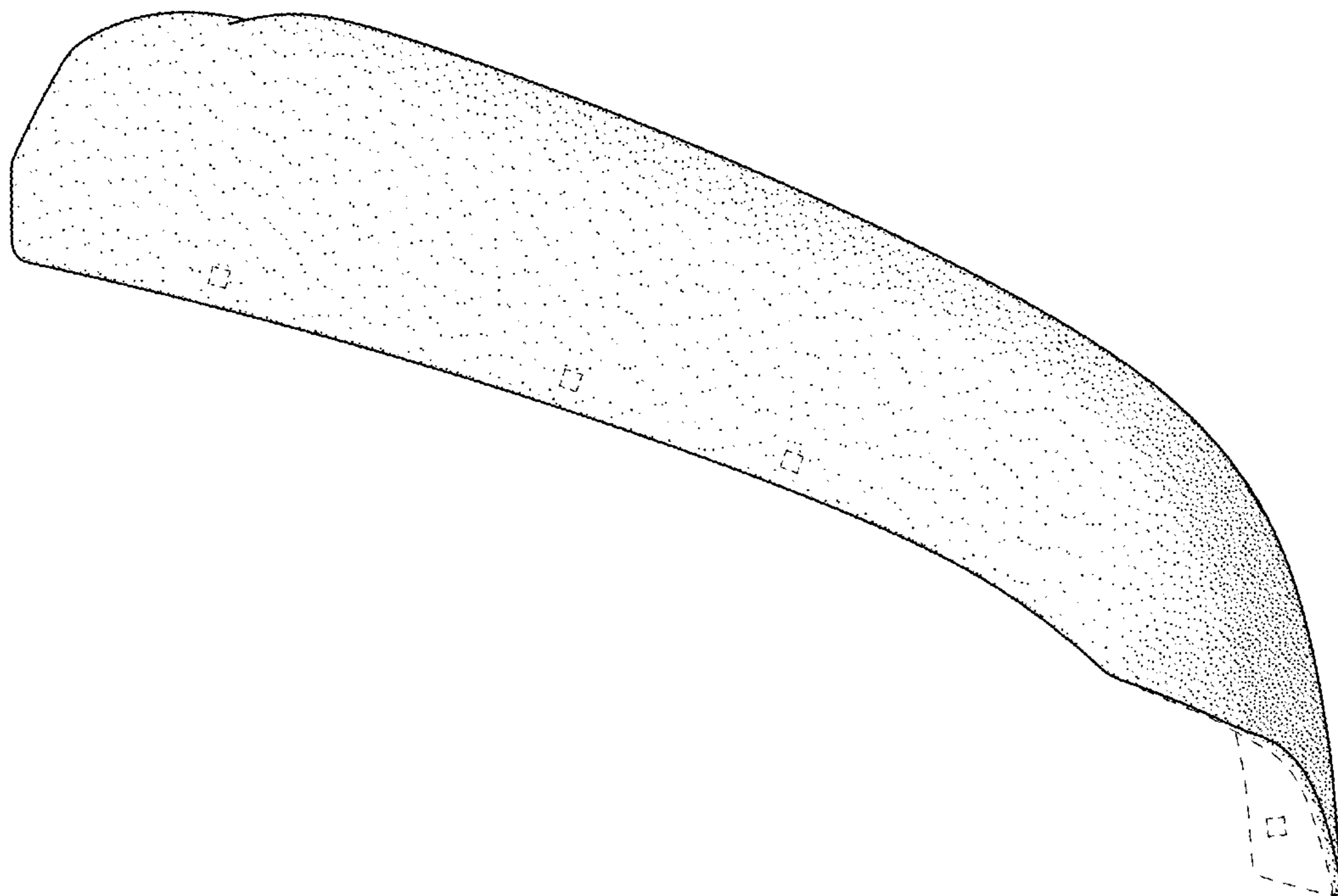


FIG. 6

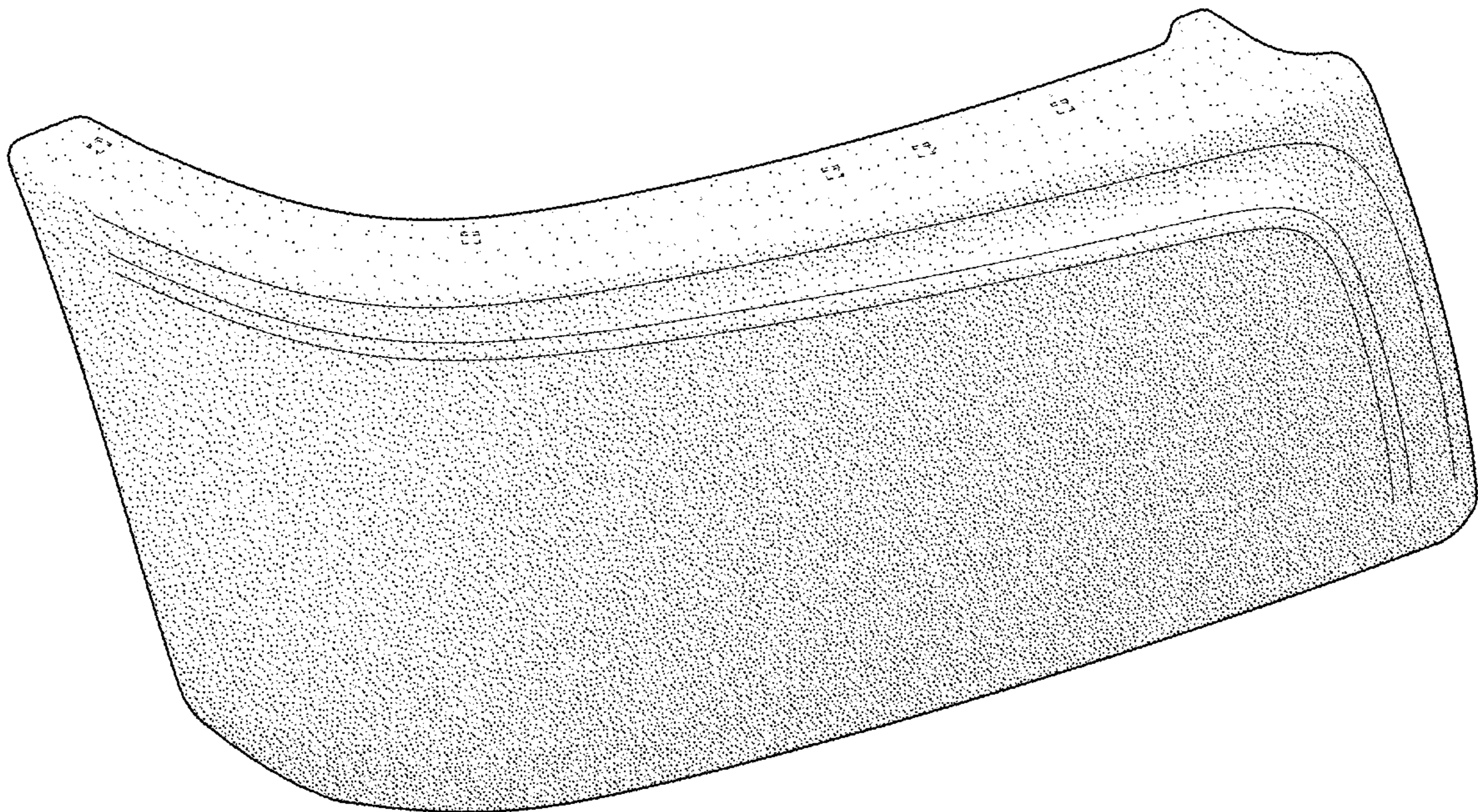


FIG. 7




FIG. 8




FIG. 9

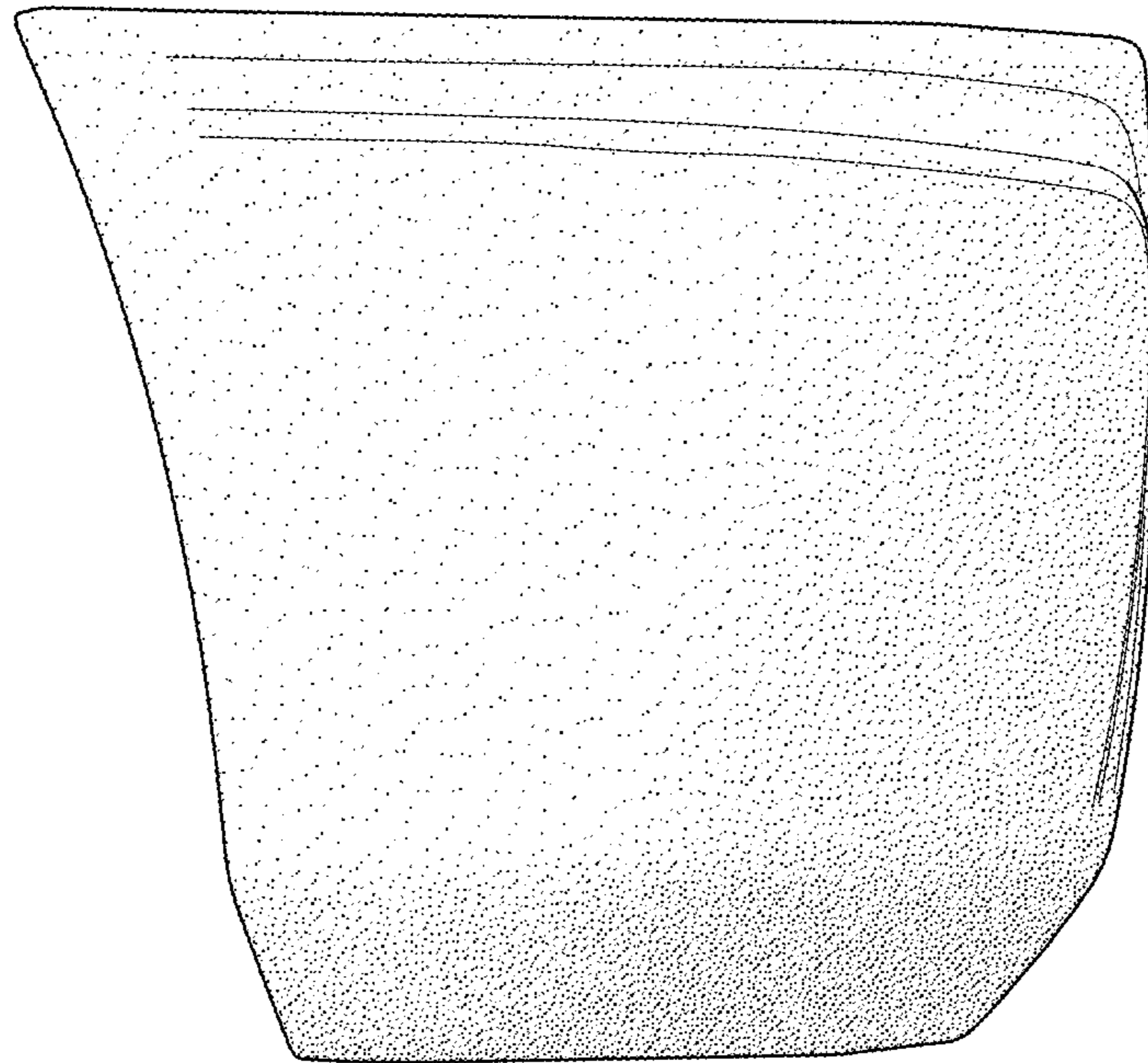


FIG. 10

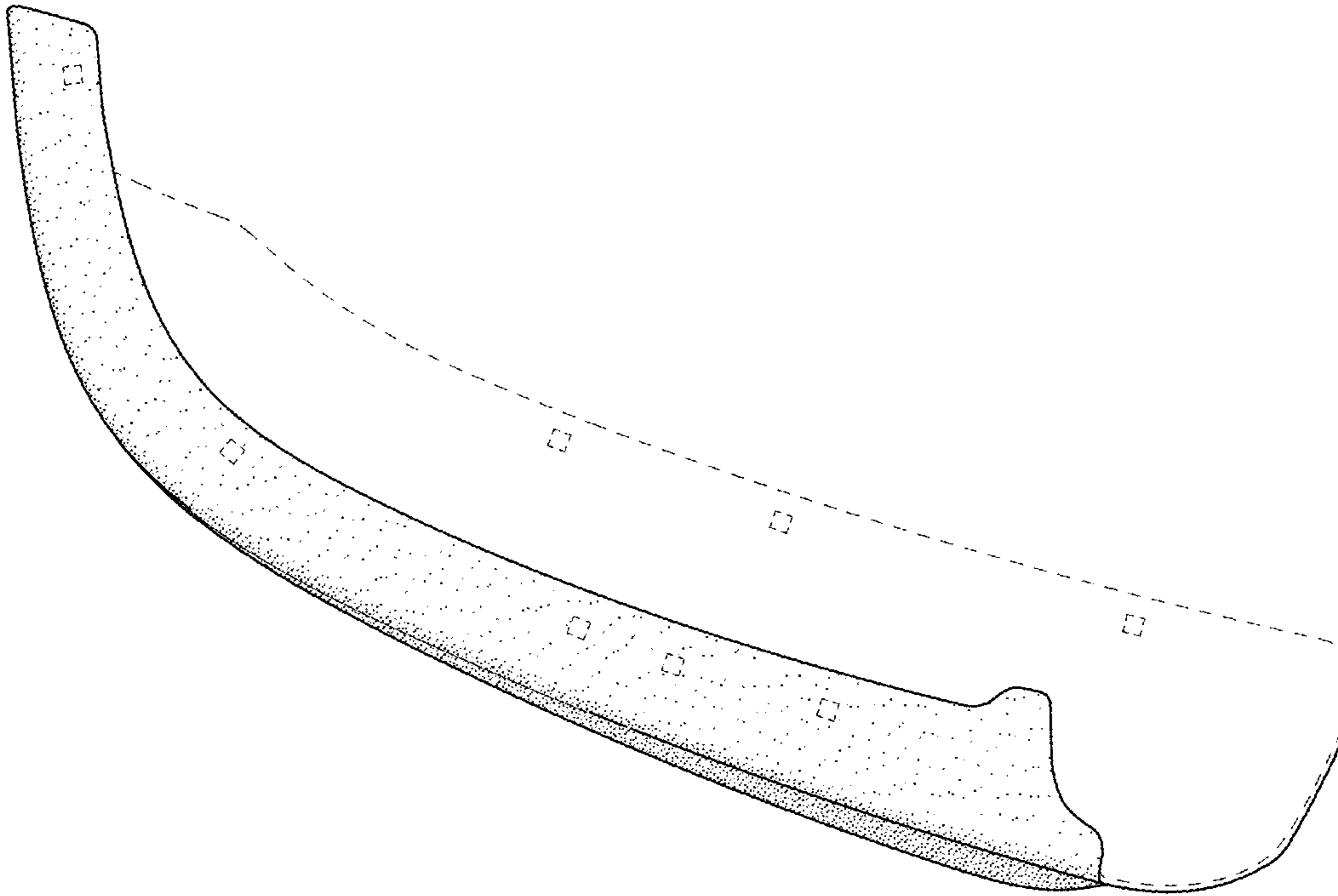


FIG. 11

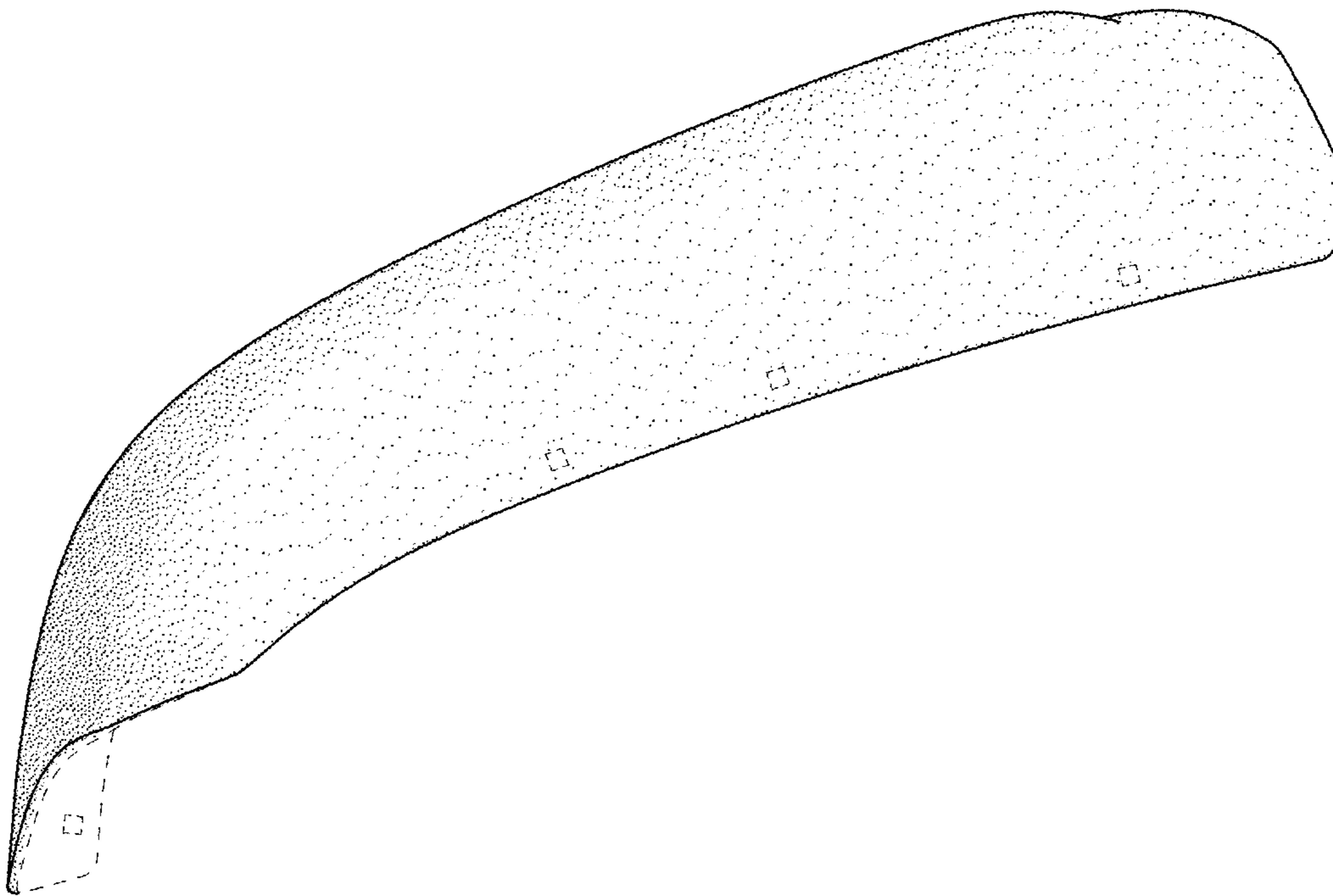


FIG. 12