



US00D960045S

(12) **United States Design Patent** (10) **Patent No.:** **US D960,045 S**
De Fabribeckers (45) **Date of Patent:** **** Aug. 9, 2022**

(54) **AUTOMOBILE**
(71) Applicant: **CARROZZERIA TOURING SUPERLEGGERA S.R.L., Milan (IT)**
(72) Inventor: **Louis De Fabribeckers, Milan (IT)**
(73) Assignee: **CARROZZERIA TOURING SUPERLEGGERA S.R.L., Milan (IT)**
(**) Term: **15 Years**
(21) Appl. No.: **29/760,728**
(22) Filed: **Dec. 3, 2020**
(30) **Foreign Application Priority Data**

Aug. 11, 2020 (EM) 008099493-0003
Aug. 11, 2020 (EM) 008099493-0004

(51) **LOC (13) Cl.** **12-08**
(52) **U.S. Cl.**
USPC **D12/88**

(58) **Field of Classification Search**
USPC D12/86, 88, 90-92, 164; D21/424, 433, D21/434, 533; 296/181.1-181.5, 183.1
CPC B62D 25/00; B62D 33/00; B62D 35/00; B62D 25/06
See application file for complete search history.

(56) **References Cited**
U.S. PATENT DOCUMENTS

D727,212 S * 4/2015 Menegon D12/92
D741,753 S * 10/2015 Perini D12/92
D745,439 S * 12/2015 Manzoni D12/92
D753,548 S * 4/2016 Gilles D12/92
D753,549 S * 4/2016 Manzoni D12/88
D755,674 S * 5/2016 Perini D12/92
D767,446 S * 9/2016 Stephenson D12/88
D768,035 S * 10/2016 Goto D12/88
D769,152 S * 10/2016 Perini D12/88

D774,415 S * 12/2016 Menegon D12/88
D780,063 S * 2/2017 Stephenson D12/88
D781,747 S * 3/2017 Stephenson D12/88
D781,748 S * 3/2017 Manzoni D12/88
D781,749 S * 3/2017 Perini D12/88
D788,642 S * 6/2017 Manzoni D12/88
D801,227 S * 10/2017 Stephenson D12/88
D820,166 S * 6/2018 Borkert D12/92
D826,089 S * 8/2018 Lesnik D12/88
D830,902 S * 10/2018 Manzoni D12/88
D833,911 S * 11/2018 Borkert D12/88
D834,998 S * 12/2018 Manzoni D12/88
D837,097 S * 1/2019 Hawkins D12/88
D839,133 S * 1/2019 Hilton D12/88
D848,313 S * 5/2019 Kanki D12/88
D860,859 S * 9/2019 Manzoni D12/88
D863,104 S * 10/2019 Bennion D12/88
D885,256 S * 5/2020 Manzoni D12/88
D906,888 S * 1/2021 Satulovsky D12/98
D944,685 S * 3/2022 Murray D12/88

* cited by examiner

Primary Examiner — Melody N Brown
(74) *Attorney, Agent, or Firm* — Nixon & Vanderhye

(57) **CLAIM**

The ornamental design for an automobile, as shown and described.

DESCRIPTION

FIG. 1 is a top, front and left side perspective view of an automobile showing my new my design;
FIG. 2 is a front elevation view thereof;
FIG. 3 is a rear elevation view thereof;
FIG. 4 is a top plan view thereof;
FIG. 5 is a left side elevation view thereof;
FIG. 6 is a right side elevation view thereof; and,
FIG. 7 is a top, rear and right side perspective view thereof.
The broken lines shown in the drawings illustrate portions of the automobile that form no part of the claimed design.

1 Claim, 7 Drawing Sheets






FIG. 1




FIG. 2



FIG. 3



FIG. 4




FIG. 5




FIG. 6



FIG. 7