



US00D960034S

(12) **United States Design Patent**
Traglio

(10) **Patent No.:** **US D960,034 S**

(45) **Date of Patent:** **** Aug. 9, 2022**

(54) **PAIR OF EARRINGS**

(71) Applicant: **Vhernier S.p.A.**, Milan (IT)

(72) Inventor: **Carlo Traglio**, Milan (IT)

(73) Assignee: **Vhernier S.p.A.**, Milan (IT)

(**) Term: **15 Years**

(21) Appl. No.: **29/722,354**

(22) Filed: **Jan. 29, 2020**

(30) **Foreign Application Priority Data**

Aug. 1, 2019 (WO) 970024928

(51) **LOC (13) Cl.** **11-01**

(52) **U.S. Cl.**
USPC **D11/42; D11/43**

(58) **Field of Classification Search**
USPC ... D11/1, 16, 40, 42, 43, 44, 46, 47, 75, 76,
D11/79, 86

CPC A44C 7/00; A44C 7/002; A44C 7/003;
A44C 7/004; A44C 7/005; A44C 7/006;
A44C 7/007; A44C 7/008; A44C 25/00

See application file for complete search history.

(56) **References Cited**

U.S. PATENT DOCUMENTS

D176,777 S * 1/1956 Katz D11/43
D274,709 S * 7/1984 Bulgari D11/43
D293,899 S * 1/1988 Bulgari D11/43
D383,700 S * 9/1997 Bulgari D11/43
D401,182 S * 11/1998 Bulgari D11/43

D458,182 S * 6/2002 Gruosi D11/43
D846,423 S * 4/2019 Buccellati D11/42
D903,521 S * 12/2020 Traglio D11/6
D905,586 S * 12/2020 Traglio D11/6
D927,346 S * 8/2021 Sivriere D11/43

FOREIGN PATENT DOCUMENTS

KR 300413493.0000 * 5/2006

OTHER PUBLICATIONS

Facebook Vhernier Photo, Dec. 20, 2019, [online], [site visited Dec. 16, 2021]. Retrieved from url:https://www.facebook.com/Vhernier/photos/a.199922966742027/2797467590320872/?type=3 (Year: 2019).*
Vhernier Go-On, Mar. 16, 2018, [online][site visited Dec. 16, 2021]. Retrieved from url:https://nyfitkoa.wordpress.com/2018/03/16/vhernier/ (Year: 2018).*

* cited by examiner

Primary Examiner — Tracey J Bell

(74) *Attorney, Agent, or Firm* — Reising Ethington P.C.

(57) **CLAIM**

The ornamental design for pair of earrings, as shown and described.

DESCRIPTION

FIG. 1 is a perspective view of the pair of earrings;
FIG. 2 is a front view of the pair of earrings;
FIG. 3 is a rear view of the pair of earrings;
FIG. 4 is a left side view of the pair of earrings;
FIG. 5 is a right side view of the pair of earrings;
FIG. 6 is a top view of the pair of earrings; and,
FIG. 7 is a bottom view of the pair of earrings.

1 Claim, 2 Drawing Sheets






FIG. 1




FIG. 2




FIG. 3




FIG. 4




FIG. 5

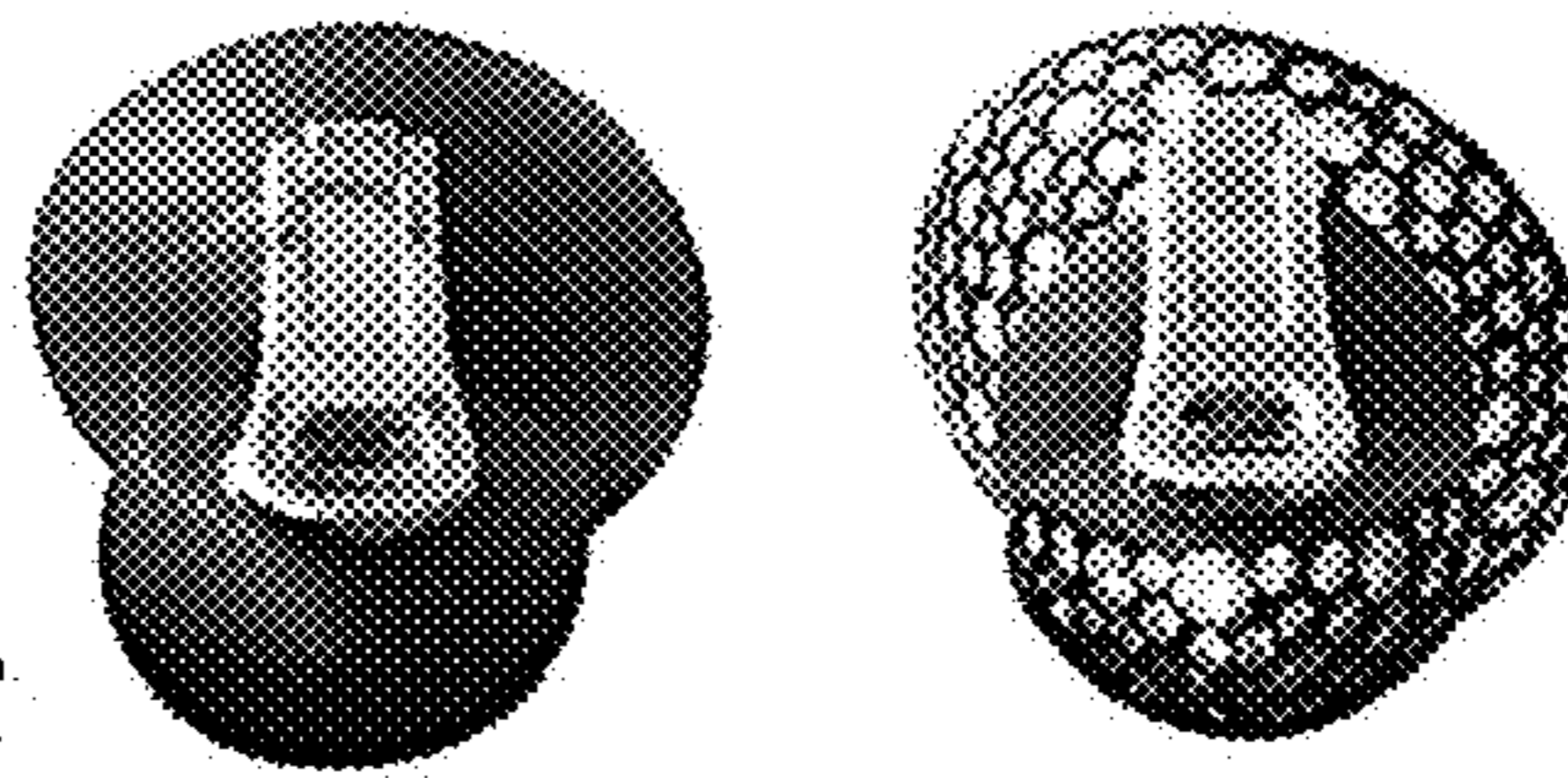


FIG. 6




FIG. 7