



US00D960008S

(12) **United States Design Patent** (10) **Patent No.:** **US D960,008 S**
Dougakiuchi et al. (45) **Date of Patent:** **** Aug. 9, 2022**

(54) **FLUID ANALYZER**

G01N 2021/0106–2021/9586; G01N 35/00–35/1097; G01N

(71) Applicant: **HAMAMATSU PHOTONICS K.K.**,
Hamamatsu (JP)

(Continued)

(72) Inventors: **Tatsuo Dougakiuchi**, Hamamatsu (JP);
Akio Ito, Hamamatsu (JP); **Masahiro Hitaka**,
Hamamatsu (JP); **Tadataka Edamura**,
Hamamatsu (JP)

(56) **References Cited**

U.S. PATENT DOCUMENTS

3,884,640 A 5/1975 Lock et al.
D941,691 S * 1/2022 Wang D10/103

(73) Assignee: **HAMAMATSU PHOTONICS K.K.**,
Hamamatsu (JP)

* cited by examiner

(**) Term: **15 Years**

Primary Examiner — Antoine Duval Davis

(21) Appl. No.: **29/750,114**

(74) *Attorney, Agent, or Firm* — Faegre Drinker Biddle & Reath LLP

(22) Filed: **Sep. 11, 2020**

(57) **CLAIM**

The ornamental design for a fluid analyzer, as shown and described.

Related U.S. Application Data

DESCRIPTION

(62) Division of application No. 29/684,290, filed on Mar. 20, 2019, now Pat. No. Des. 899,279.

FIG. 1 is a front view of a fluid analyzer of the present invention;

(30) **Foreign Application Priority Data**

Sep. 21, 2018 (JP) 2018-020623
Sep. 21, 2018 (JP) 2018-020639
Sep. 21, 2018 (JP) 2018-020640
Sep. 21, 2018 (JP) 2018-020642
Sep. 21, 2018 (JP) 2018-020643
Sep. 21, 2018 (JP) 2018-020644

FIG. 2 is a rear view thereof;

FIG. 3 is a top plan view thereof;

FIG. 4 is a bottom plan view thereof;

FIG. 5 is a right side view thereof;

FIG. 6 is a left side view thereof;

FIG. 7 is a front, top plan and right side perspective view thereof;

FIG. 8 is a front, top plan and left side perspective view thereof;

FIG. 9 is an enlarged cross-sectional view along the line 9-9 in FIG. 1; and,

FIG. 10 is an enlarged cross-sectional view along the line 10-10 in FIG. 1.

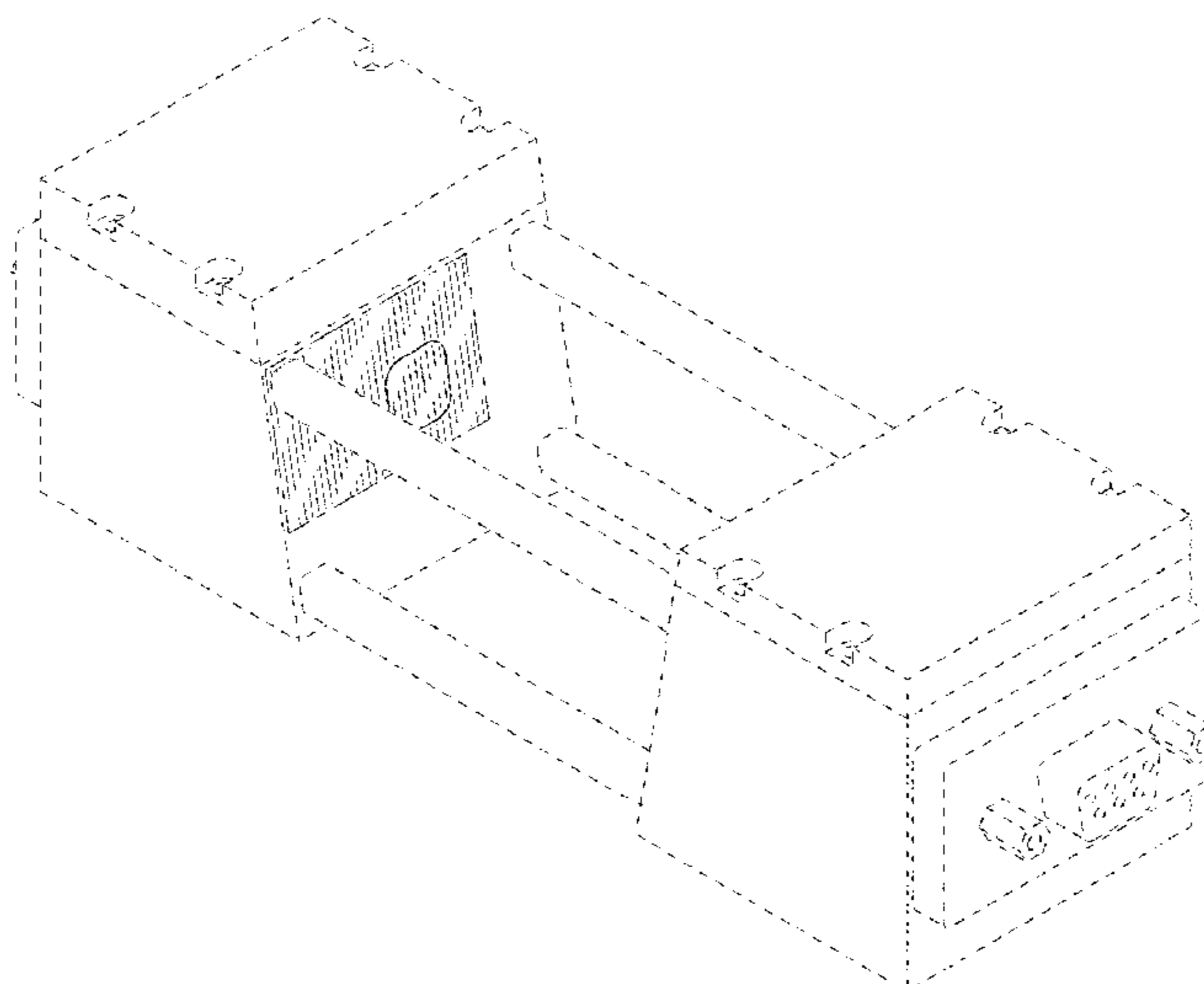
(51) **LOC (13) Cl.** **10-04**

(52) **U.S. Cl.**
USPC **D10/103**

(58) **Field of Classification Search**
USPC D10/81, 103; D24/216, 219, 223, 224,
D24/231
CPC .. G01N 21/00; G01N 21/01; G01N 2201/022;
G01N 2201/0222; G01N 2201/0224;
G01N 2201/0225; G01N 2201/0227;
G01N 2201/0228; G01N 2201/024; G01N
2201/0245; G01N 2021/0112–21/958;

The features shown in evenly-dashed broken lines depict environmental subject matter only and form no part of the claimed design. The dot-dash broken lines in the drawings represent the bounds of the claimed subject matter, the dot-dash broken lines, themselves forming no part thereof.

1 Claim, 10 Drawing Sheets



(58) **Field of Classification Search**

CPC 2035/00019–2035/1093; G01N
2204/022–2204/0228; G01N 21/39; G01N
2021/451; G01N 2021/391; G01N
2021/399; H01L 31/035236; H01S
5/0028; H01S 5/0264; H01S 5/2027;
H01S 5/10; H01S 5/34313; H01S 5/0656;
H01S 5/143; H01S 5/0208; H01S 5/12;
H01S 5/141; H01S 5/0203; H01S 5/22;
H01S 5/3401; H01S 2301/176

See application file for complete search history.

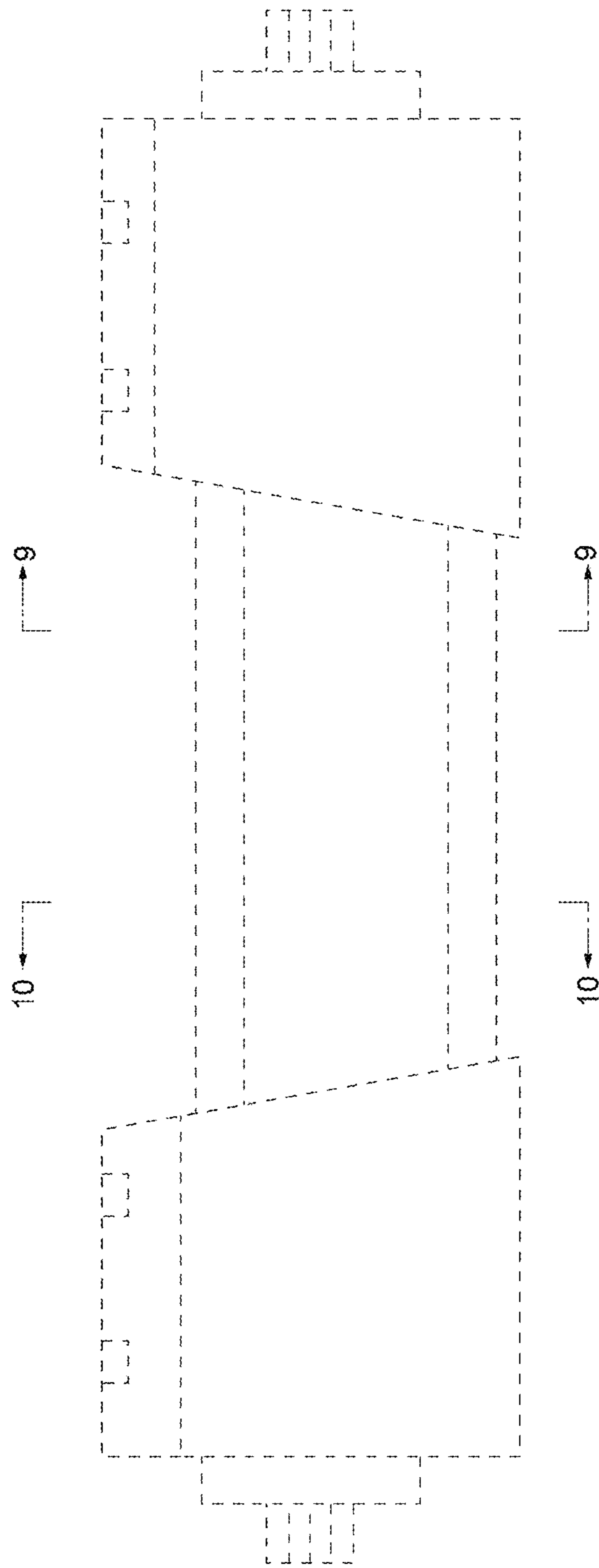


FIG. 1




FIG. 2




FIG. 3




FIG. 4

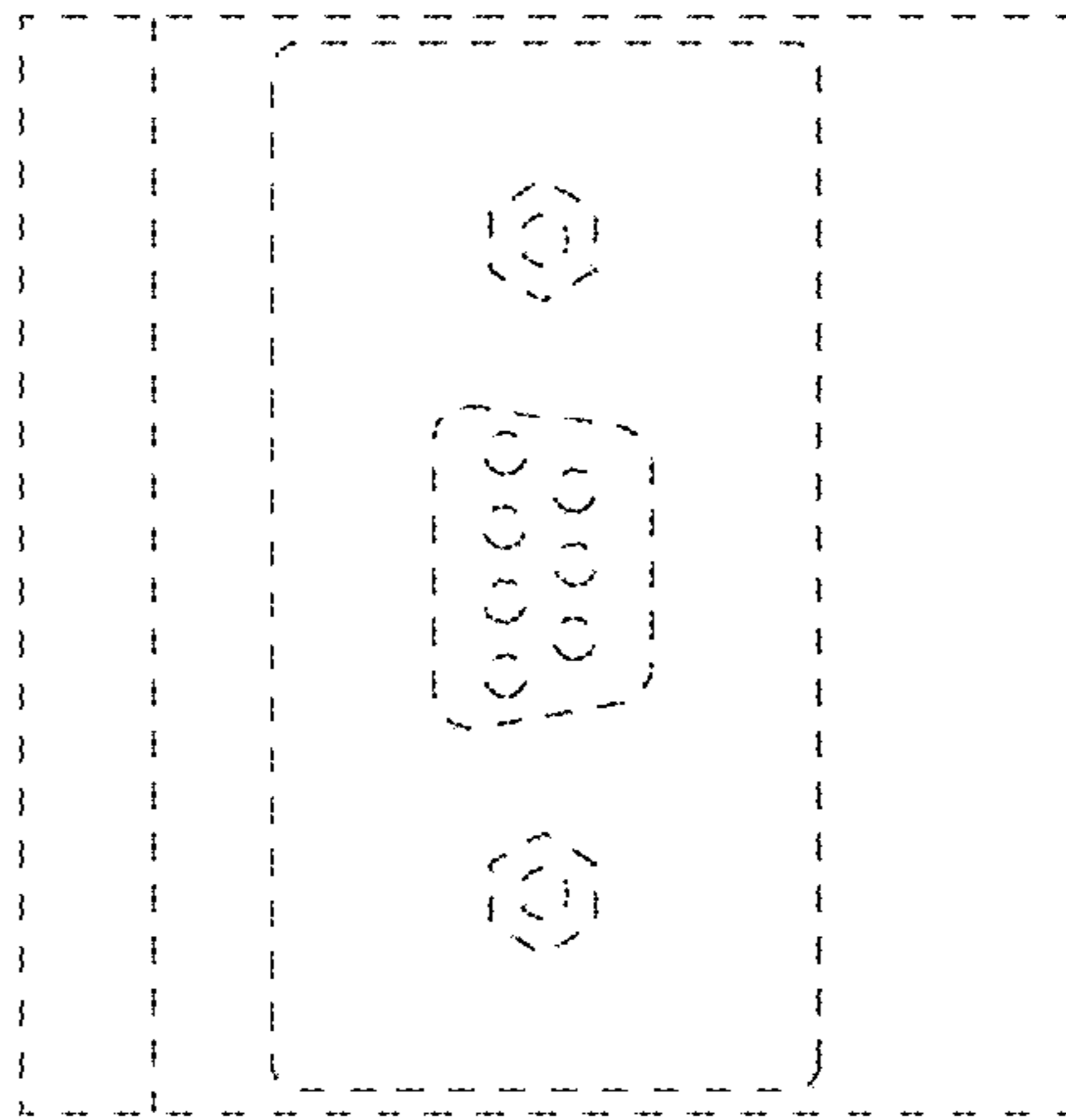


FIG. 5

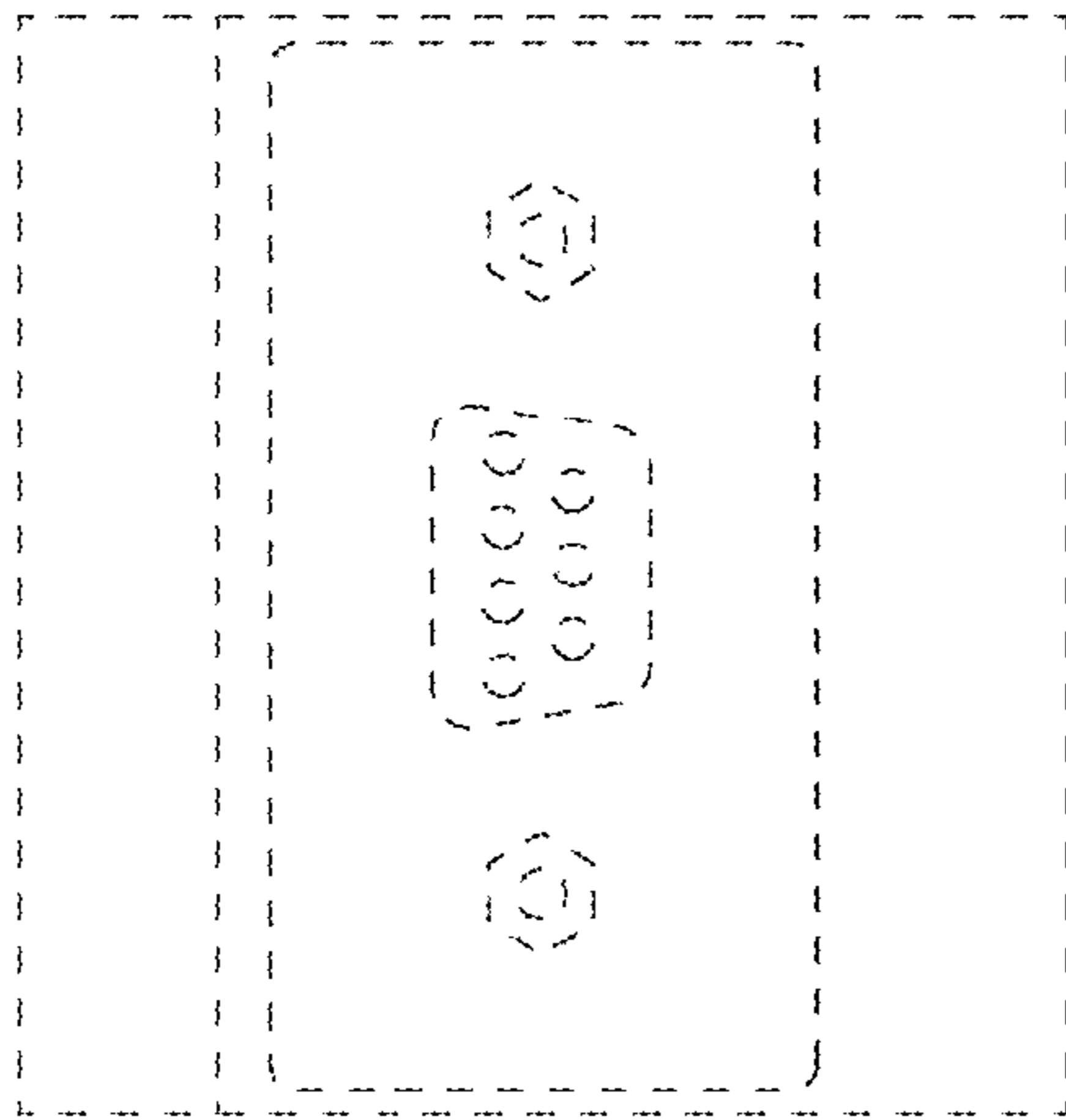


FIG. 6

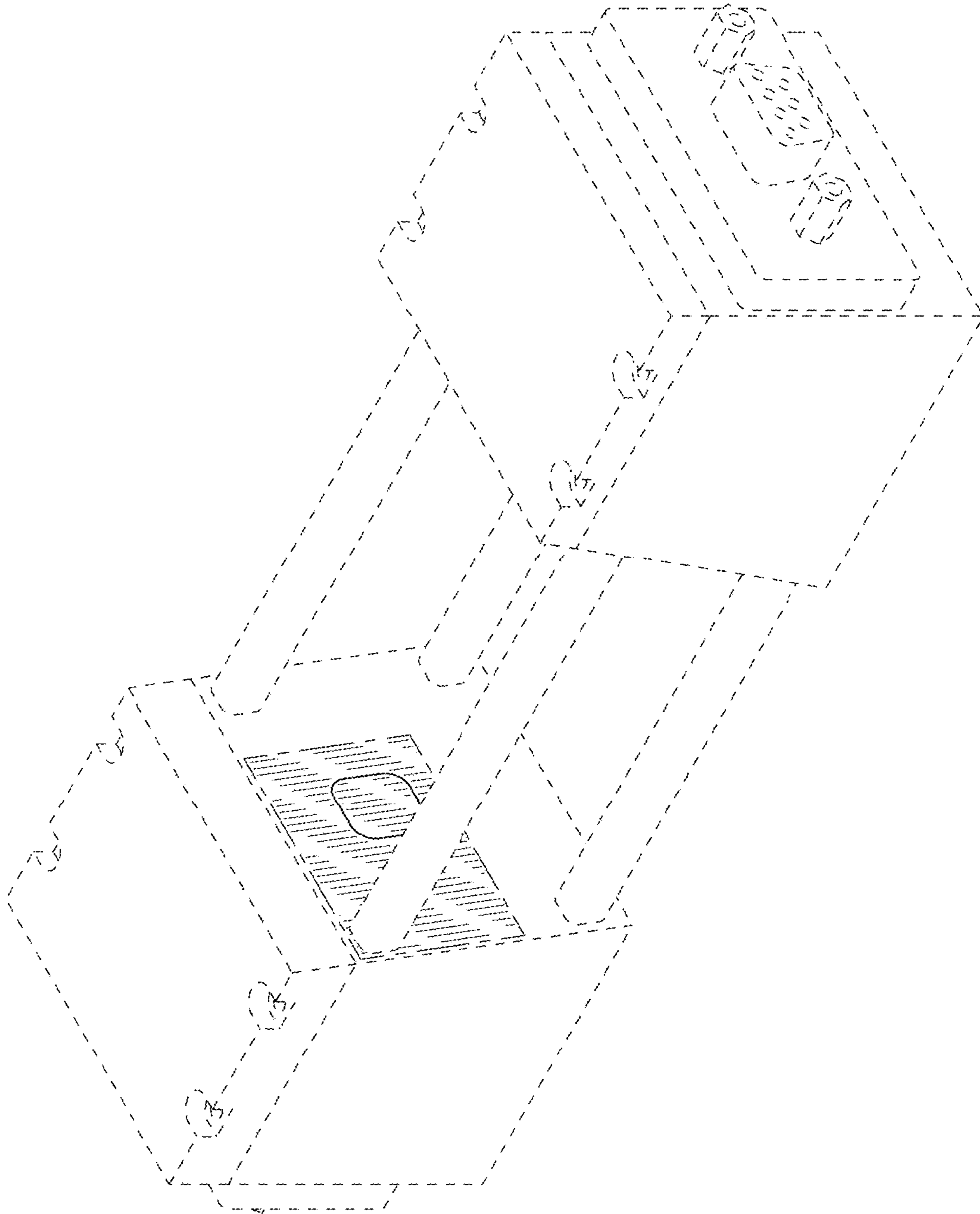


FIG. 7

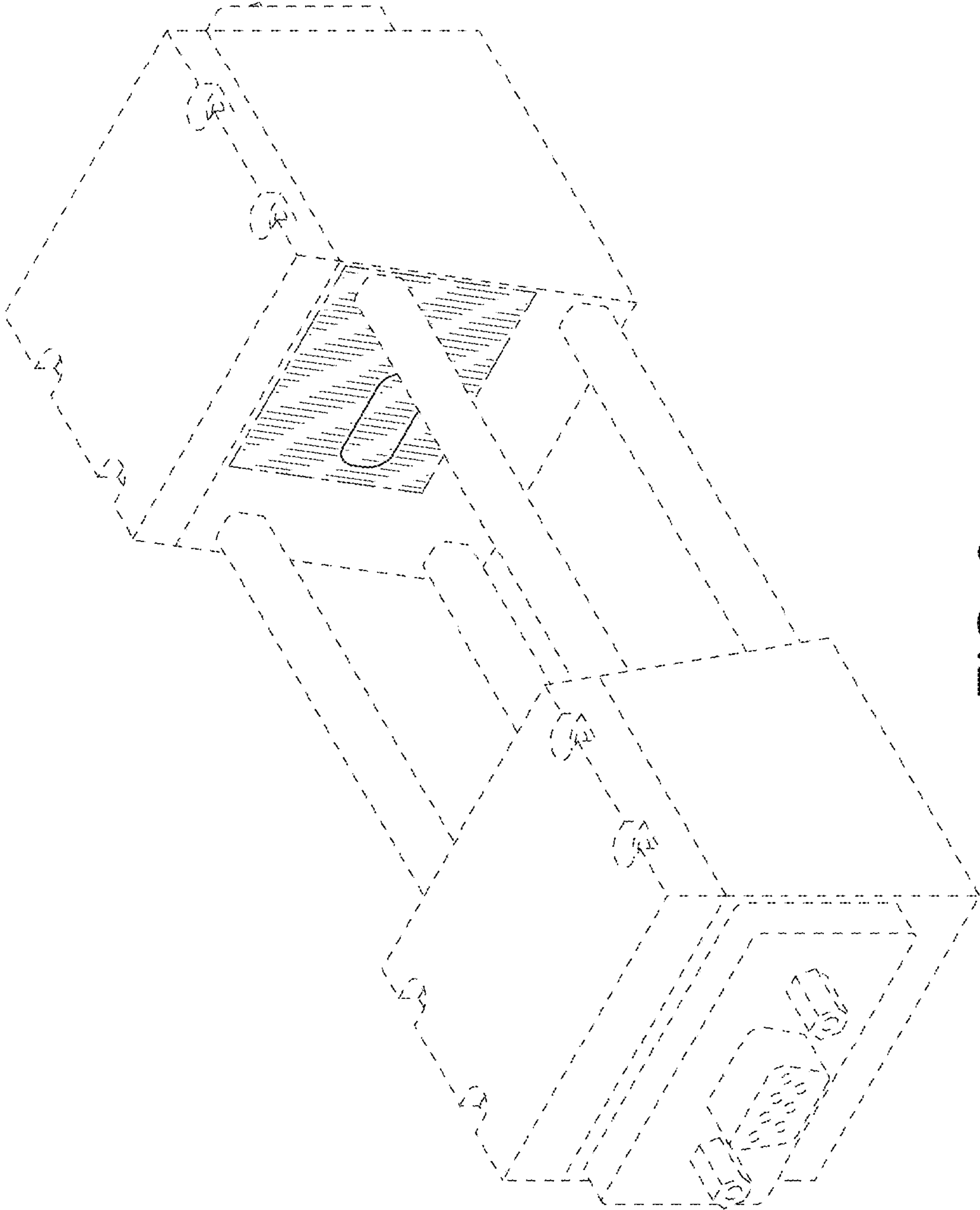


FIG. 8

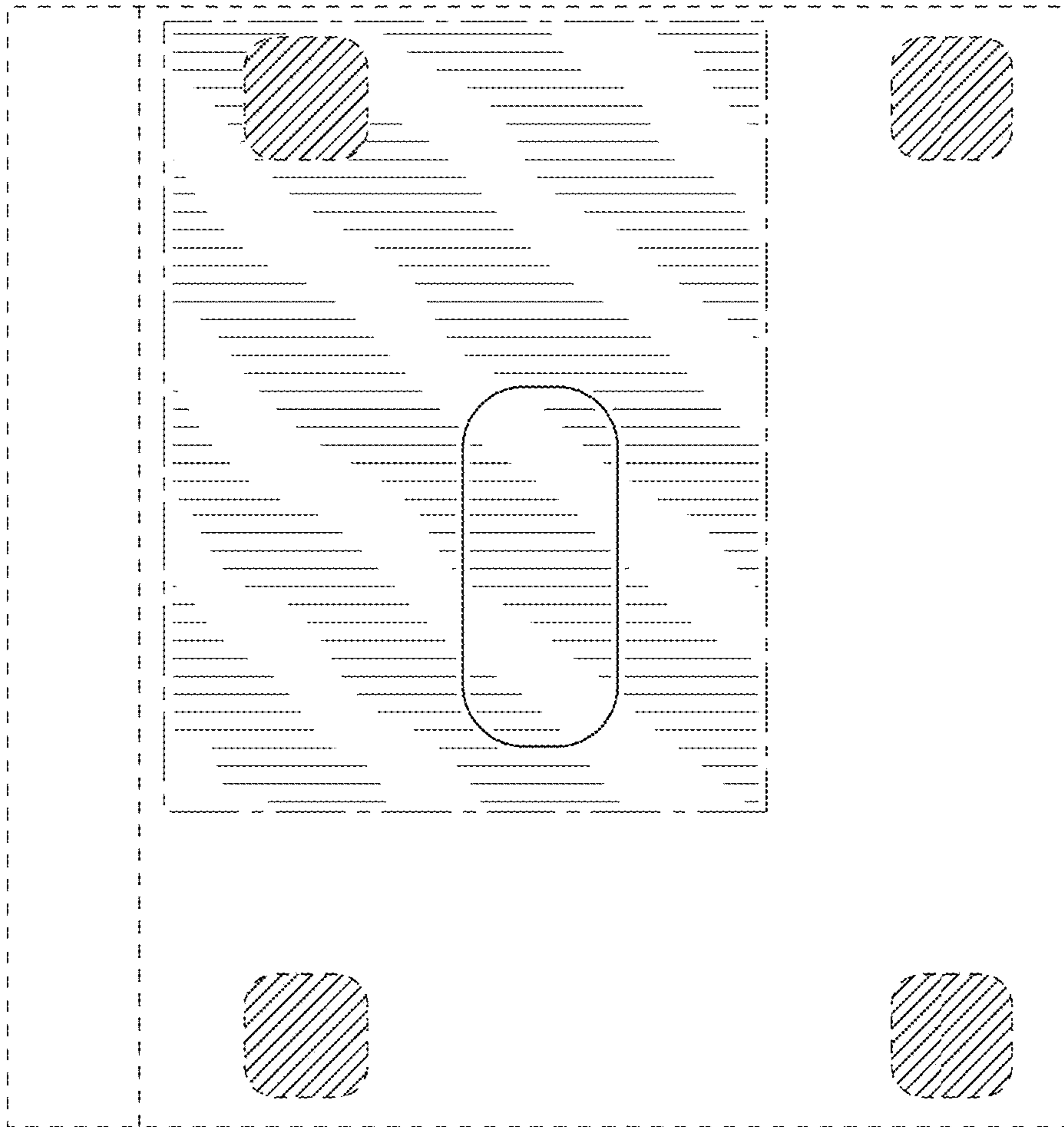


FIG. 9

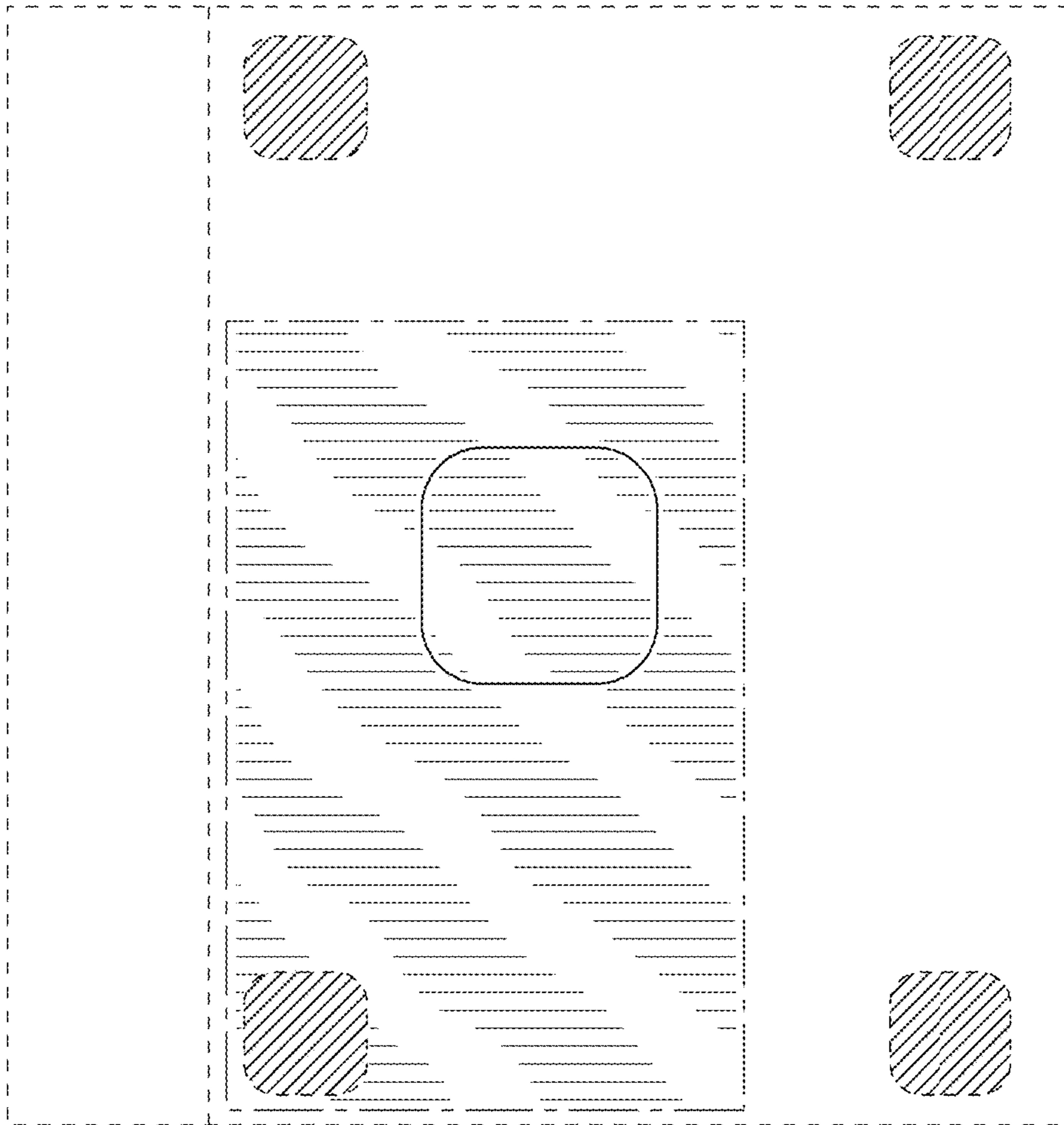


FIG. 10