



US00D960003S

(12) **United States Design Patent** (10) **Patent No.:** **US D960,003 S**
Homer (45) **Date of Patent:** **** Aug. 9, 2022**

(54) **THERMOMETER ATTACHMENT**
(71) Applicant: **Children's Hospital Colorado**, Aurora, CO (US)
(72) Inventor: **Abraham Homer**, Denver, CO (US)
(73) Assignee: **CHILDREN'S HOSPITAL COLORADO**, Aurora, CO (US)

D426,072 S * 6/2000 Leon D6/304
6,257,235 B1 * 7/2001 Bowen A62B 23/025
128/206.12
6,301,719 B1 * 10/2001 Goodhand A42B 3/20
24/324
D483,025 S * 12/2003 Heath D14/167
D508,333 S * 8/2005 Cathey D6/309
D523,492 S * 6/2006 Saruhashi D21/660
D529,723 S * 10/2006 Reid D6/303
D558,987 S * 1/2008 Gildersleeve D6/309

(Continued)

(**) Term: **15 Years**

(21) Appl. No.: **29/748,186**

(22) Filed: **Aug. 27, 2020**

(51) **LOC (13) Cl.** **10-04**

(52) **U.S. Cl.**
USPC **D10/60**

(58) **Field of Classification Search**
USPC D10/106.4, 69, 78, 199, 72, 60, 70, 57;
D21/660, 659, 658, 655, 72, 60, 70;
D99/99; D6/306, 304, 303
CPC A61F 2007/0096; A61F 2007/0095; A63J
1/02; A63J 2019/003; A41D 13/1161;
A42B 3/20; A61M 16/0633; A61M 16/06;
G02C 11/00; G01K 1/14
See application file for complete search history.

(56) **References Cited**

U.S. PATENT DOCUMENTS

D164,958 S * 10/1951 Redlin D21/660
3,276,034 A * 10/1966 Cupp A61F 9/061
128/201.15
D255,222 S * 6/1980 Curtis D6/306
D258,322 S * 2/1981 Buhler D29/108
4,475,249 A * 10/1984 Golay A61F 9/06
2/427
D282,563 S * 2/1986 Beene D21/616
D292,011 S * 9/1987 Thomson D21/652
D330,950 S * 11/1992 Voepel D21/655
5,660,168 A * 8/1997 Ottosson G01K 1/14
128/207.14

OTHER PUBLICATIONS

How to Use a Nebulizer Mask With a Child, YouTube, publication date Mar. 14, 2008, (online) URL: <https://www.youtube.com/watch?v=KCALJSjGZnc&t=1s> (Year: 2008).*

(Continued)

Primary Examiner — L. A. Grabenstetter
Assistant Examiner — Antoinette Martine Suiter
(74) *Attorney, Agent, or Firm* — Snell & Wilmer L.L.P.

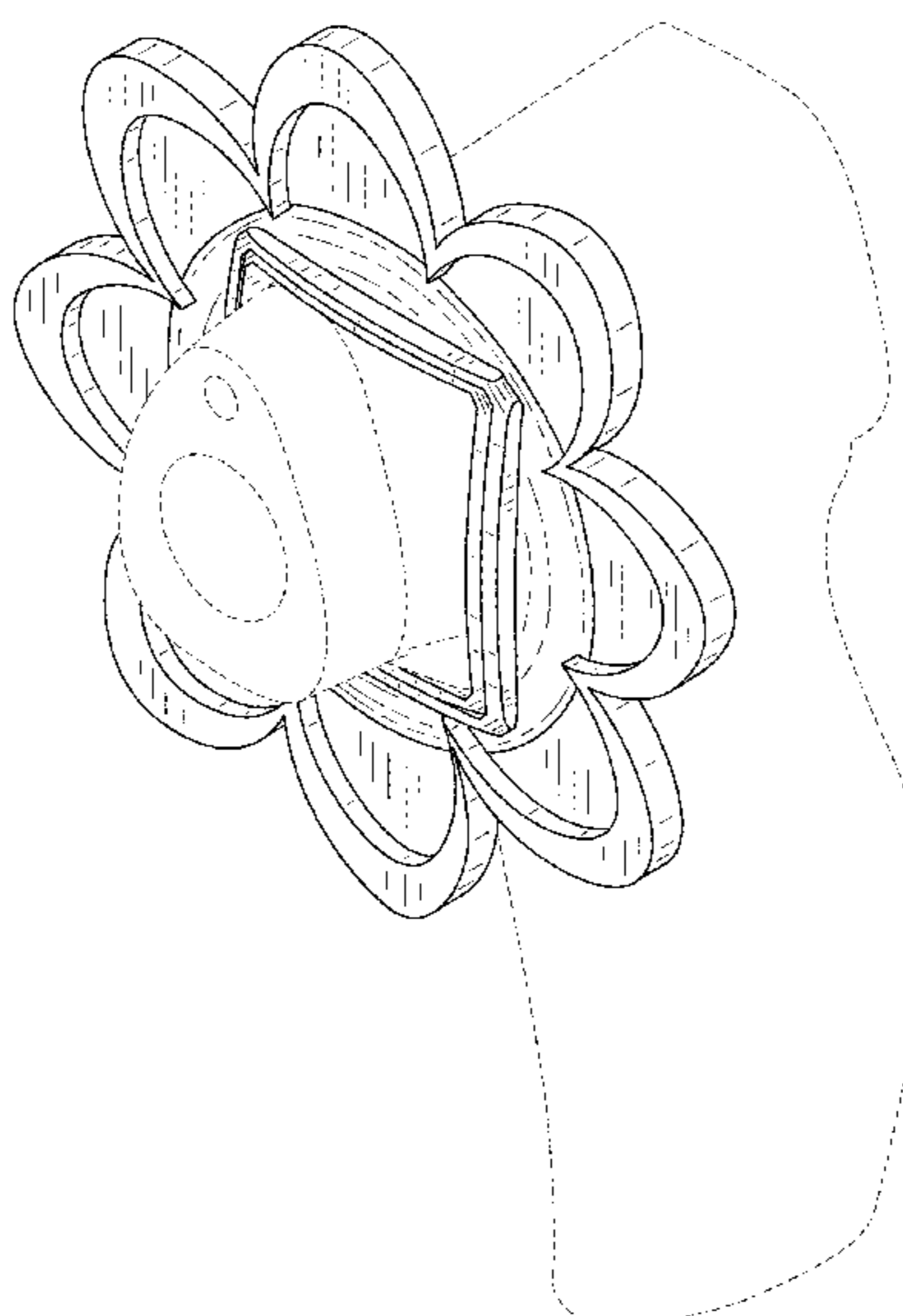
(57) **CLAIM**

The ornamental design for a thermometer attachment, as shown and described.

DESCRIPTION

FIG. 1 is a perspective view of a thermometer attachment affixed to a thermometer;
FIG. 2 is a perspective view thereof, without the thermometer;
FIG. 3 is a front view thereof;
FIG. 4 is a back view thereof;
FIG. 5 is a right side view thereof;
FIG. 6 is a left side view thereof;
FIG. 7 is a top view thereof; and,
FIG. 8 is a bottom view thereof.
The broken lines shown in FIG. 1 depict a thermometer that forms no part of the claimed design.

1 Claim, 8 Drawing Sheets



(56)

References Cited

U.S. PATENT DOCUMENTS

D586,236	S *	2/2009	Madsen	D10/15
D598,205	S *	8/2009	Chiu	D14/371
D599,563	S *	9/2009	Chu	D14/371
D599,564	S *	9/2009	Chiu	D14/371
7,877,817	B1 *	2/2011	Ho	A61M 16/0633 2/452
D640,375	S *	6/2011	Vidal	D24/134
D729,526	S *	5/2015	Klatt	D6/306
D740,572	S *	10/2015	Sudhakar	D6/304
D763,710	S *	8/2016	Barthold	D10/69
9,504,800	B2 *	11/2016	Rothermel	A61M 16/0875
D785,102	S *	4/2017	Ruffin, Jr.	D21/655
9,610,488	B2 *	4/2017	Clisson	A63B 33/00
D786,097	S *	5/2017	Stanton	D10/60
9,988,196	B2 *	6/2018	Glass	B65D 73/0078
D846,033	S *	4/2019	Oas	D21/455
10,632,274	B2 *	4/2020	Norsted	A61M 16/0493
D894,296	S *	8/2020	Bruneel	D21/627
2014/0253862	A1 *	9/2014	Nodtvedt	A42B 1/0186 351/44

OTHER PUBLICATIONS

Generic Fever Thermometer Strip Stickers from ebay, publication date Sep. 27, 2018, (online) URL: https://www.youtube.com/watch?v=3pl_PB4nnFE (Year: 2018).*

* cited by examiner

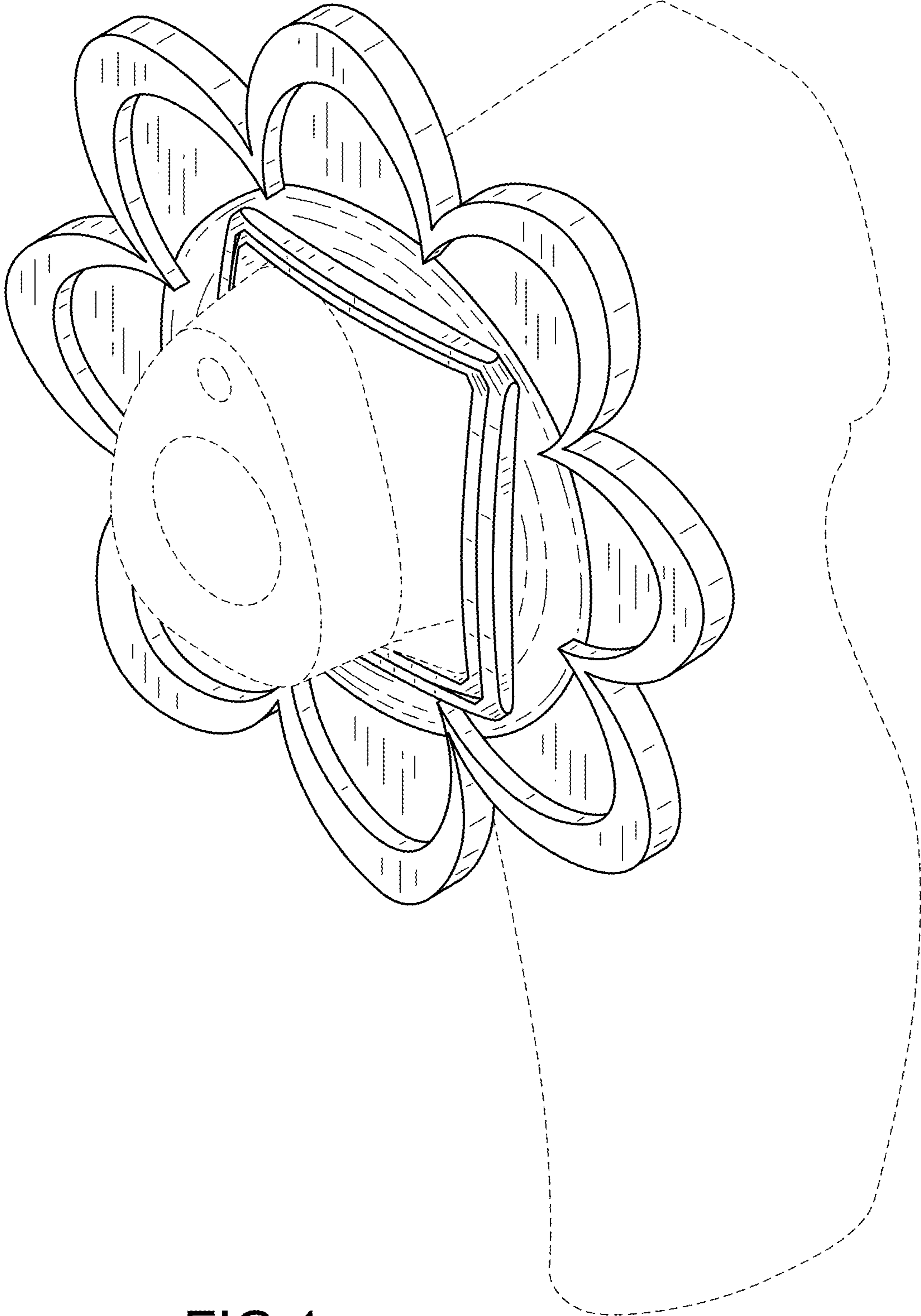


FIG.1




FIG.2




FIG.3

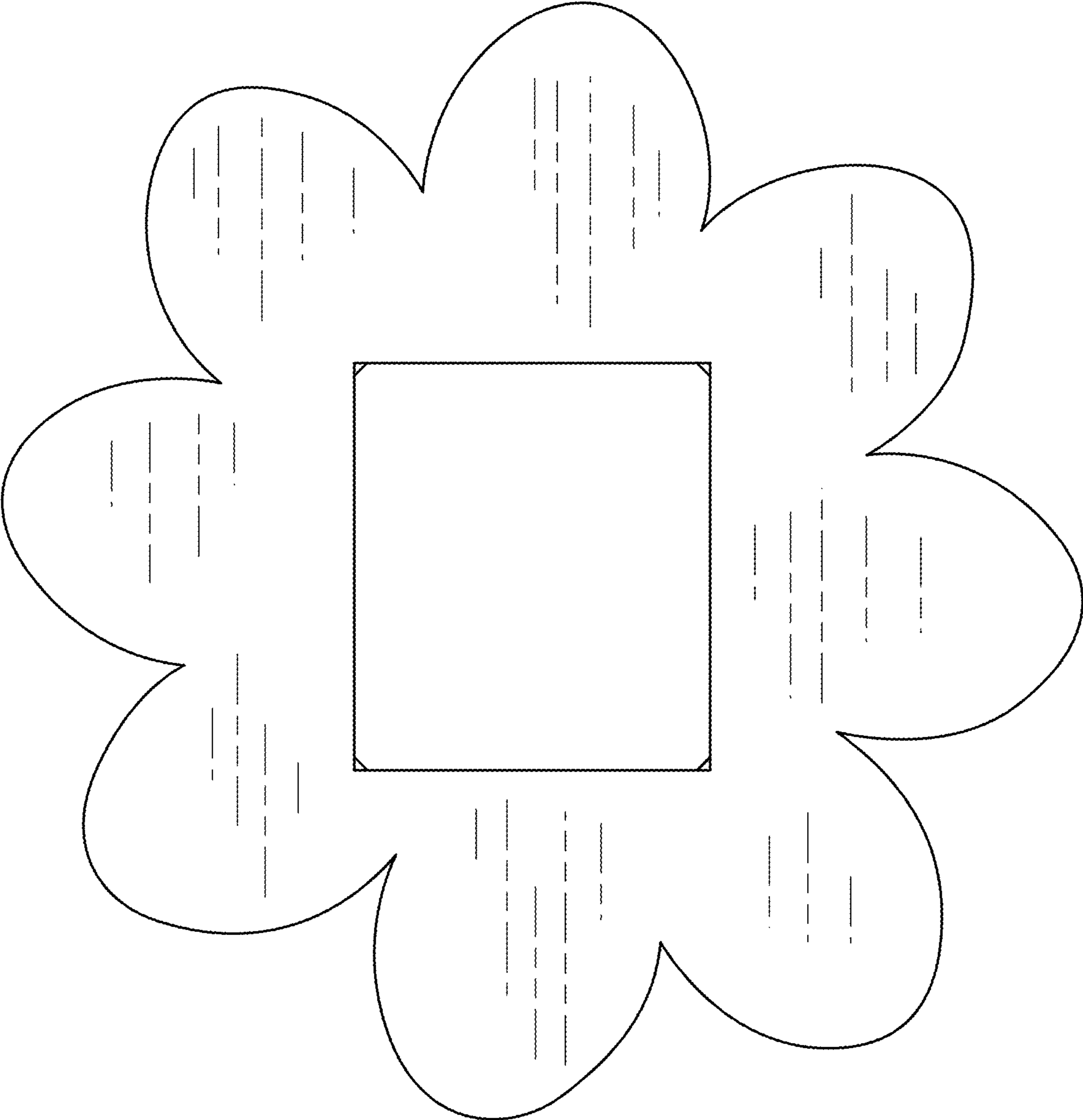


FIG.4

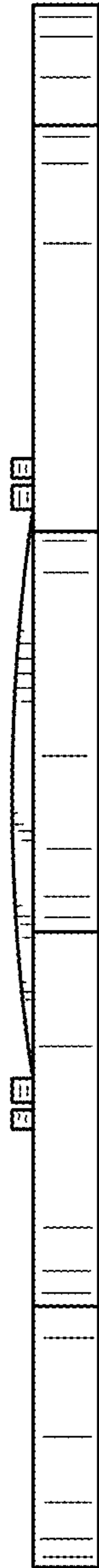


FIG.5



FIG.6

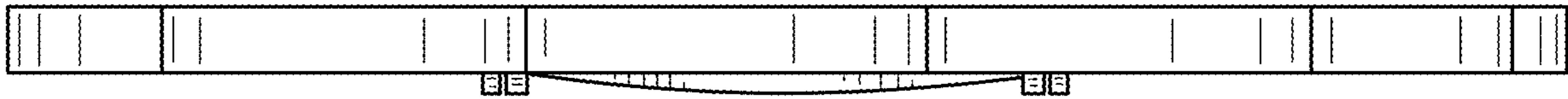


FIG.7




FIG.8