



US00D959994S

(12) **United States Design Patent** (10) **Patent No.:** **US D959,994 S**  
**Hamel et al.** (45) **Date of Patent:** **\*\* Aug. 9, 2022**

(54) **WATCH CASE**

(71) Applicant: **Harry Winston SA**, Plan-les-Ouates (CH)

(72) Inventors: **Anais Hamel**, Plan-les-Ouates (CH);  
**Steve Kamilindi**, Plan-les-Ouates (CH)

(73) Assignee: **Harry Winston SA**, Plan-les-Ouates (CH)

(\*\*) Term: **15 Years**

(21) Appl. No.: **29/746,190**

(22) Filed: **Aug. 12, 2020**

(30) **Foreign Application Priority Data**

Feb. 13, 2020 (WO) ..... WIPO92104

(51) **LOC (13) Cl.** ..... **10-02**

(52) **U.S. Cl.**  
USPC ..... **D10/37**

(58) **Field of Classification Search**

USPC ..... D10/30-39, 126-129, 131-132  
CPC ..... G04B 19/00; G04B 19/02; G04B 19/025;  
G04B 19/04; G04B 19/042; G04B 19/06;  
G04B 19/065; G04B 19/08; G04B  
19/085; G04B 19/087; G04B 19/10;  
G04B 19/103; G04B 19/106; G04B  
19/12; G04B 19/18; G04B 19/24; G04B  
19/28; G04B 19/32; G04B 37/00; G04B  
37/0058; G04B 37/14; G04B 37/1446;  
G04B 37/18; G04B 45/0046; G04B  
45/0069; G04B 45/0076

See application file for complete search history.

(56) **References Cited**

**U.S. PATENT DOCUMENTS**

2,189,639 A \* 2/1940 Masses ..... G04B 19/223  
D10/37

D234,579 S \* 3/1975 Boulton ..... D10/37  
D302,130 S \* 7/1989 Muller ..... D10/22  
D324,655 S \* 3/1992 Bulgari ..... D10/37  
D398,544 S \* 9/1998 Lai ..... D10/37  
D554,018 S \* 10/2007 Laucella ..... D10/131  
D724,961 S \* 3/2015 Vaptzarof ..... D10/126  
D729,077 S \* 5/2015 Kamilindi ..... D10/39  
D734,172 S \* 7/2015 Nishi ..... D10/22  
D756,245 S \* 5/2016 Mille ..... D10/126  
D827,453 S \* 9/2018 Davoli ..... D10/37  
D850,295 S \* 6/2019 Behling ..... D10/39  
D879,624 S \* 3/2020 Behling ..... D10/38

**FOREIGN PATENT DOCUMENTS**

CH 704602 A2 \* 9/2012 ..... G04B 19/00

\* cited by examiner

*Primary Examiner* — Katherine Glennon

(74) *Attorney, Agent, or Firm* — Blank Rome LLP

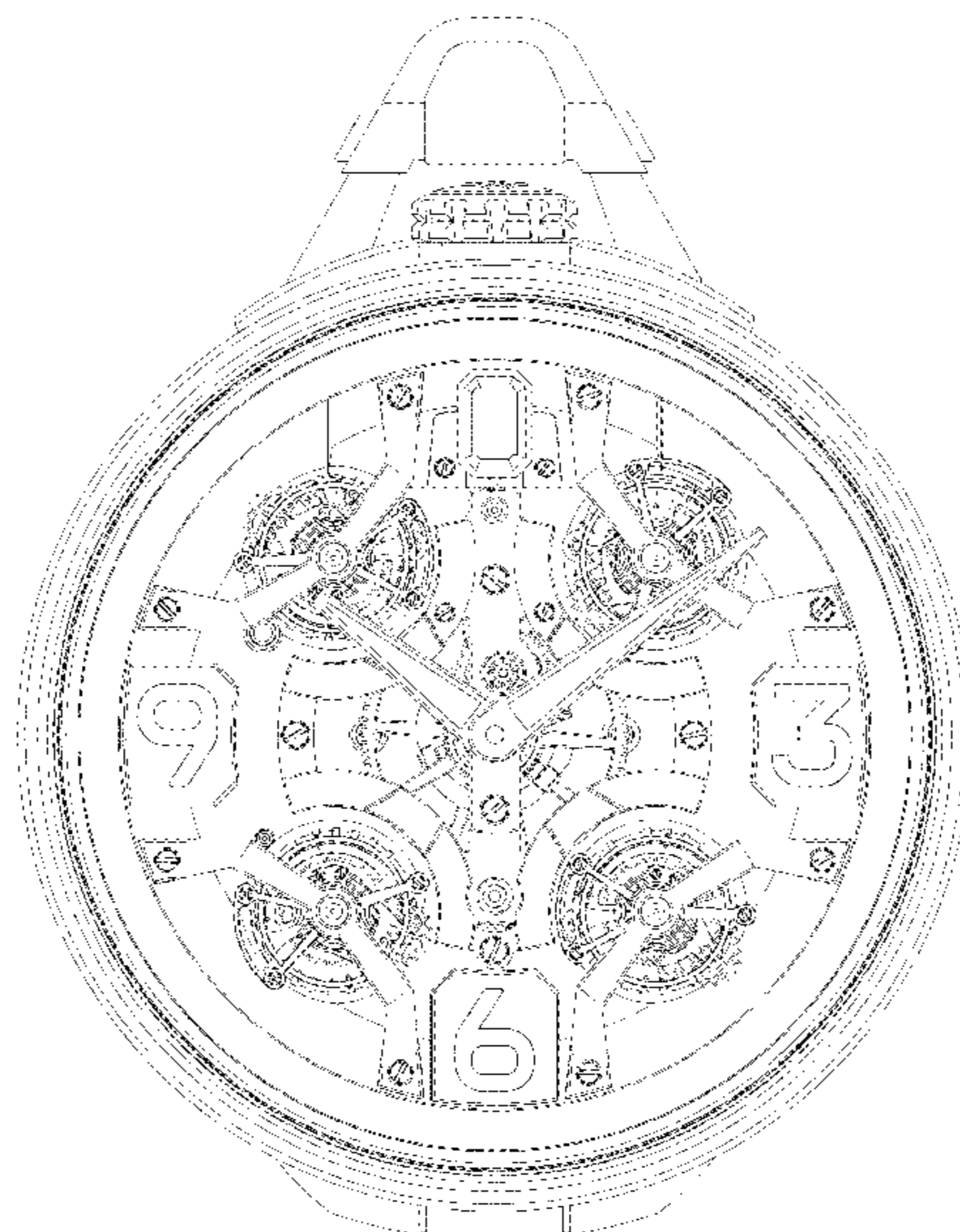
(57) **CLAIM**

The ornamental design for a watch case, as shown and described.


**DESCRIPTION**

FIG. 1 is a front view of a watch case of the present design;  
FIG. 2 is a rear view thereof;  
FIG. 3 is a left side view thereof;  
FIG. 4 is a right side view thereof;  
FIG. 5 is a bottom view thereof;  
FIG. 6 is a top view thereof; and  
FIG. 7 is a front right perspective view thereof; and,  
FIG. 8 is a rear left perspective view thereof.

**1 Claim, 8 Drawing Sheets**





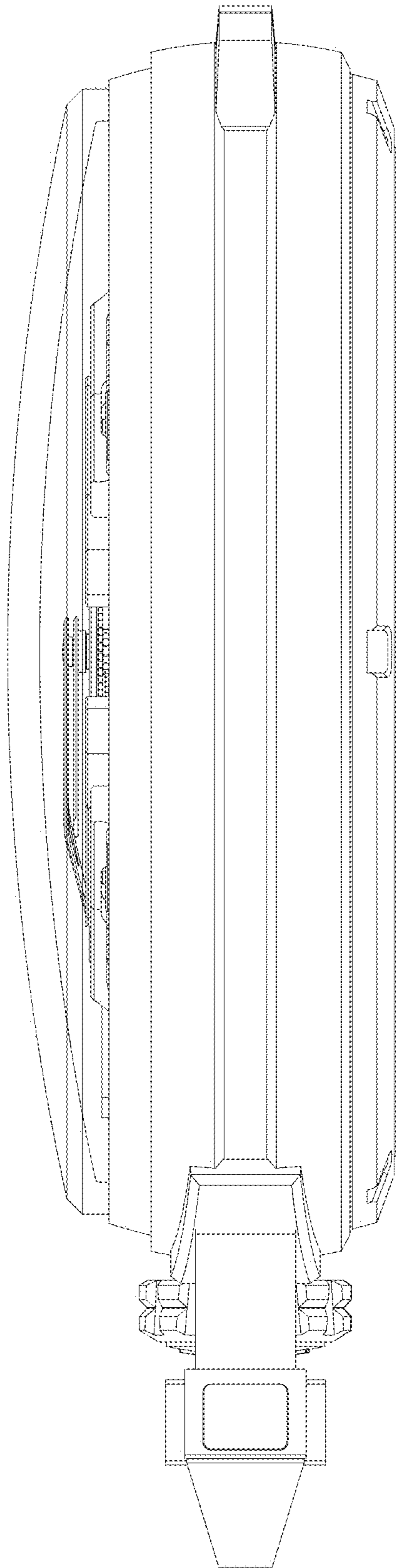


**FIG. 1**

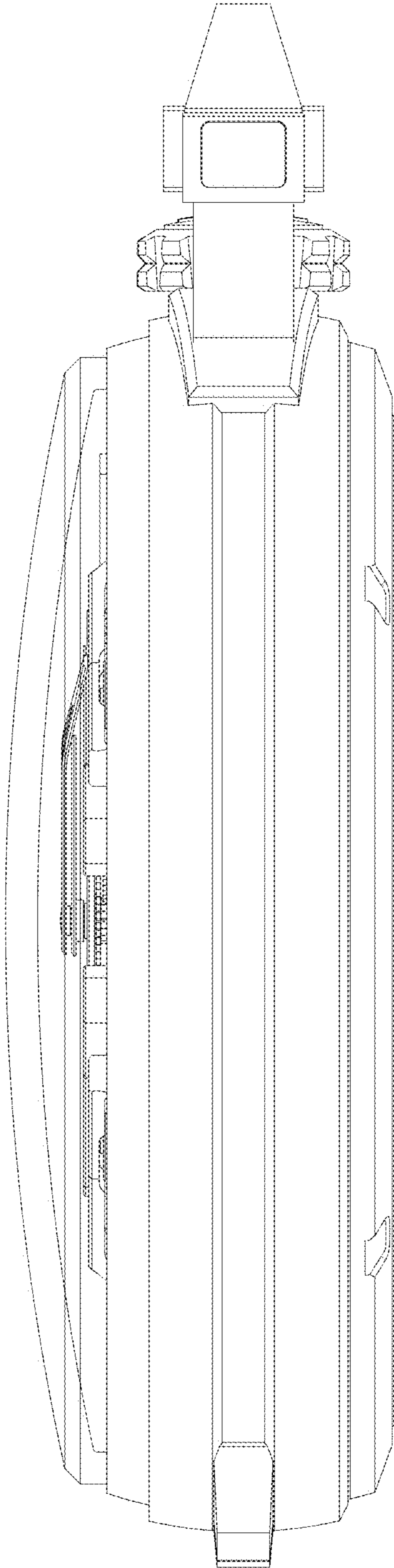




**FIG. 2**

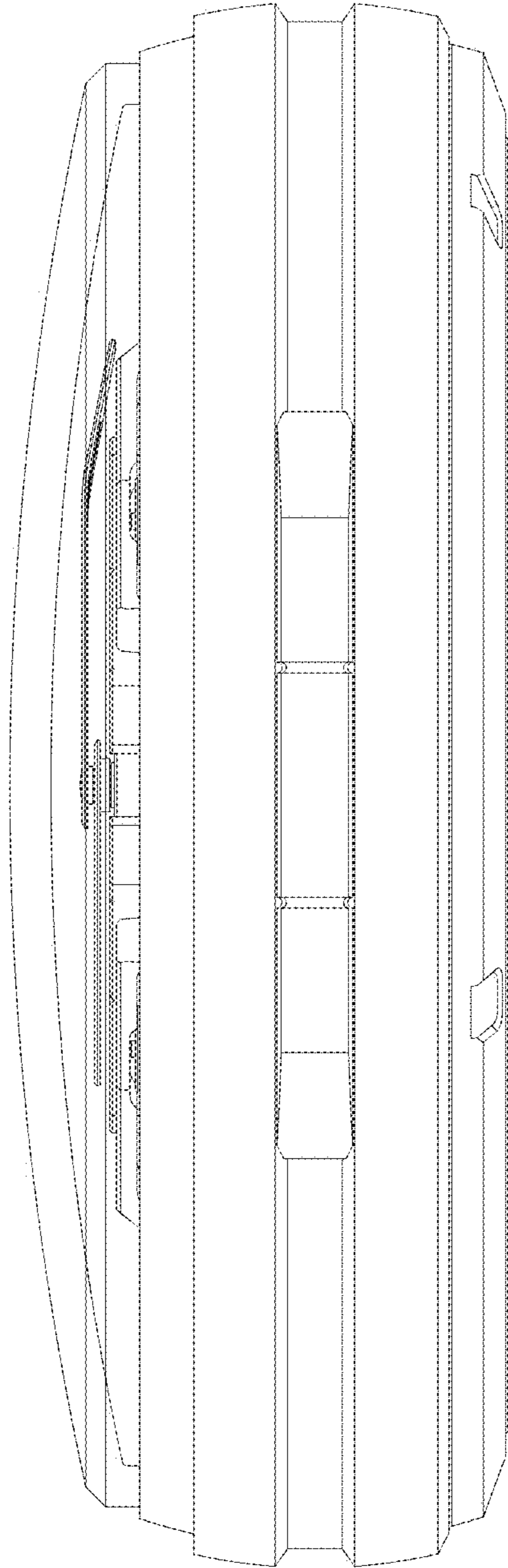


**FIG. 3**

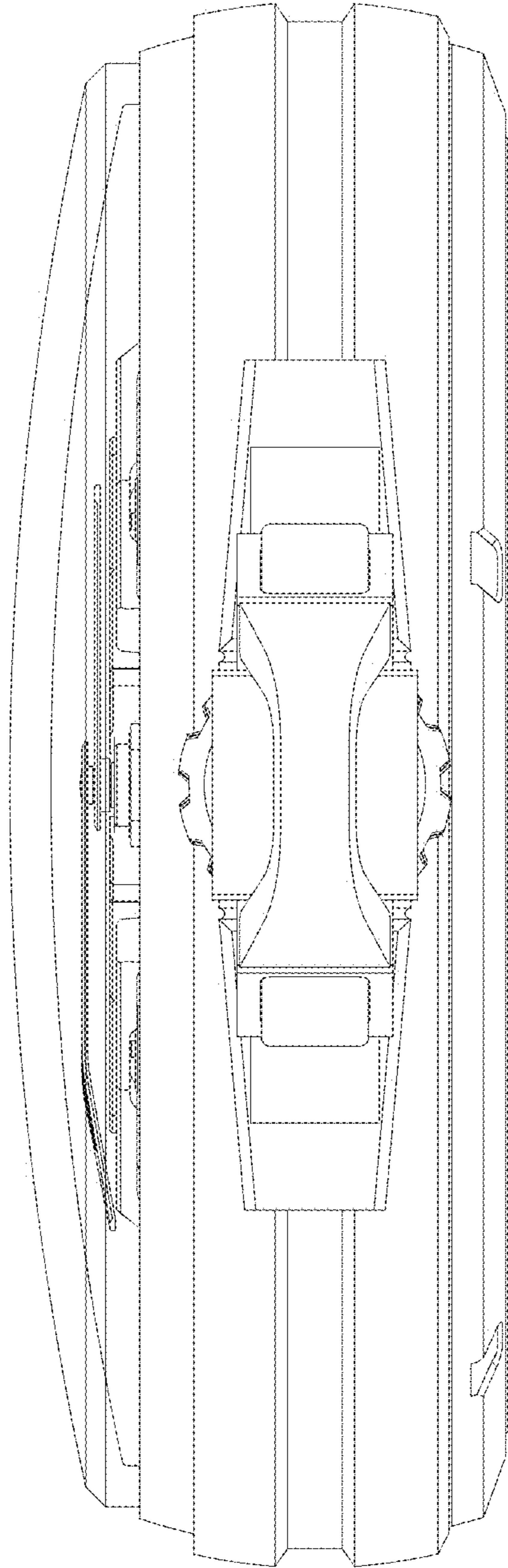


**FIG. 4**





**FIG. 5**



**FIG. 6**





**FIG. 7**





**FIG. 8**