



US00D959964S

(12) **United States Design Patent** (10) **Patent No.:** **US D959,964 S**
Sharratt et al. (45) **Date of Patent:** **** Aug. 9, 2022**

(54) **FURNITURE PAD** D513,583 S * 1/2006 Chase D8/374
7,972,672 B2 * 7/2011 Allen B32B 9/02
428/455

(71) Applicant: **Waxman Consumer Products Group Inc.**, Bedford Heights, OH (US) D668,138 S * 10/2012 Aquil D8/402
D677,400 S * 3/2013 Blaettler D24/230
8,438,701 B2 * 5/2013 Bushey A47B 91/06
16/42 R

(72) Inventors: **Jason A. Sharratt**, Wadsworth, OH (US); **Jacob Meyers**, Fairview Park, OH (US) D715,628 S * 10/2014 Meyers D8/374
9,027,891 B2 * 5/2015 Desmarais B60B 33/0028
248/188.9

(73) Assignee: **Waxman Consumer Products Group Inc.**, Bedford Heights, OH (US) D786,519 S * 5/2017 Hoglund D32/40
9,894,995 B2 * 2/2018 Downs A47B 91/02
2004/0051014 A1 * 3/2004 Keast A47B 91/06
248/188.9

(**) Term: **15 Years** 2005/0003723 A1 * 1/2005 Brouard A47B 91/06
442/86

(21) Appl. No.: **29/547,246** 2006/0021174 A1 * 2/2006 Lavender A47L 11/164
15/180

(22) Filed: **Dec. 2, 2015** 2008/0178430 A1 * 7/2008 Berthiaume A47B 91/12
16/42 T

(51) **LOC (13) Cl.** **08-11**

(52) **U.S. Cl.**
USPC **D8/374**

(58) **Field of Classification Search**
USPC D8/16, 18, 19, 20, 105, 349, 350, 353,
D8/354, 356, 363, 366, 370-377,
D8/380-382; D6/406.2; D12/106, 48;
248/127, 188.2; 16/42 R; D4/127
CPC A47B 91/06; A47B 91/12; A47L 11/14;
A47L 11/283; A46B 13/00
See application file for complete search history.

(Continued)

Primary Examiner — Manpreet S Matharu
Assistant Examiner — Yolanda Robinson
(74) *Attorney, Agent, or Firm* — Tarolli, Sundheim,
Covell & Tummino LLP; John A. Yirga, Esq.

(57) **CLAIM**

The ornamental design for a furniture pad, as shown and described.

(56) **References Cited**

U.S. PATENT DOCUMENTS

2,283,978 A * 5/1942 Eberle A47B 91/04
16/42 R

4,536,911 A * 8/1985 Demetriades A47L 11/164
15/230.12

4,692,958 A * 9/1987 McMakin B24D 13/145
15/230

4,910,826 A * 3/1990 Ronas A47L 11/164
15/230

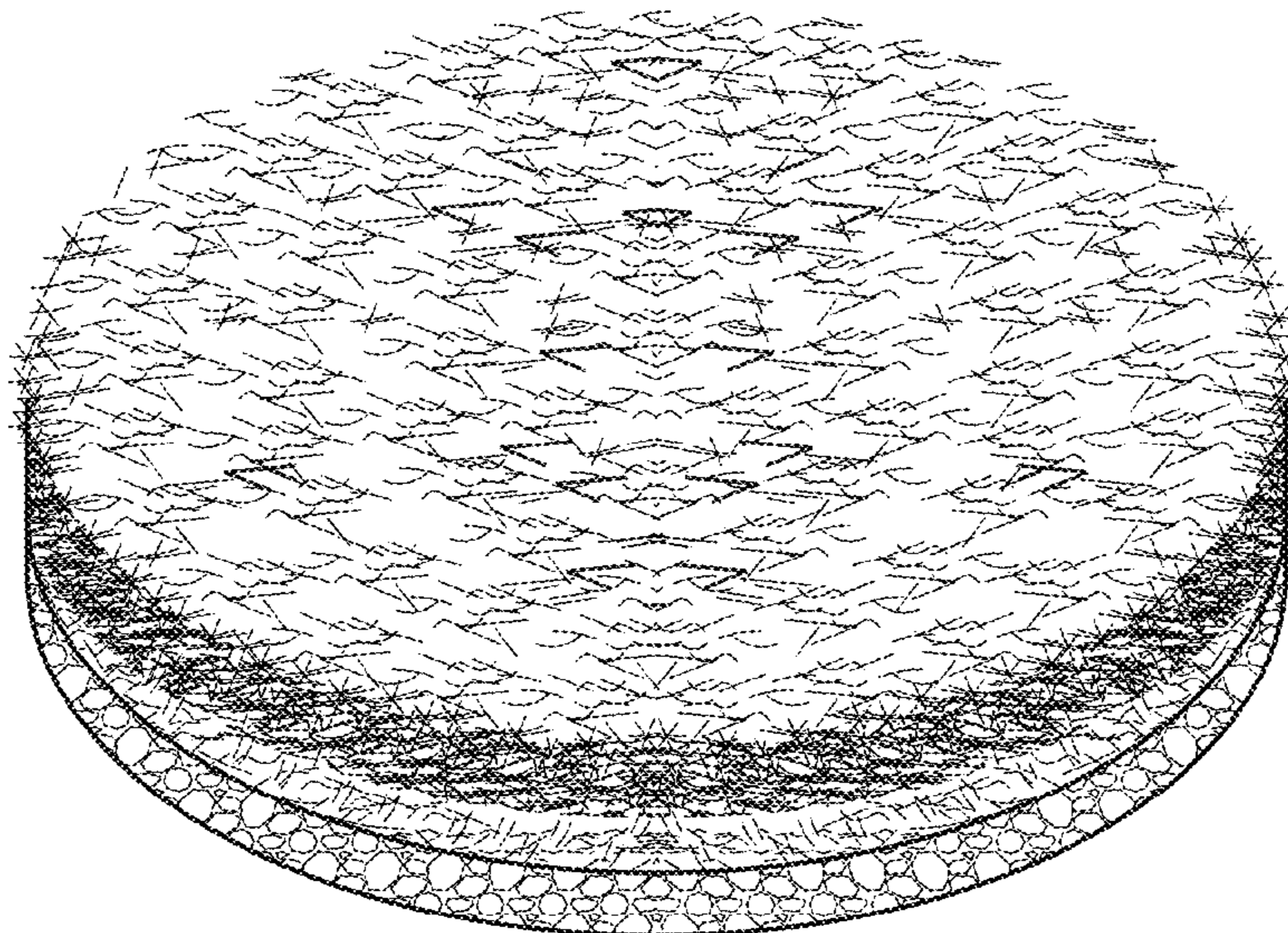
5,375,289 A * 12/1994 Miyaoka B24B 23/02
15/230

D513,381 S * 1/2006 Belec D8/400

DESCRIPTION

FIG. 1 is a top perspective view of a furniture pad;
FIG. 2 is a bottom perspective view thereof;
FIG. 3 is a top plan view thereof;
FIG. 4 is a bottom plan view thereof;
FIG. 5 is a left side elevation view thereof;
FIG. 6 is a right side elevation view thereof;
FIG. 7 is a front elevation view thereof; and,
FIG. 8 is a rear elevation view thereof.

1 Claim, 4 Drawing Sheets



(56)

References Cited

U.S. PATENT DOCUMENTS

2009/0090823 A1* 4/2009 Kimmel A47B 91/04
248/188.2
2010/0018005 A1* 1/2010 Bushey A47B 91/06
16/42 T
2012/0167346 A1* 7/2012 Bushey A47B 91/06
16/42 T
2012/0171409 A1* 7/2012 Todt B32B 33/00
428/90
2012/0174340 A1* 7/2012 Wagner A47B 91/06
16/42 T
2016/0029866 A1* 2/2016 Yang A47L 11/08
15/98
2017/0014013 A1* 1/2017 Weyhmiller A47L 13/16
2017/0071340 A1* 3/2017 Willis B60B 33/00
2018/0160810 A1* 6/2018 Wang A47B 91/06
2018/0208302 A1* 7/2018 Schaube A63C 11/227

* cited by examiner

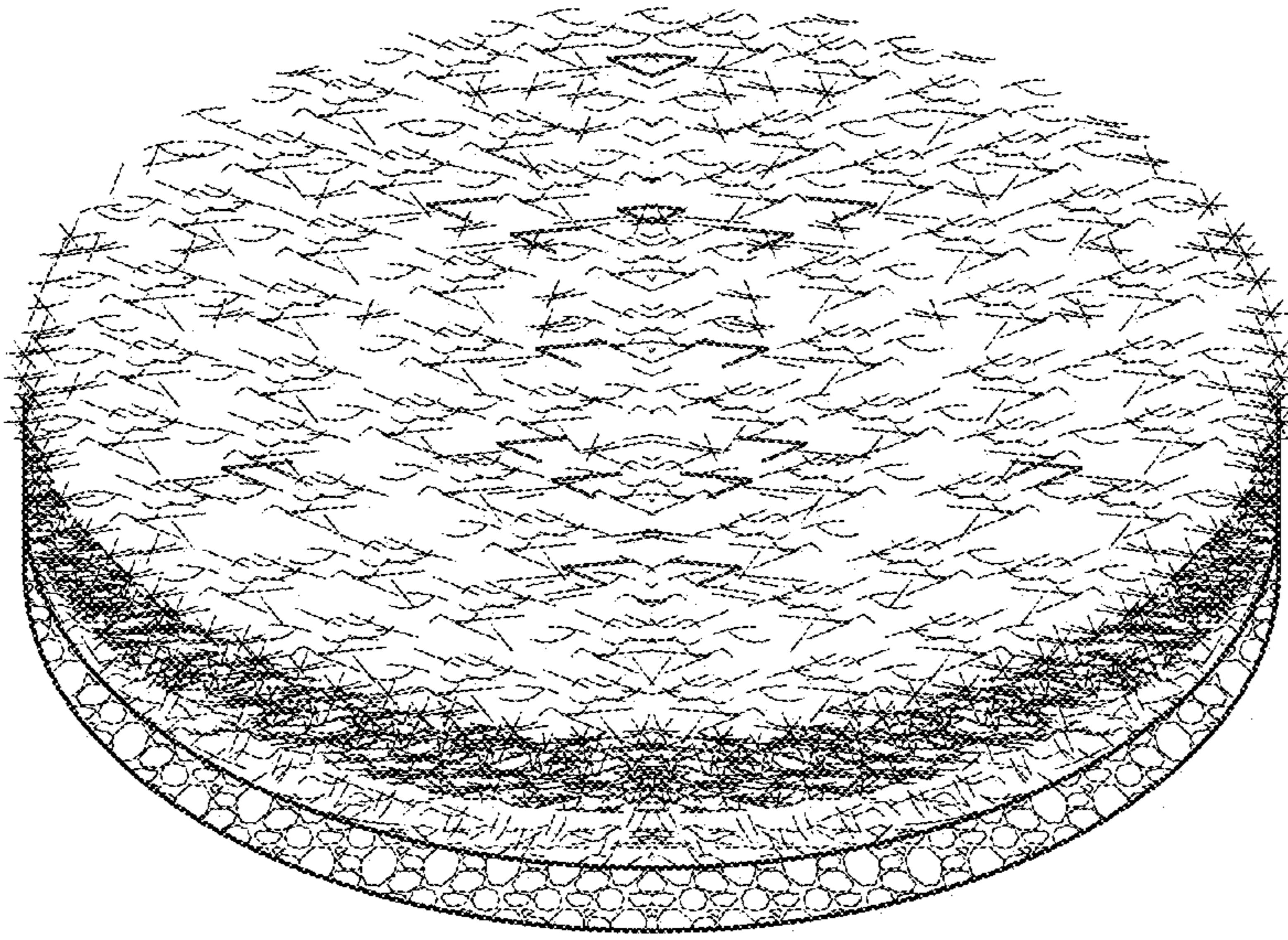


FIG. 1

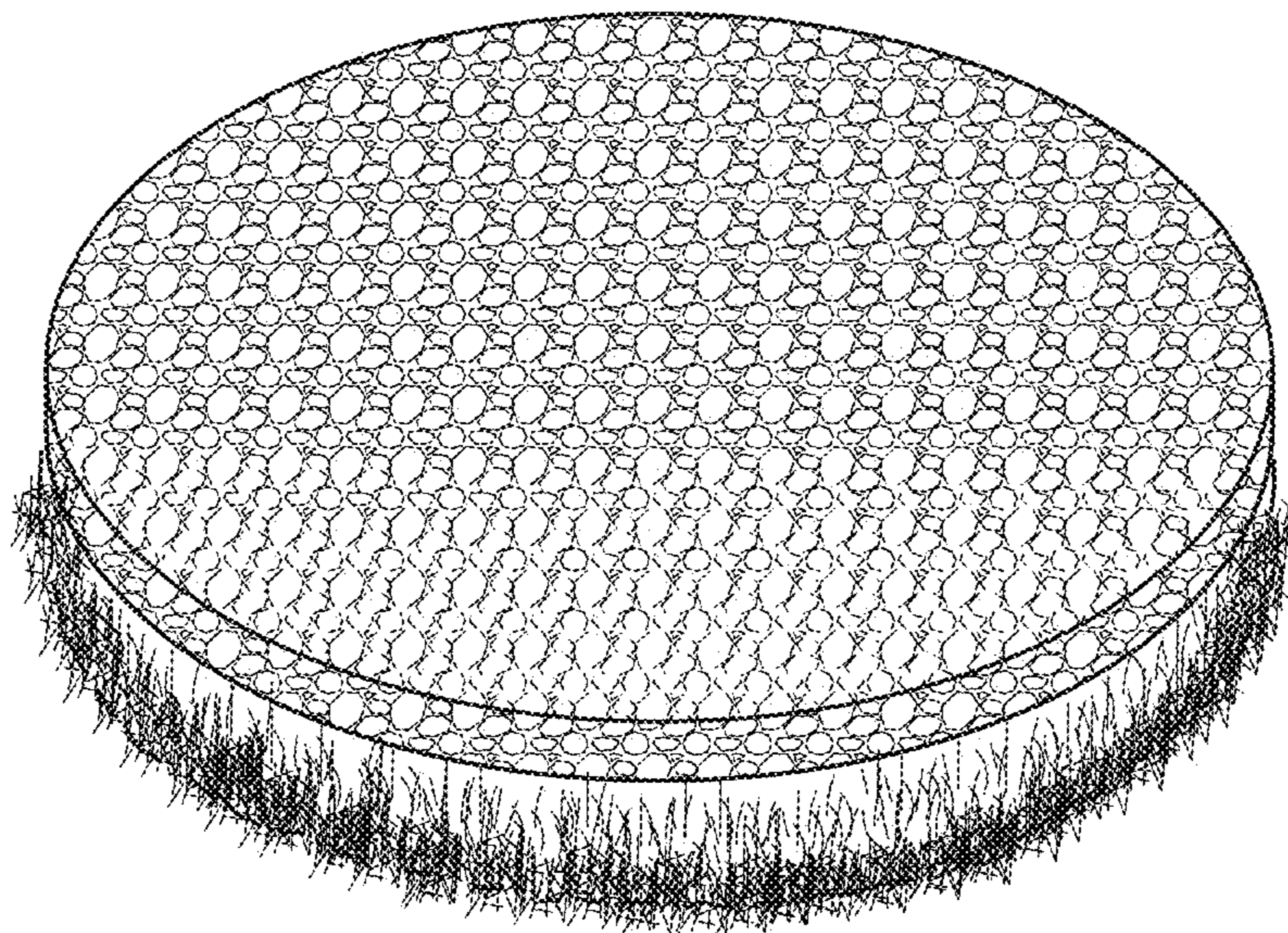


FIG. 2




FIG. 3




FIG. 4




FIG. 5




FIG. 6

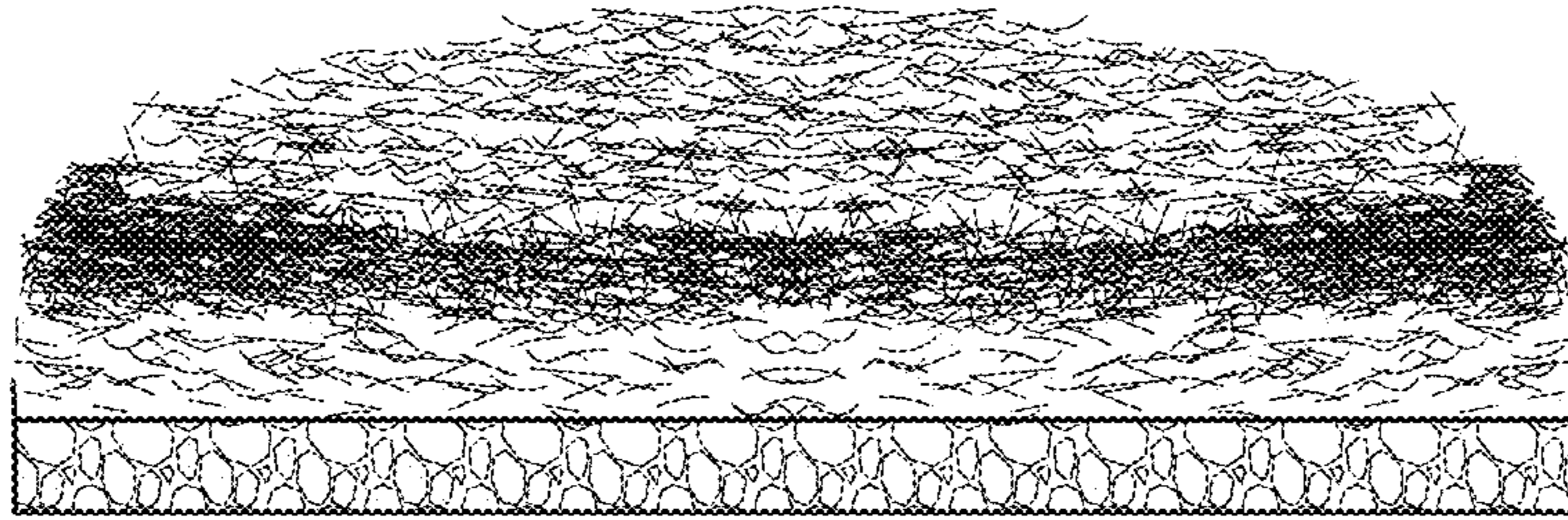


FIG. 7




FIG. 8