



US00D959940S

(12) **United States Design Patent**  
**Hua et al.**

(10) **Patent No.:** **US D959,940 S**  
(45) **Date of Patent:** **\*\* Aug. 9, 2022**

(54) **LAWN FORK**  
(71) Applicant: **CIXI HUAZHJIE PLASTIC PRODUCT CO., LTD., Zhejiang (CN)**  
(72) Inventors: **Jie Hua, Zhejiang (CN); Shimin Hua, Zhejiang (CN)**  
(73) Assignee: **CIXI HUAZHJIE PLASTIC PRODUCT CO., LTD., Zhejiang (CN)**

(\*\*) Term: **15 Years**  
(21) Appl. No.: **29/764,127**  
(22) Filed: **Dec. 28, 2020**

(30) **Foreign Application Priority Data**  
Nov. 12, 2020 (CN) ..... 202030683733.6  
(51) **LOC (13) Cl.** ..... **08-05**  
(52) **U.S. Cl.**  
USPC ..... **D8/13**  
(58) **Field of Classification Search**  
USPC ..... D8/1, 13; 56/400.17, 400.21, 400.01  
CPC ..... A01D 7/00  
See application file for complete search history.

(56) **References Cited**  
**U.S. PATENT DOCUMENTS**  
223,921 A \* 1/1880 Johnson ..... A01D 7/00  
56/400.21  
D21,934 S \* 10/1892 Putnam ..... D8/13  
534,279 A \* 2/1895 North ..... A01D 7/00  
172/349  
1,014,250 A \* 1/1912 Norman ..... A01D 7/10  
56/400.21  
1,515,975 A \* 11/1924 Smith ..... A01D 7/00  
294/26  
1,610,842 A \* 12/1926 Young ..... A01D 7/06  
56/400.21

D105,902 S \* 8/1937 Sherman ..... D8/9  
D136,519 S \* 10/1943 Jackson ..... 15/210.1  
2,989,836 A \* 6/1961 Schaffer ..... A01D 7/06  
294/55.5  
D211,596 S \* 7/1968 Gransden ..... D8/13  
D308,720 S \* 6/1990 Yuen ..... D8/13  
D332,554 S \* 1/1993 Gomez ..... D8/1  
5,562,318 A \* 10/1996 McBroom ..... A01K 1/0114  
294/55.5  
D375,883 S \* 11/1996 Fomby ..... D8/13  
D391,133 S \* 2/1998 Lee ..... A01K 1/0114  
D8/13  
D392,854 S \* 3/1998 Gregory ..... A01D 7/06  
D8/13  
D407,956 S \* 4/1999 Withem ..... A01D 7/00  
D8/13  
D456,676 S \* 5/2002 Sunila ..... A01D 7/00  
D8/13

(Continued)

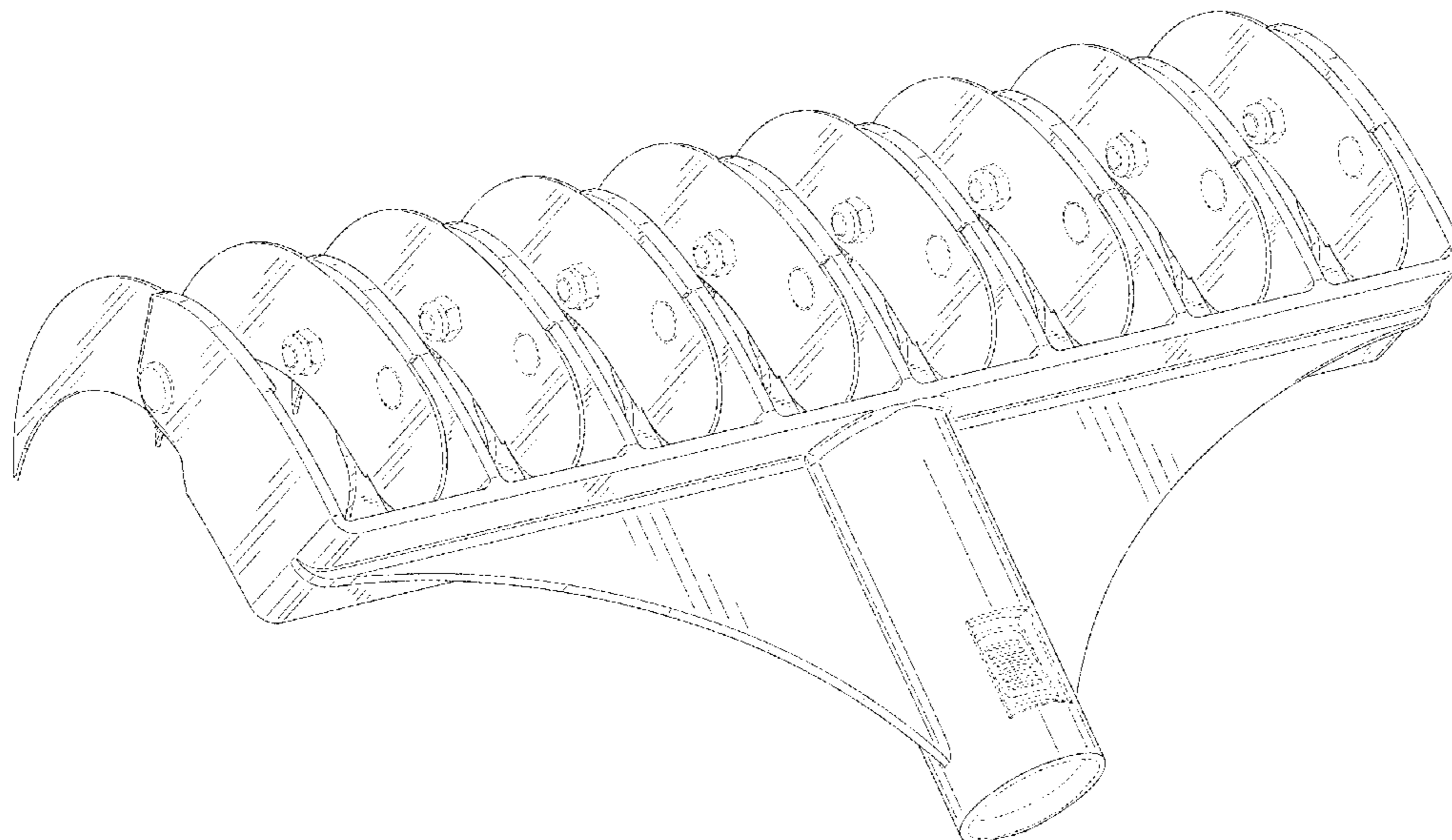
*Primary Examiner* — Rachel A. Voorhies  
*Assistant Examiner* — Benjamin D. Wannemacher  
(74) *Attorney, Agent, or Firm* — JCIPRNET

(57) **CLAIM**  
The ornamental design for a lawn fork, as shown and described.

**DESCRIPTION**

FIG. 1 is a perspective view of a lawn fork showing our new design;  
FIG. 2 is a front view thereof;  
FIG. 3 is a rear view thereof;  
FIG. 4 is a left side view thereof;  
FIG. 5 is a right side view thereof;  
FIG. 6 is a top view thereof;  
FIG. 7 is a bottom view thereof; and,  
FIG. 8 is a perspective view thereof, showing the status while in use.  
The broken lines illustrate portions of the lawn fork that form no part of the claimed design.

**1 Claim, 8 Drawing Sheets**



(56)

**References Cited**

U.S. PATENT DOCUMENTS

D584,583 S *	1/2009	Burks .....	A01D 7/10
			D8/13
D596,907 S *	7/2009	Przygoda .....	A01D 7/06
			D8/13
D678,738 S *	3/2013	Hua .....	D8/13
2004/0112036 A1 *	6/2004	Savas .....	A01D 7/00
			56/400.1

\* cited by examiner

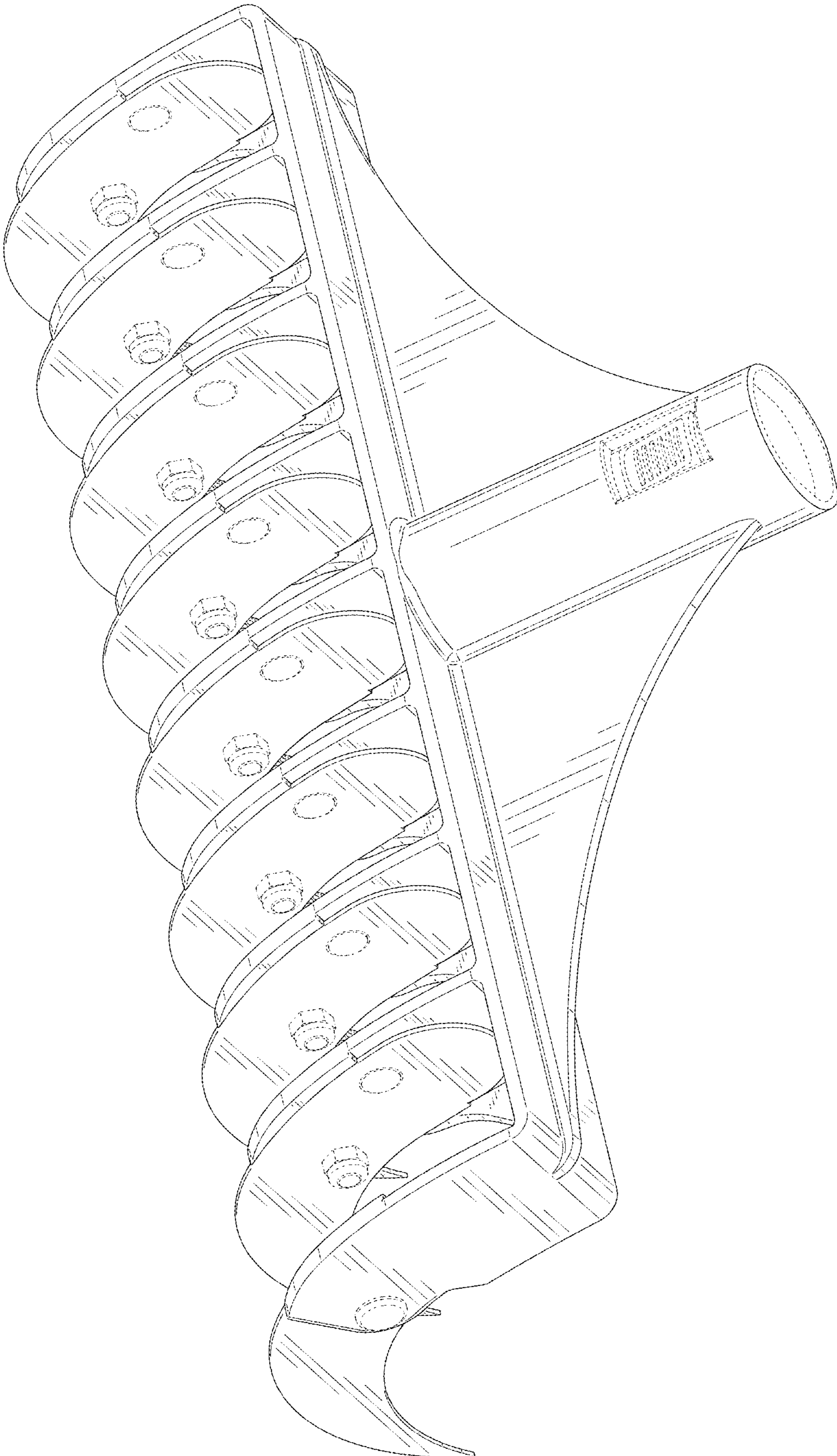


FIG. 1

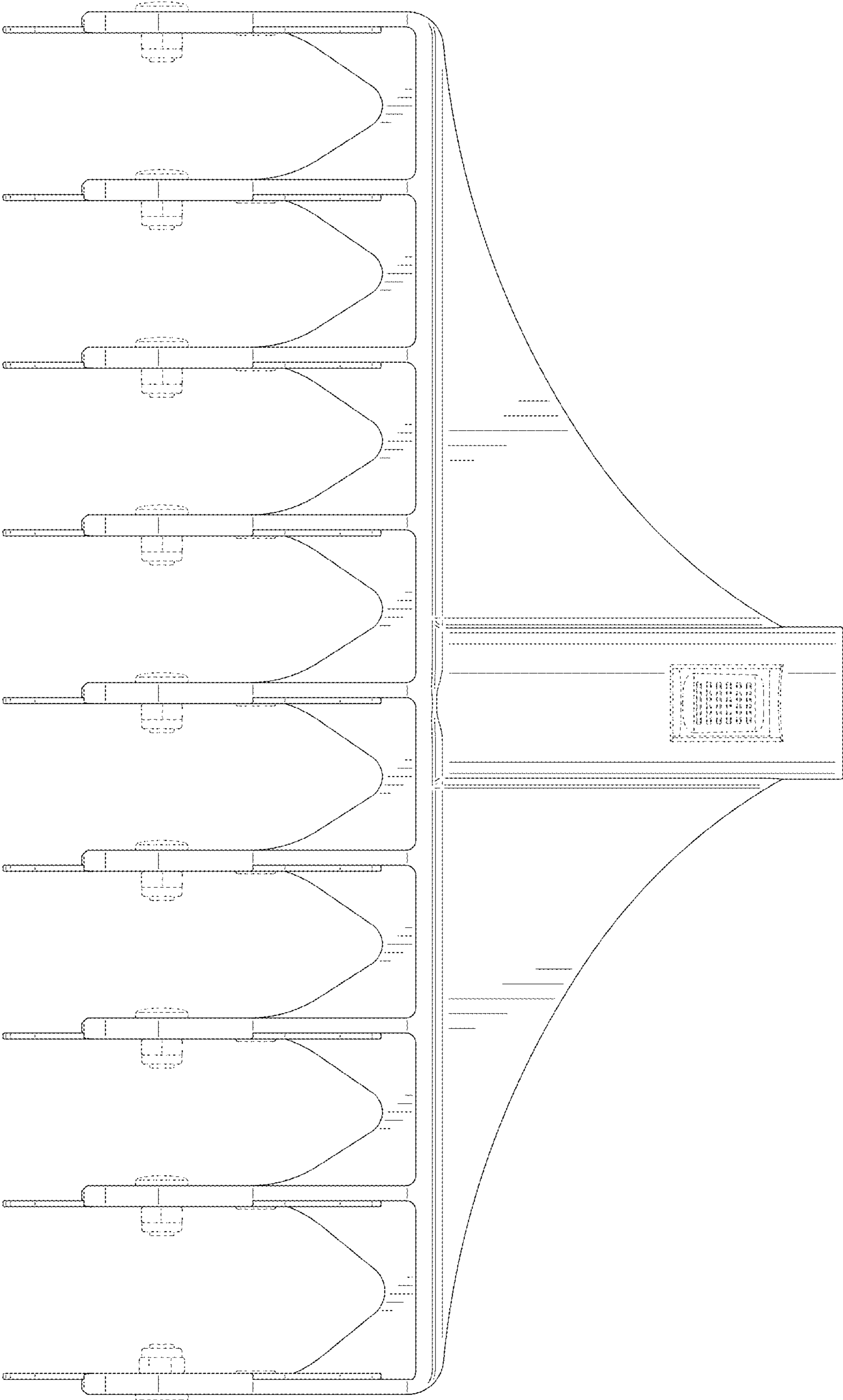


FIG. 2

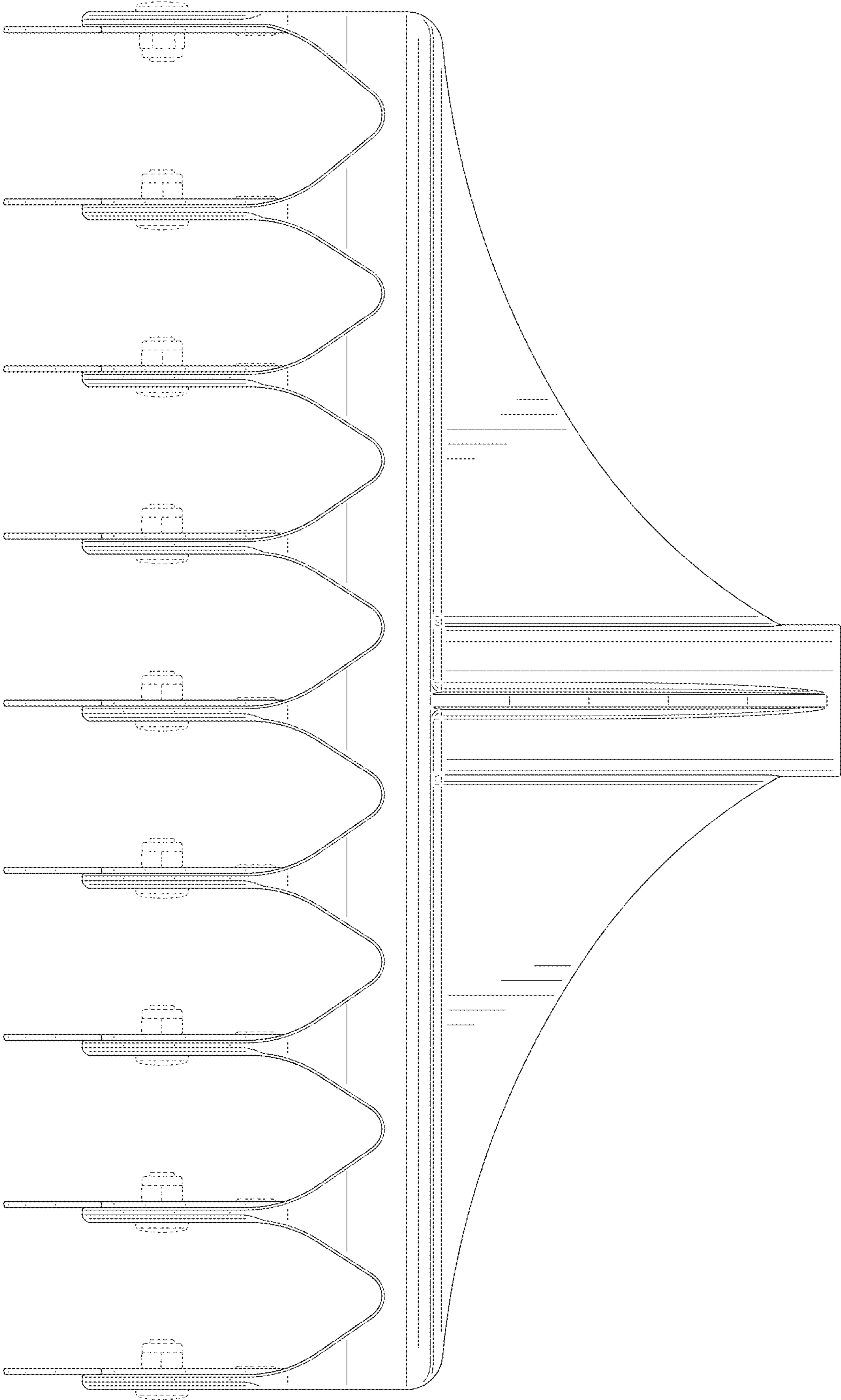


FIG. 3

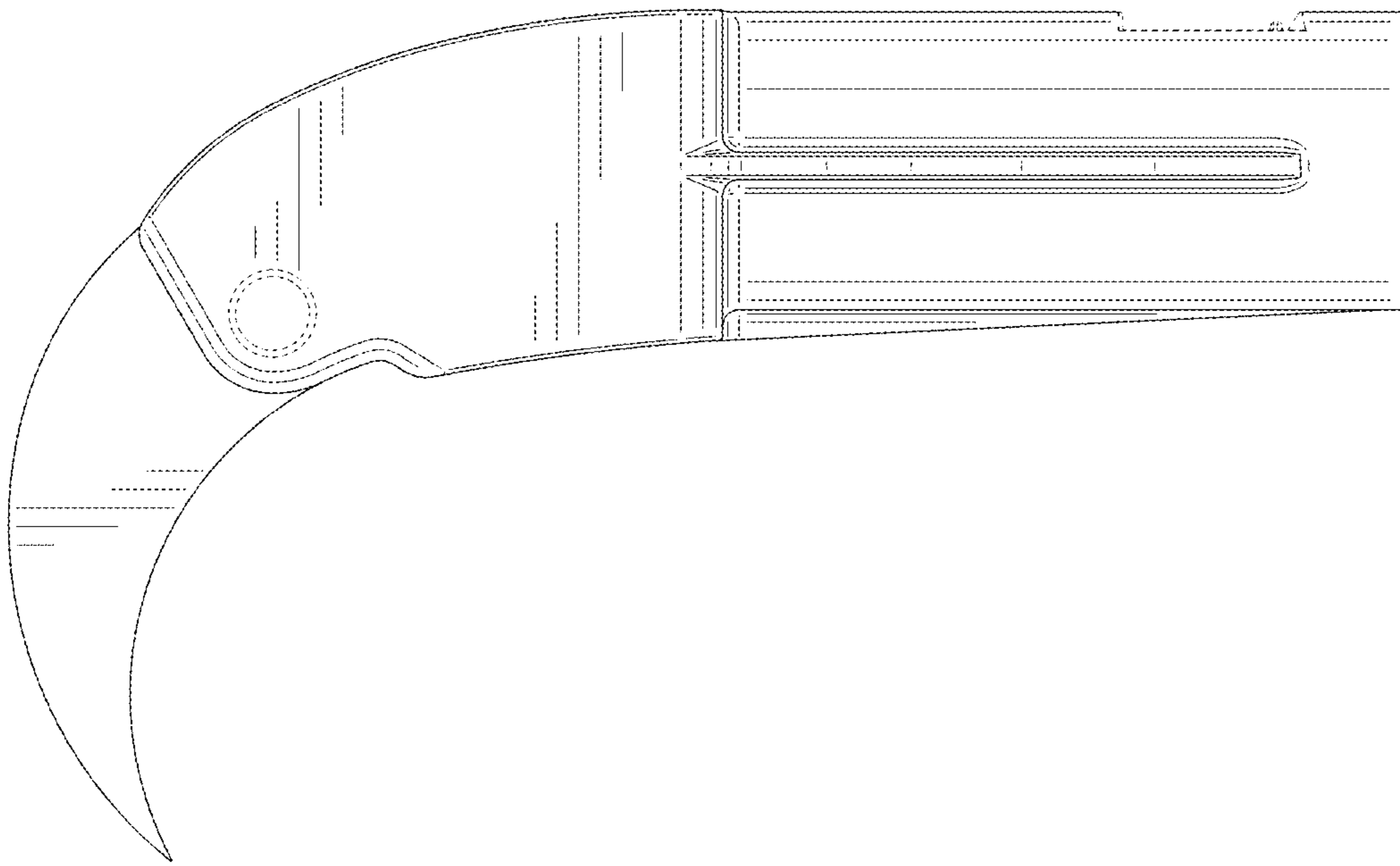


FIG. 4

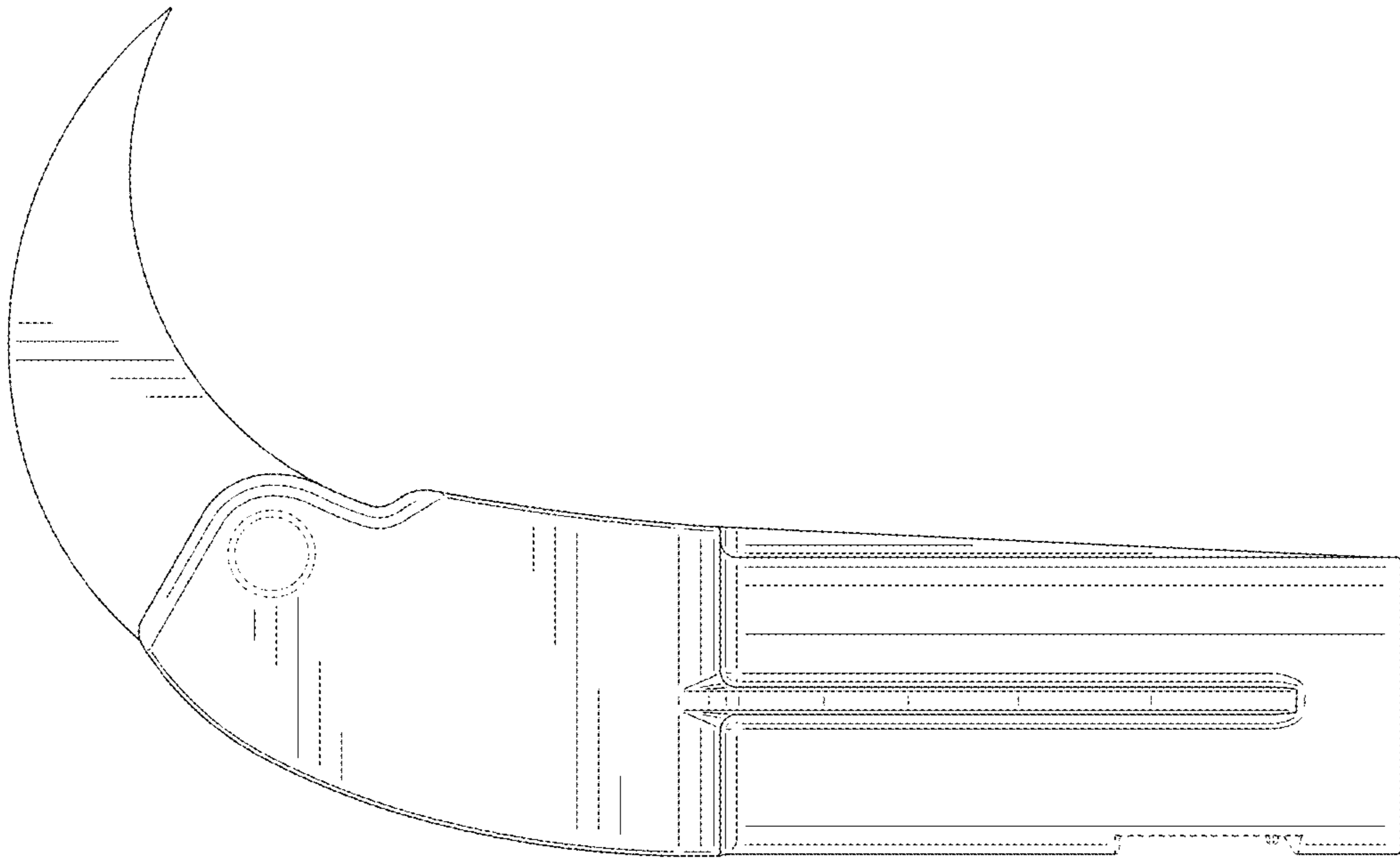


FIG. 5

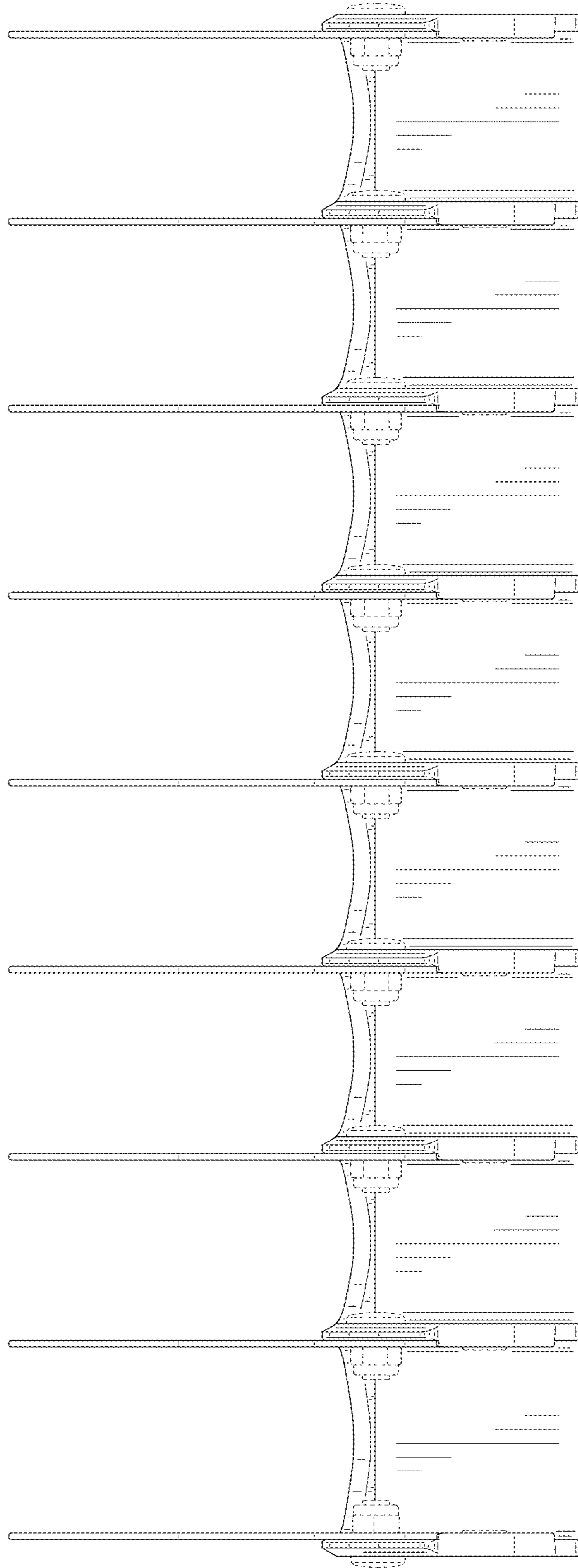


FIG. 6



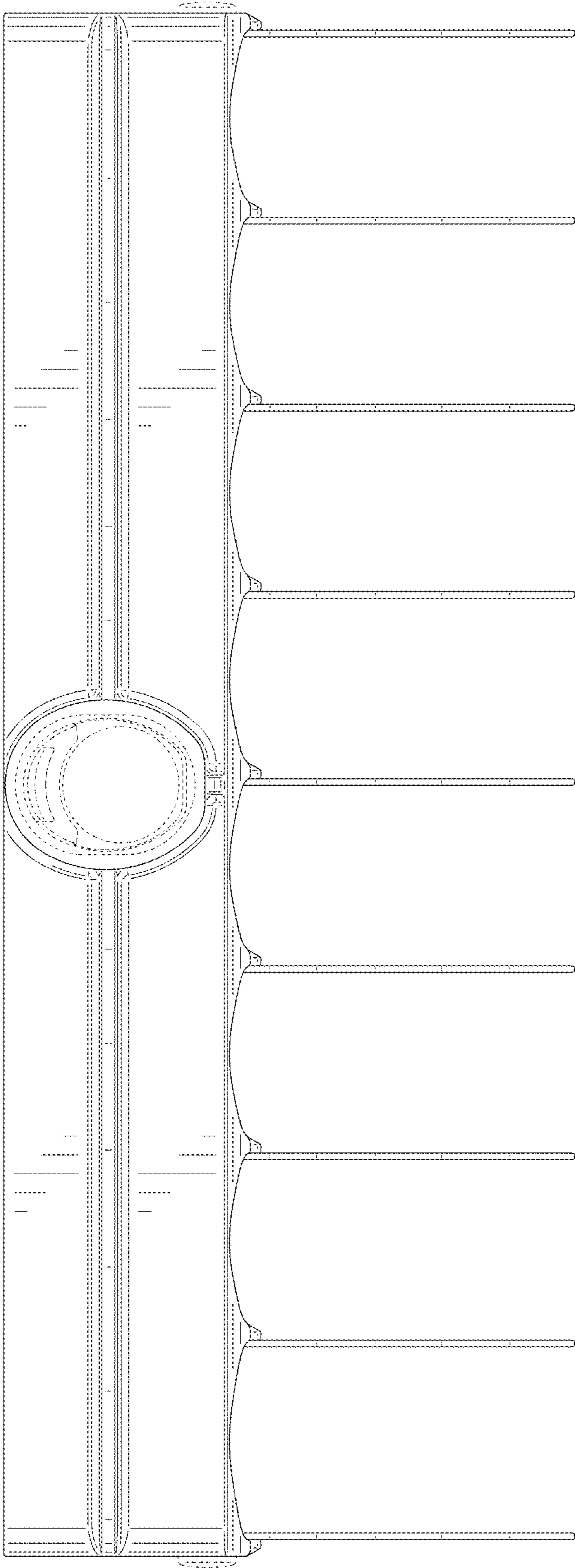


FIG. 7




FIG. 8