



US00D959919S

(12) **United States Design Patent** (10) **Patent No.:** **US D959,919 S**
Wang (45) **Date of Patent:** **** Aug. 9, 2022**

(54) **LUNCH BAG**
(71) Applicant: **Fan Wang**, Guangdong (CN)
(72) Inventor: **Fan Wang**, Guangdong (CN)
(73) Assignee: **Dongguan Miku Keji Co., Ltd.**,
Guangdong (CN)
(**) Term: **15 Years**

D883,047 S 5/2020 Kou
D886,538 S * 6/2020 Jacobsen D7/607
D886,539 S * 6/2020 Jacobsen D7/607
D894,692 S * 9/2020 Herold D7/607
D896,591 S * 9/2020 Seiders D7/607
D903,430 S * 12/2020 Eisenhardt D7/607
D904,830 S * 12/2020 Meda D7/607
D906,058 S * 12/2020 Sullivan D7/607
2005/0263528 A1 * 12/2005 Maldonado A45C 11/20
220/592.2
2010/0014785 A1 * 1/2010 Deck A45C 3/04
383/12

(21) Appl. No.: **29/760,989**

(Continued)

(22) Filed: **Dec. 4, 2020**

OTHER PUBLICATIONS

(51) **LOC (13) Cl.** **07-07**
(52) **U.S. Cl.**
USPC **D7/607; D3/301**
(58) **Field of Classification Search**
USPC D7/601, 602, 605, 607, 701, 709;
D3/201, 232, 245, 246, 273, 276, 301
CPC A45C 1/00; A45C 11/20; A45C 2003/007;
A45C 2003/008; A45C 7/0059; F25D
2331/80; F25D 2331/804; B65D 30/08
See application file for complete search history.

Movcompra Insulated Lunch Box | posted at Amazon.com, posted on Jun. 24, 2020© 1996-2022 Amazon.com, [Online], [site visited May 31, 2022]. Available from Internet, <URL: https://www.amazon.com/dp/B08BRMNYTC>, (Year: 2020).*

Primary Examiner — Andrew Kerr

(57) **CLAIM**

The ornamental design for a lunch bag, as shown and described.

(56) **References Cited**

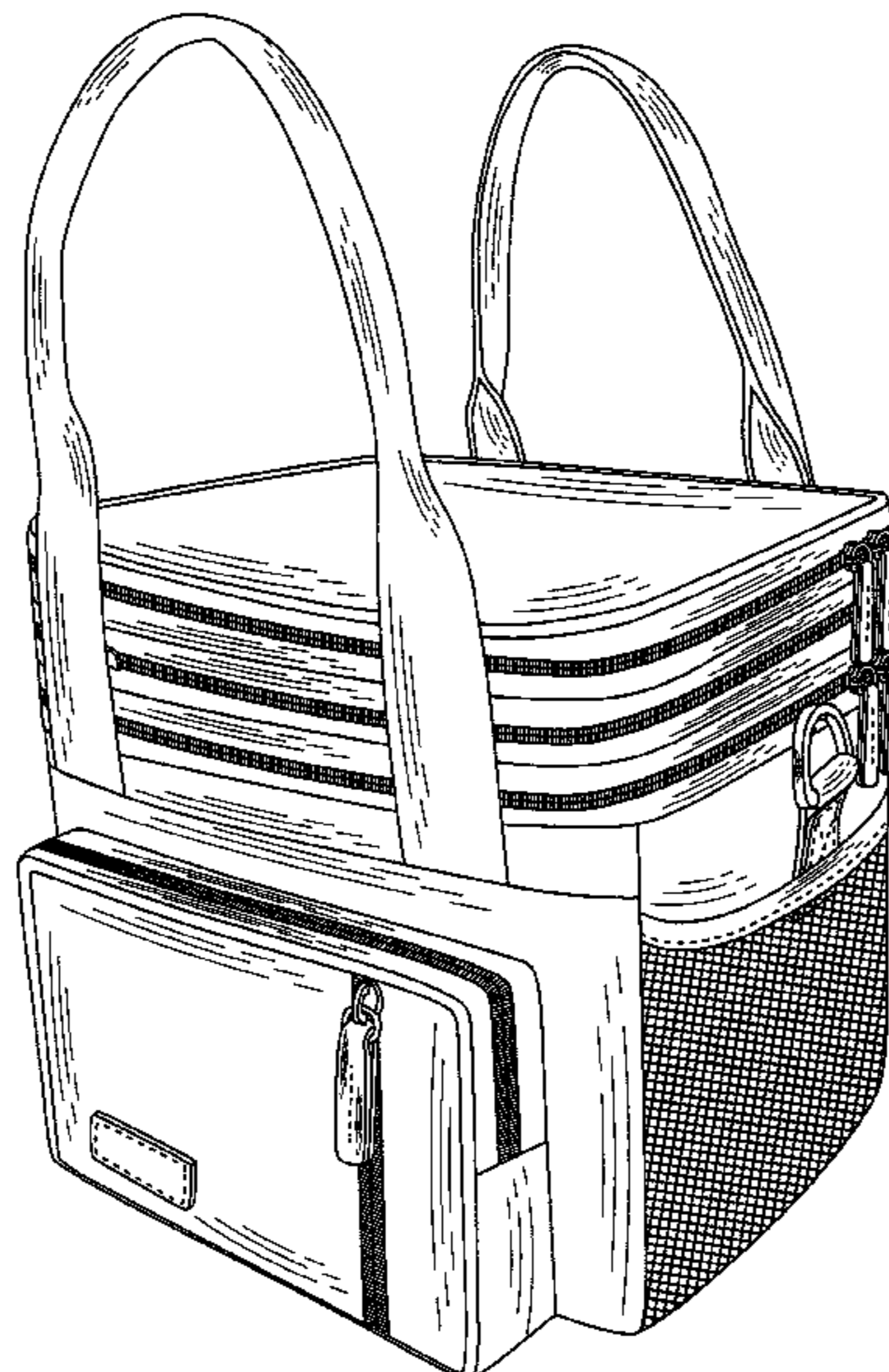
DESCRIPTION

U.S. PATENT DOCUMENTS

D372,795 S 8/1996 Swinford et al.
D406,729 S 3/1999 Freese et al.
D421,371 S 3/2000 Fair
D434,609 S * 12/2000 Yu D7/607
D434,954 S 12/2000 Daw et al.
D465,134 S * 11/2002 Joss D3/287
D485,732 S * 1/2004 Lanman D7/607
D682,635 S 5/2013 Boroski
D780,523 S 3/2017 Jacobsen
D780,524 S * 3/2017 Jacobsen D7/607
D783,371 S 4/2017 Burton et al.
D858,227 S * 9/2019 Wiles D7/709
D868,545 S * 12/2019 Lin D7/607
D873,090 S * 1/2020 Jacobsen D7/607
D881,655 S * 4/2020 Jacobsen D7/607

FIG. 1 is a perspective view of a lunch bag showing my new design;
FIG. 2 is a front elevational view thereof;
FIG. 3 is a rear elevational view thereof;
FIG. 4 is a left side elevational view thereof;
FIG. 5 is a right side elevational view thereof;
FIG. 6 is a top plan view thereof; and,
FIG. 7 is a bottom plan view thereof.
The broken lines shown in FIGS. 1-5 depict stitching which forms part of the claimed design. The broken lines in FIG. 7 depict portions of the claimed design that form no part of the claimed design.

1 Claim, 7 Drawing Sheets



(56)

References Cited

U.S. PATENT DOCUMENTS

2013/0140120 A1* 6/2013 Rasmussen A45C 7/005
190/109
2017/0099920 A1* 4/2017 Bailey A45C 3/001
2018/0162626 A1* 6/2018 Munie A45C 13/00
2019/0170422 A1* 6/2019 Dexter F25D 3/08

* cited by examiner

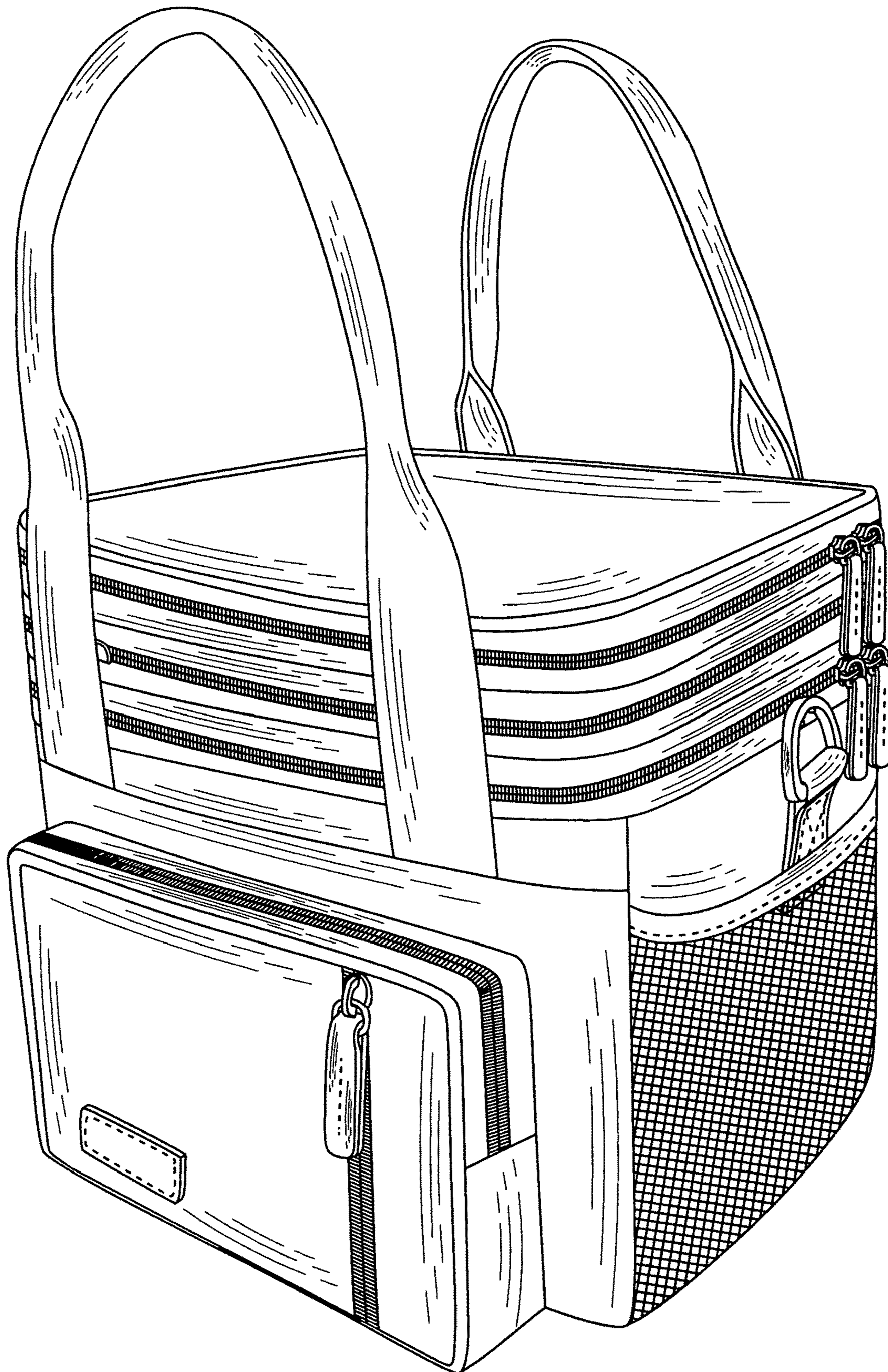


FIG. 1

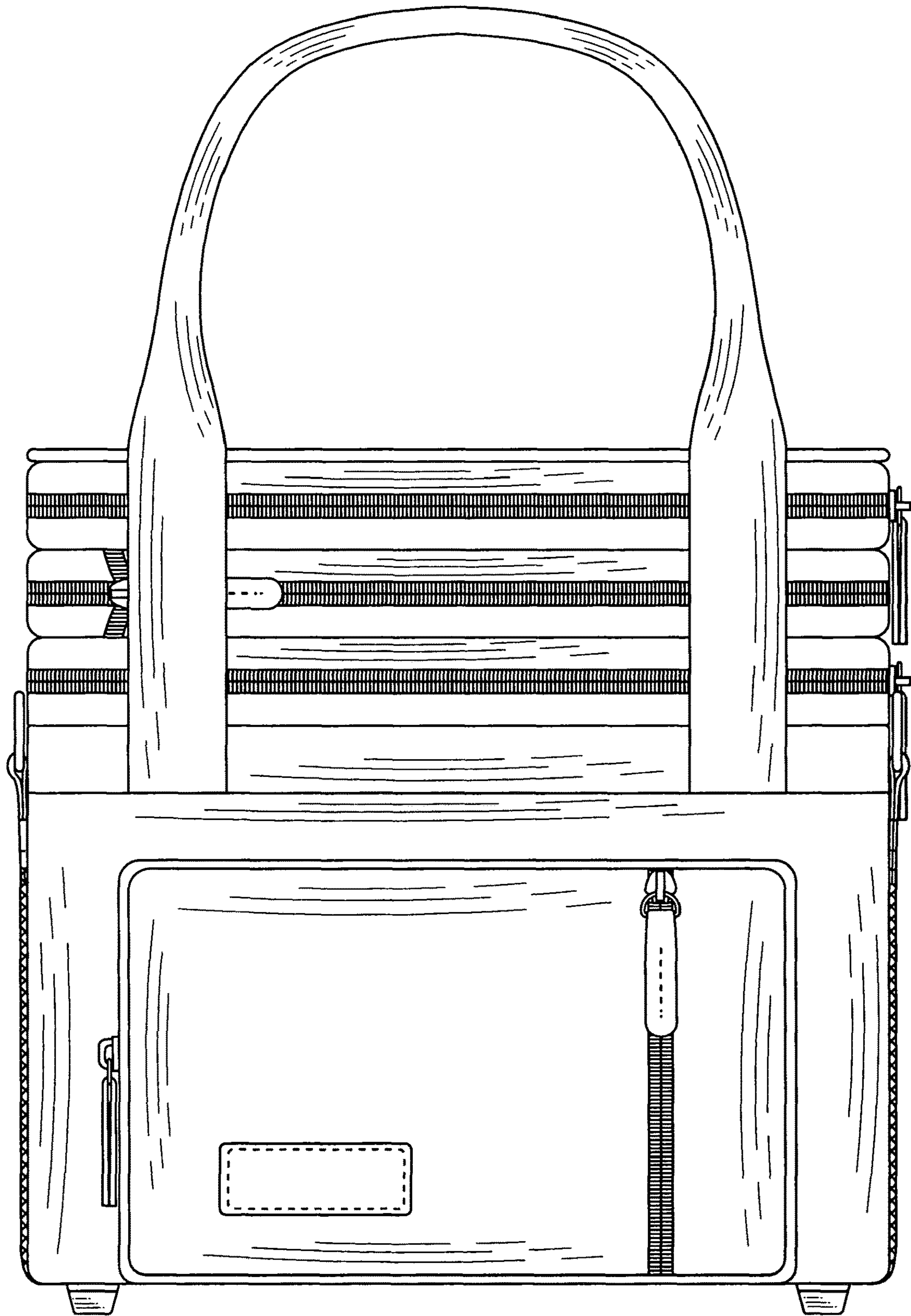


FIG. 2

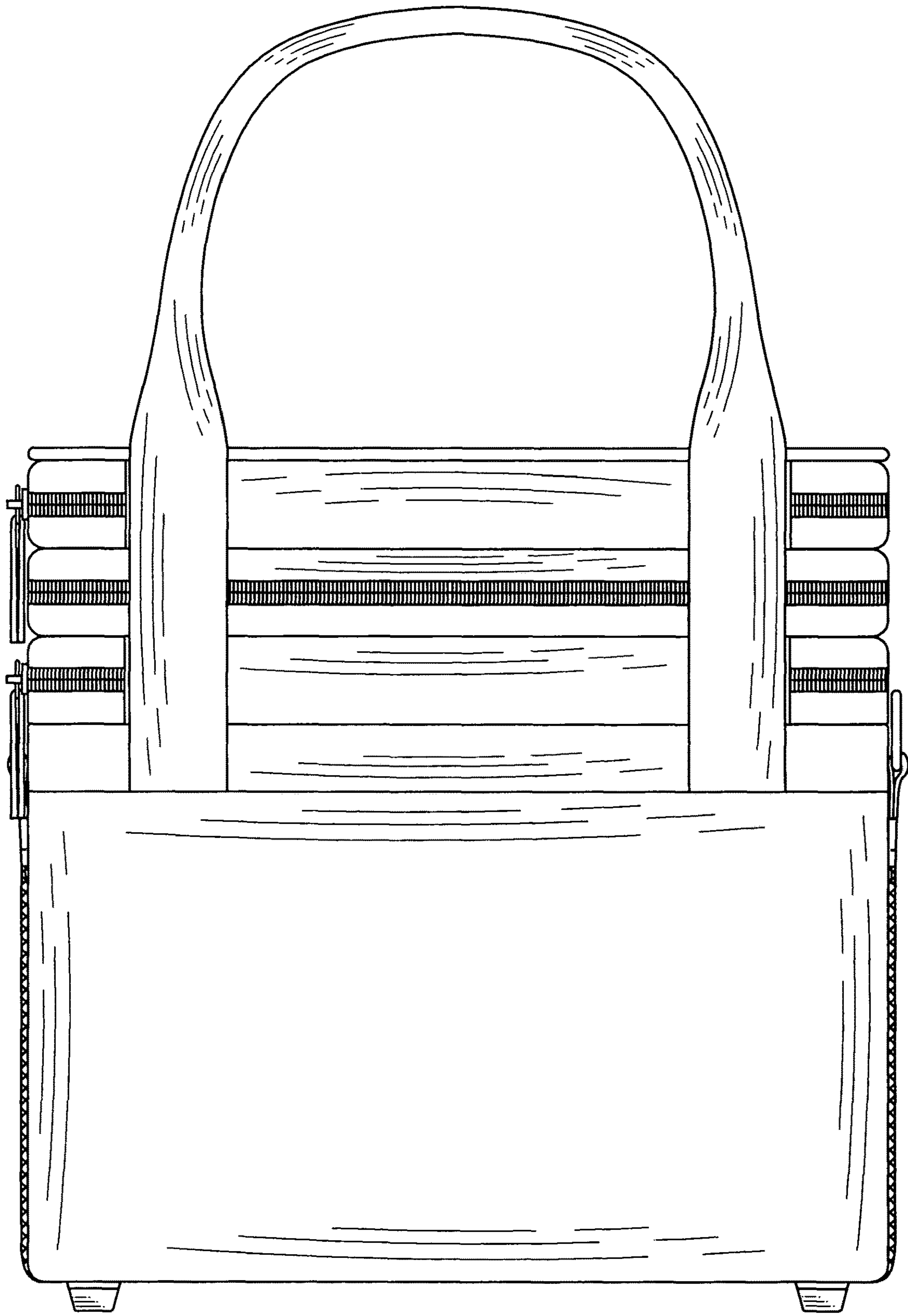


FIG. 3

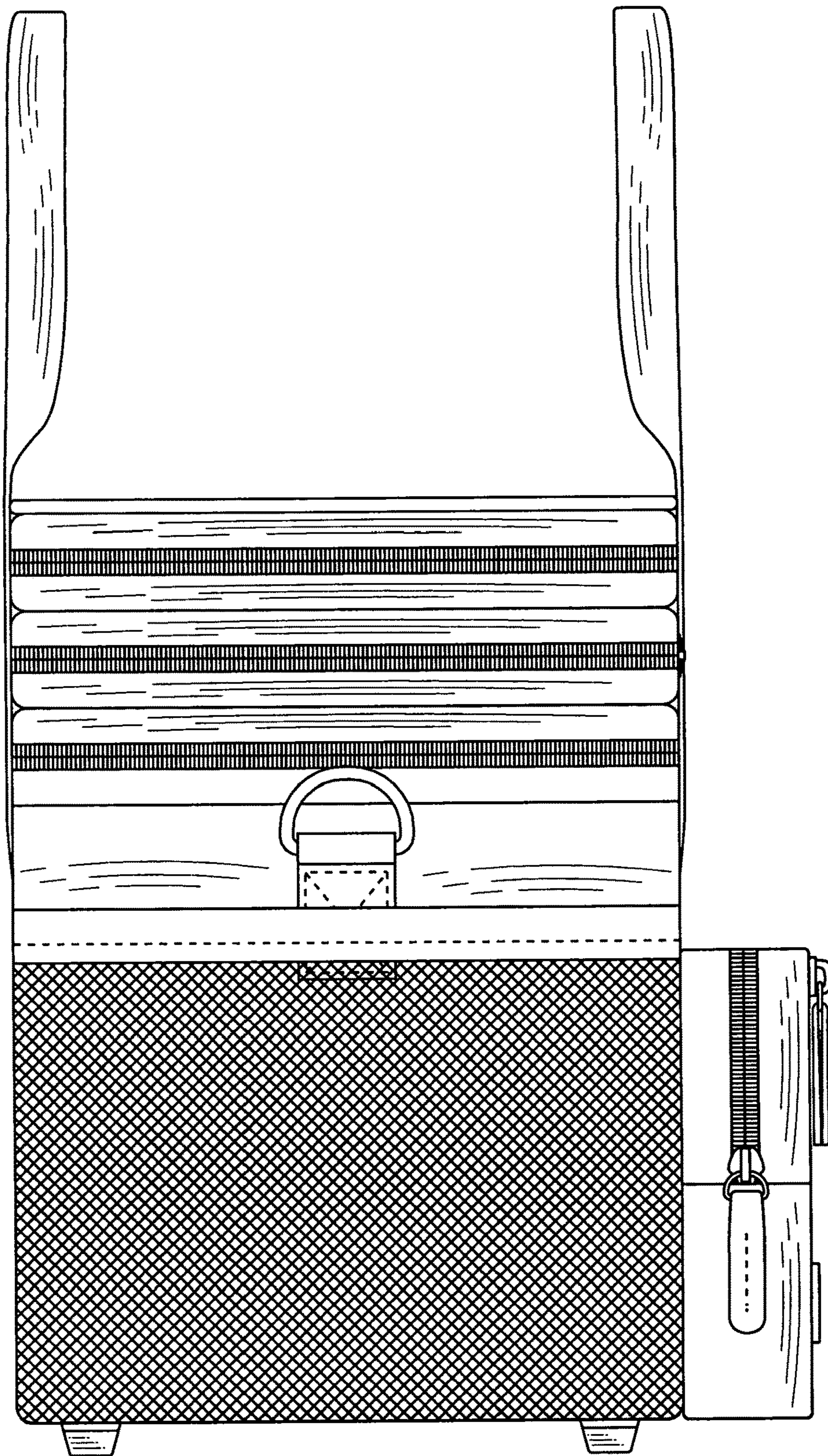


FIG. 4

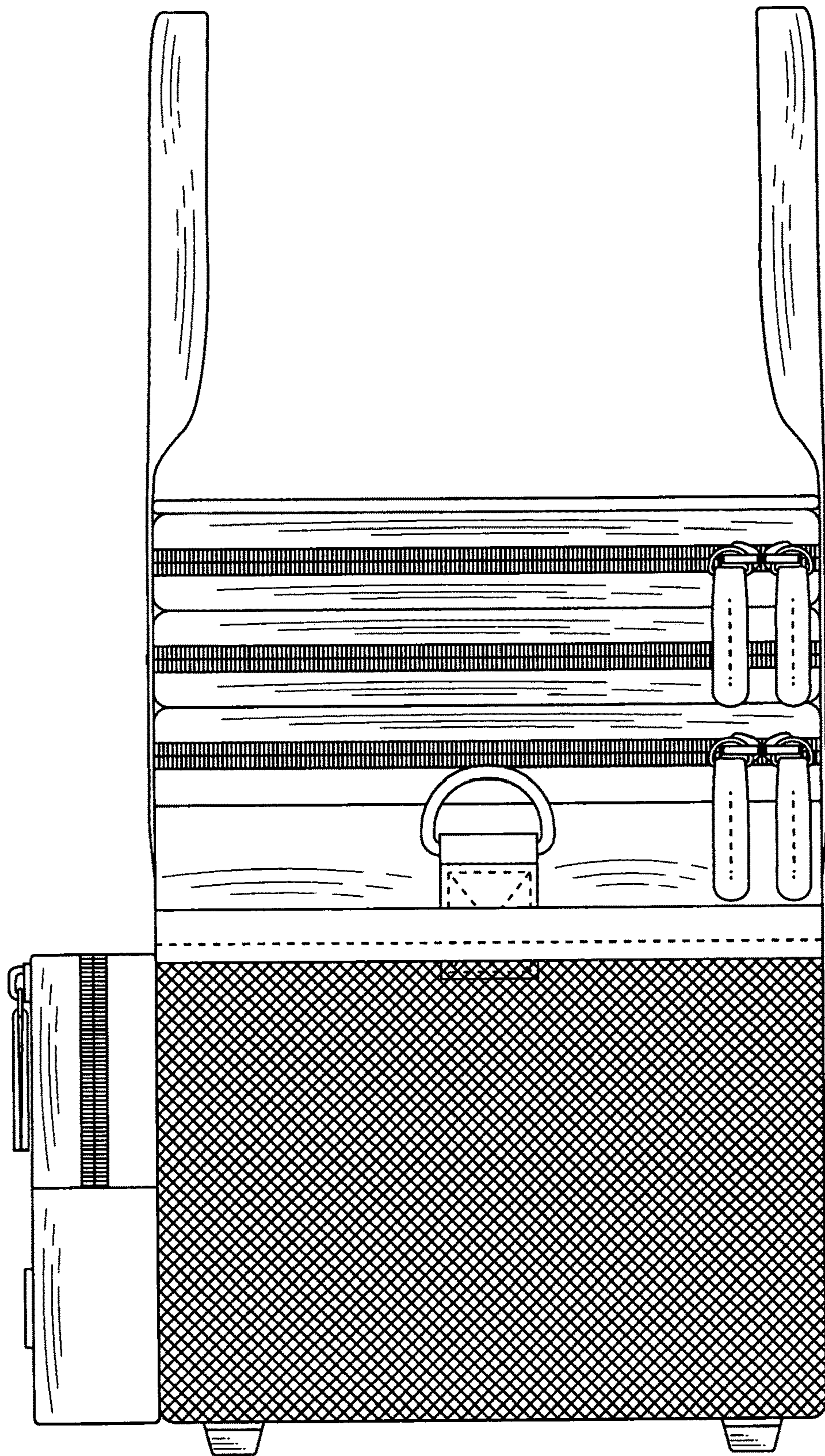


FIG. 5

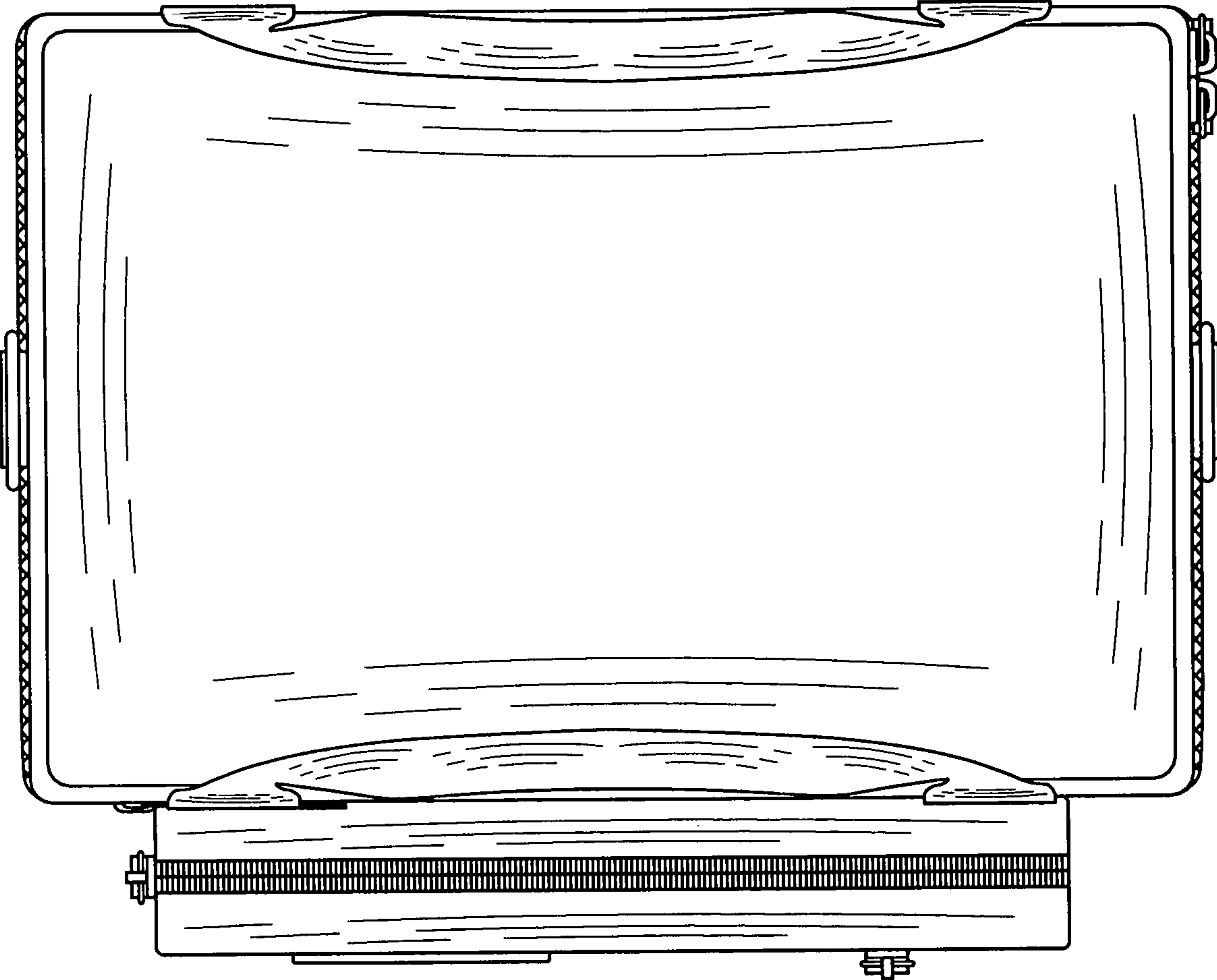


FIG. 6

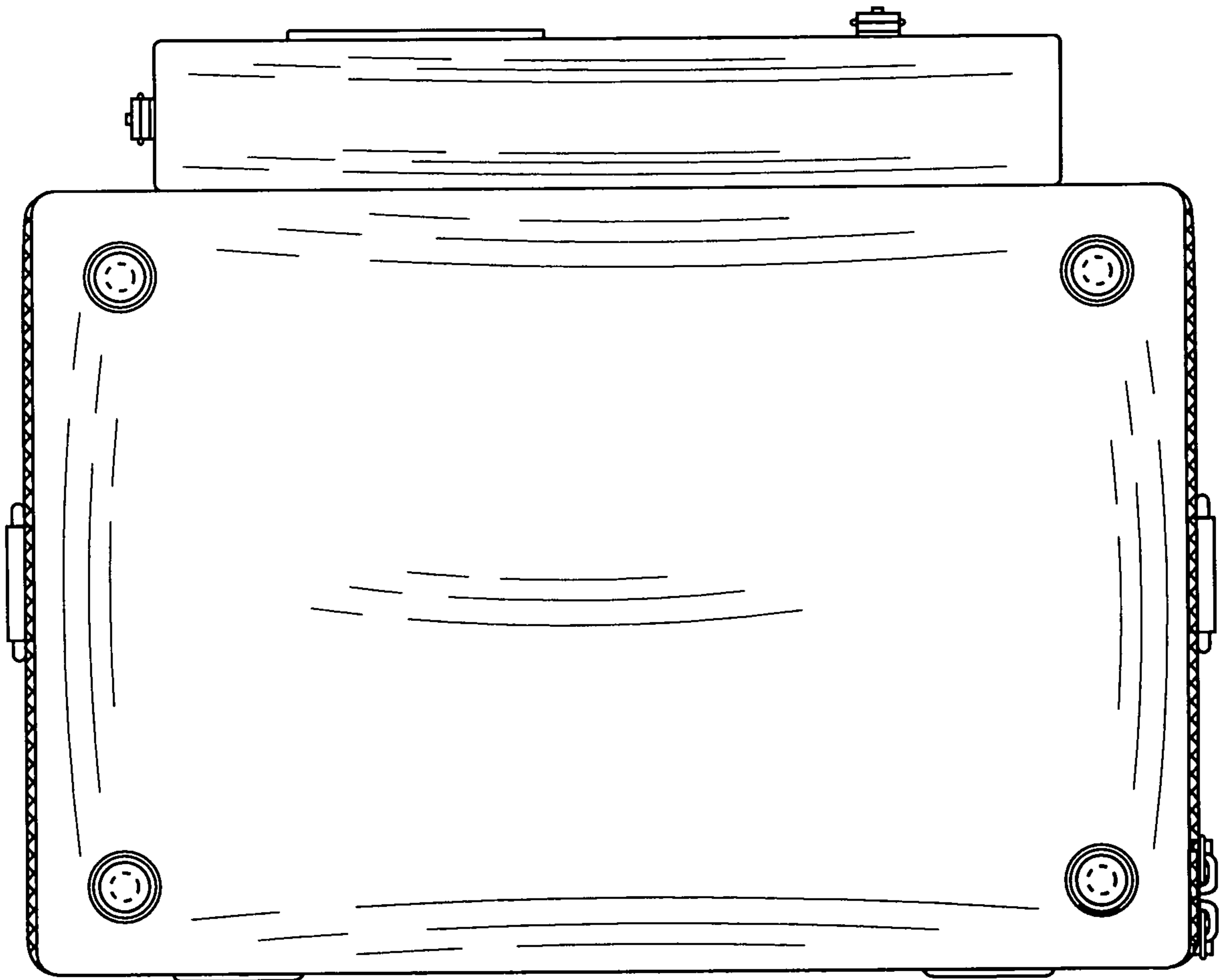


FIG. 7