



US00D959917S

(12) **United States Design Patent**
Huang

(10) **Patent No.:** **US D959,917 S**

(45) **Date of Patent:** **** Aug. 9, 2022**

(54) **CAKE STAND**

(71) Applicant: **Xiamen ErdouKongjian Furniture Co., Ltd.**, Fujian (CN)

(72) Inventor: **Weining Huang**, Fujian (CN)

(73) Assignee: **Xiamen ErdouKongjian Furniture Co., Ltd.**, Fujian (CN)

(**) Term: **15 Years**

(21) Appl. No.: **29/748,635**

(22) Filed: **Aug. 31, 2020**

(51) **LOC (13) Cl.** **07-01**

(52) **U.S. Cl.**
USPC **D7/565**

(58) **Field of Classification Search**
USPC D7/550.1, 554.1, 554.2, 554.4, 558, 560,
D7/565, 584, 585, 586, 588, 602, 610,
D7/396.1, 396.6; D6/685-687, 692,
D6/692.1-692.6, 707, 707.2, 708.17,
D6/708.2

CPC A47G 2400/061; A47B 7/00; A47B 11/00;
A47B 13/08; A47B 13/083; A47B 13/14
See application file for complete search history.

(56) **References Cited**

U.S. PATENT DOCUMENTS

D689,742 S *	9/2013	Goodchild	D7/610
D729,205 S *	5/2015	Shu	D14/216
D821,785 S *	7/2018	Naimo	D6/610
D860,692 S *	9/2019	Vodrazka	D6/677
D870,499 S *	12/2019	Aubry	D6/692.3
D871,857 S *	1/2020	Carey	D7/610
D900,552 S *	11/2020	Liao	D7/558
D915,145 S *	4/2021	Huang	D7/558
D915,146 S *	4/2021	Huang	D7/558
2010/0330240 A1 *	12/2010	Jeffery	A21C 15/00 108/101

OTHER PUBLICATIONS

Bling Wedding Cake Stand | posted at Amazon.com, posted on Jun. 22, 2016, © 1996-2022 Amazon.com, [online], [site visited Mar. 21, 2022]. Available from Internet, <URL: https://www.amazon.com/OCCASIONS-Wedding-Cupcake-Decorative-Centerpiece/dp/B00SDWN4GE/ref=psdc_5264731011_t2_B01D9YKDUA?th=1> (Year: 2016).*

* cited by examiner

Primary Examiner — Andrew Kerr

(74) *Attorney, Agent, or Firm* — ScienBiziP, P.C.

(57) **CLAIM**

The ornamental design for a cake stand, as shown and described.

DESCRIPTION

FIG. 1 is a top perspective view of a cake stand, showing my design.

FIG. 2 is a bottom perspective view thereof.

FIG. 3 is a front elevation view thereof.

FIG. 4 is a rear elevation view thereof.

FIG. 5 is a left side elevation view thereof.

FIG. 6 is a right side elevation view thereof.

FIG. 7 is a bottom plan view thereof.

FIG. 8 is a top plan view thereof.

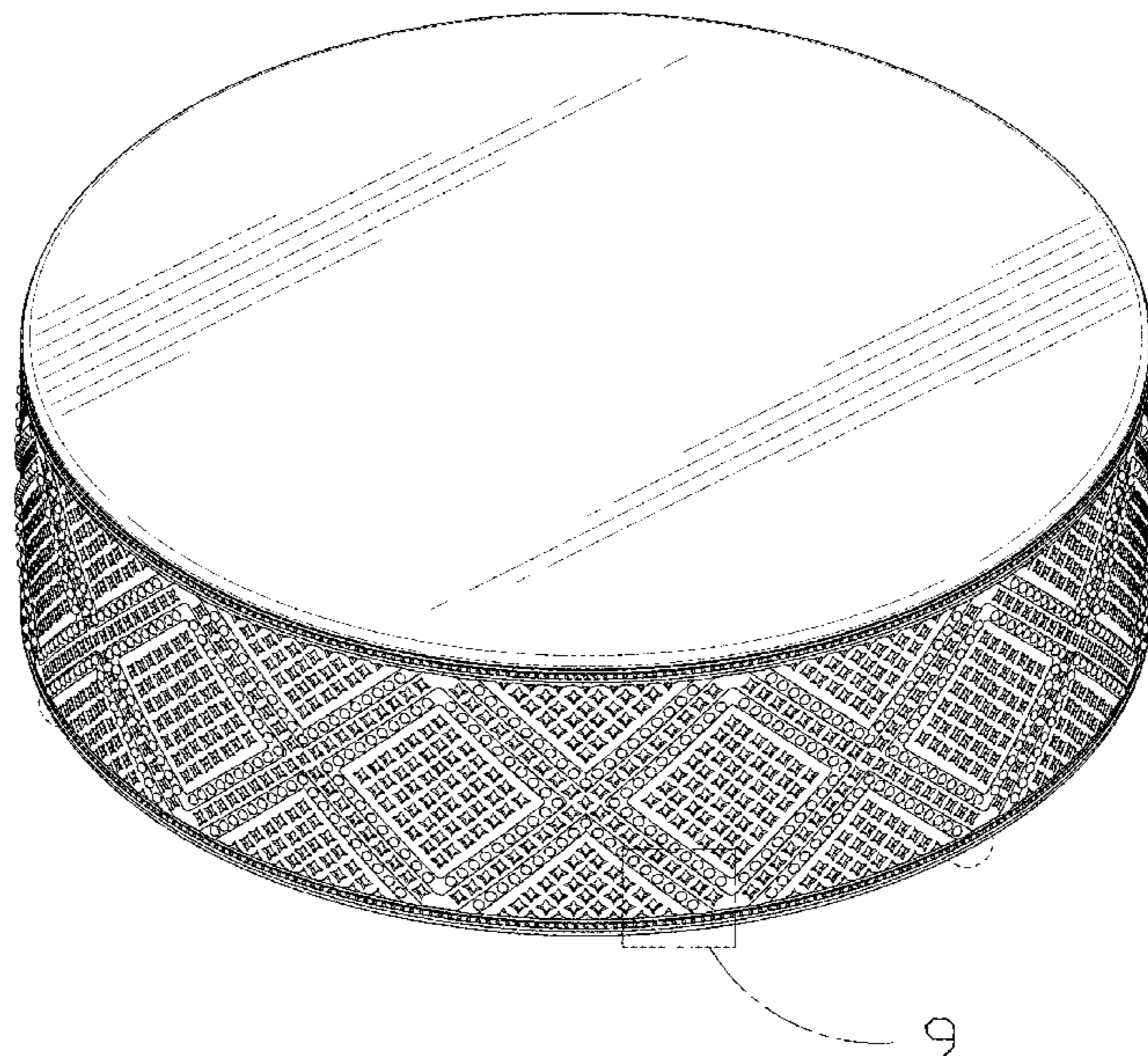
FIG. 9 is an enlarged view of an area labeled 9 in FIG. 1; and,

FIG. 10 is an enlarged view of an area labeled 10 in FIG. 2.

The dash-dash broken lines in the drawings depict portions of the cake stand that form no part of the claimed design.

The dot-dash broken lines framing portions of the claimed design that are illustrated for enlargements form no part of the claimed design.

1 Claim, 10 Drawing Sheets



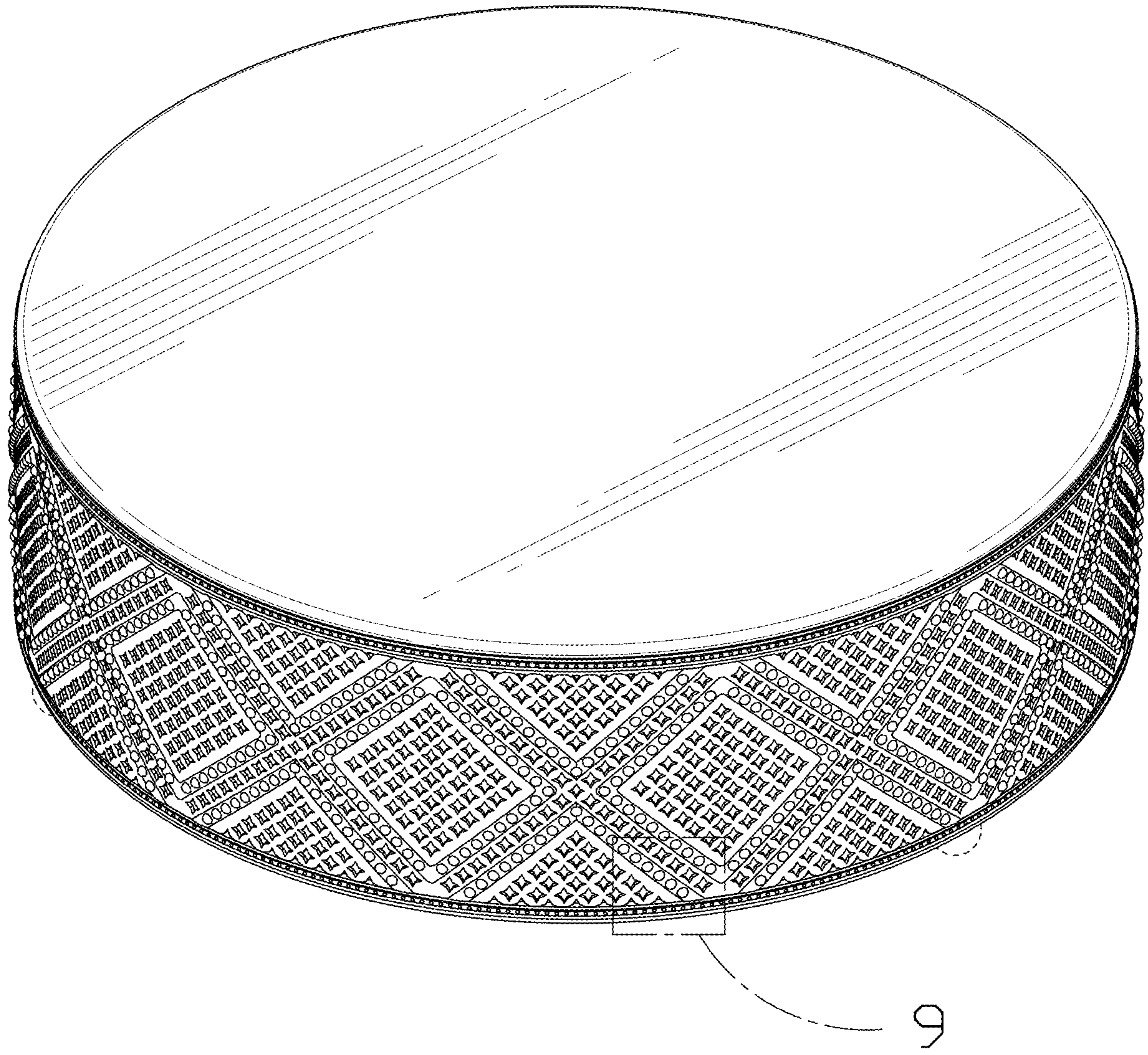


FIG. 1

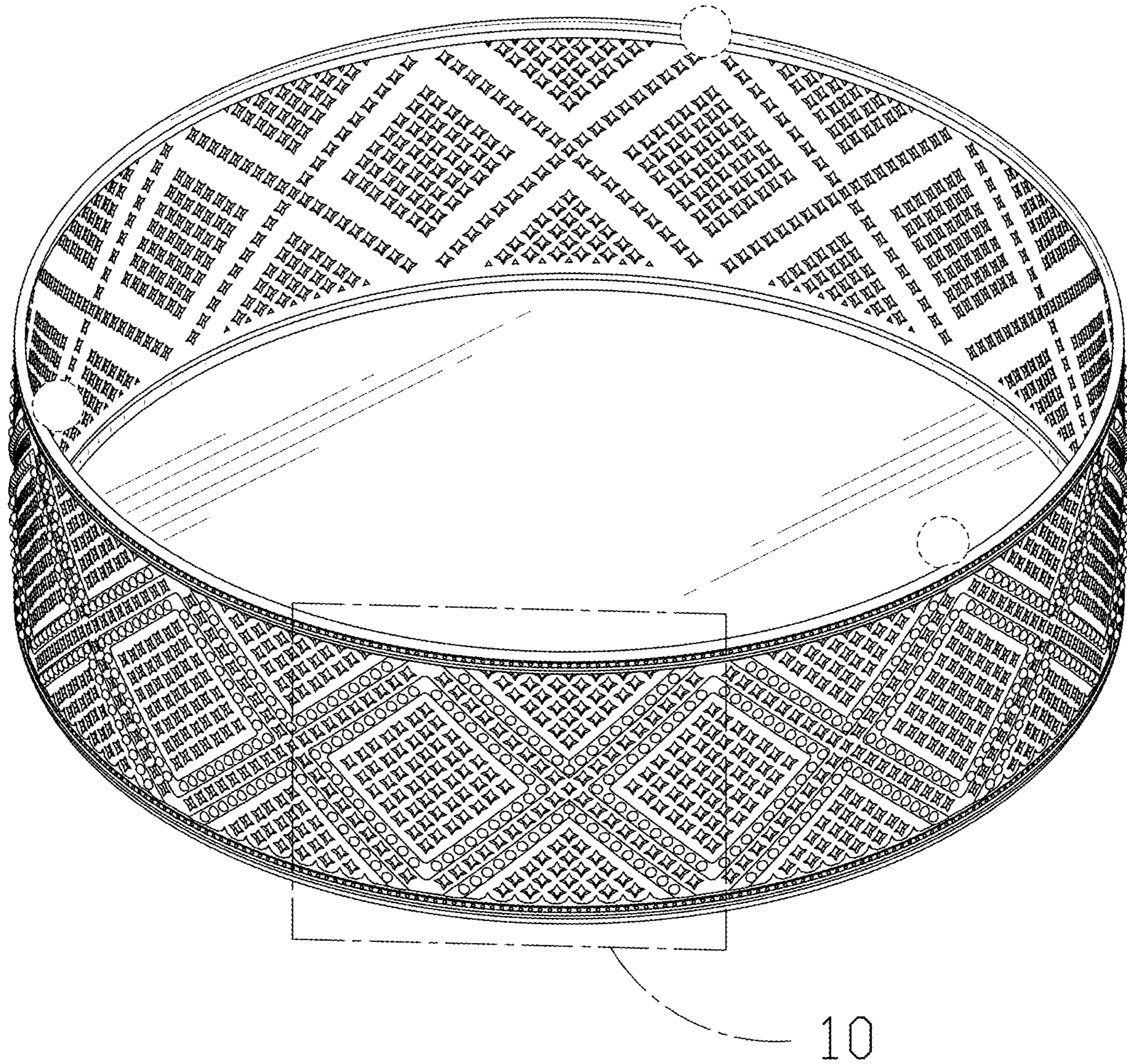


FIG. 2

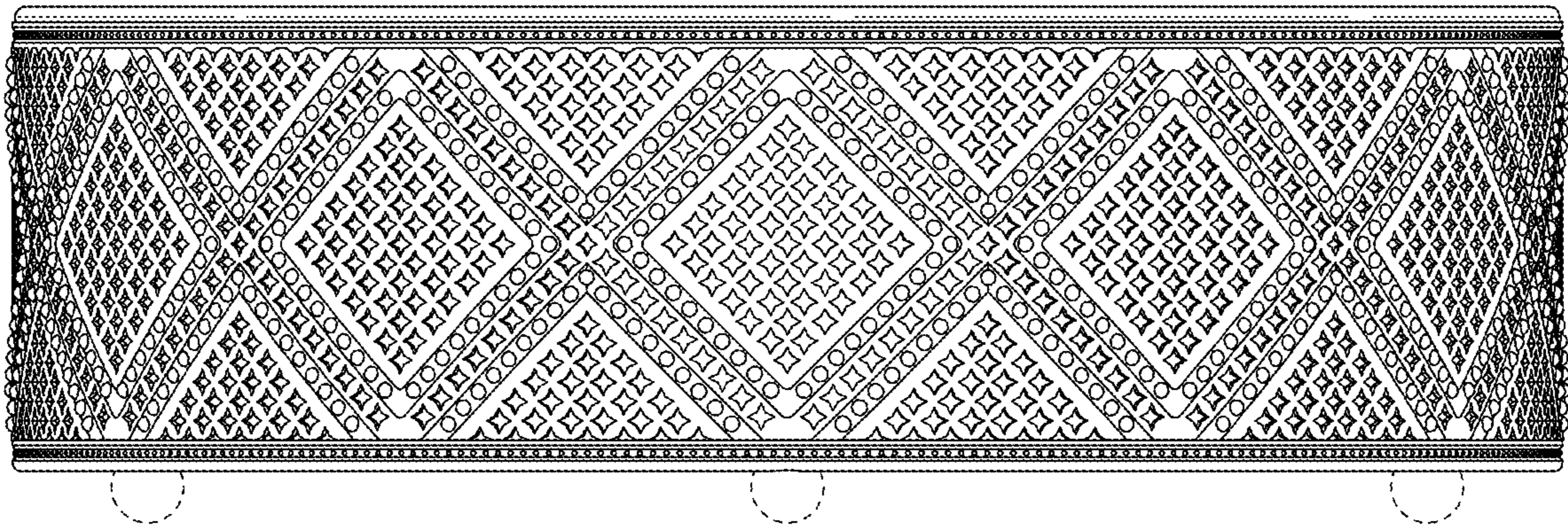


FIG. 3




FIG. 4




FIG. 5




FIG. 6

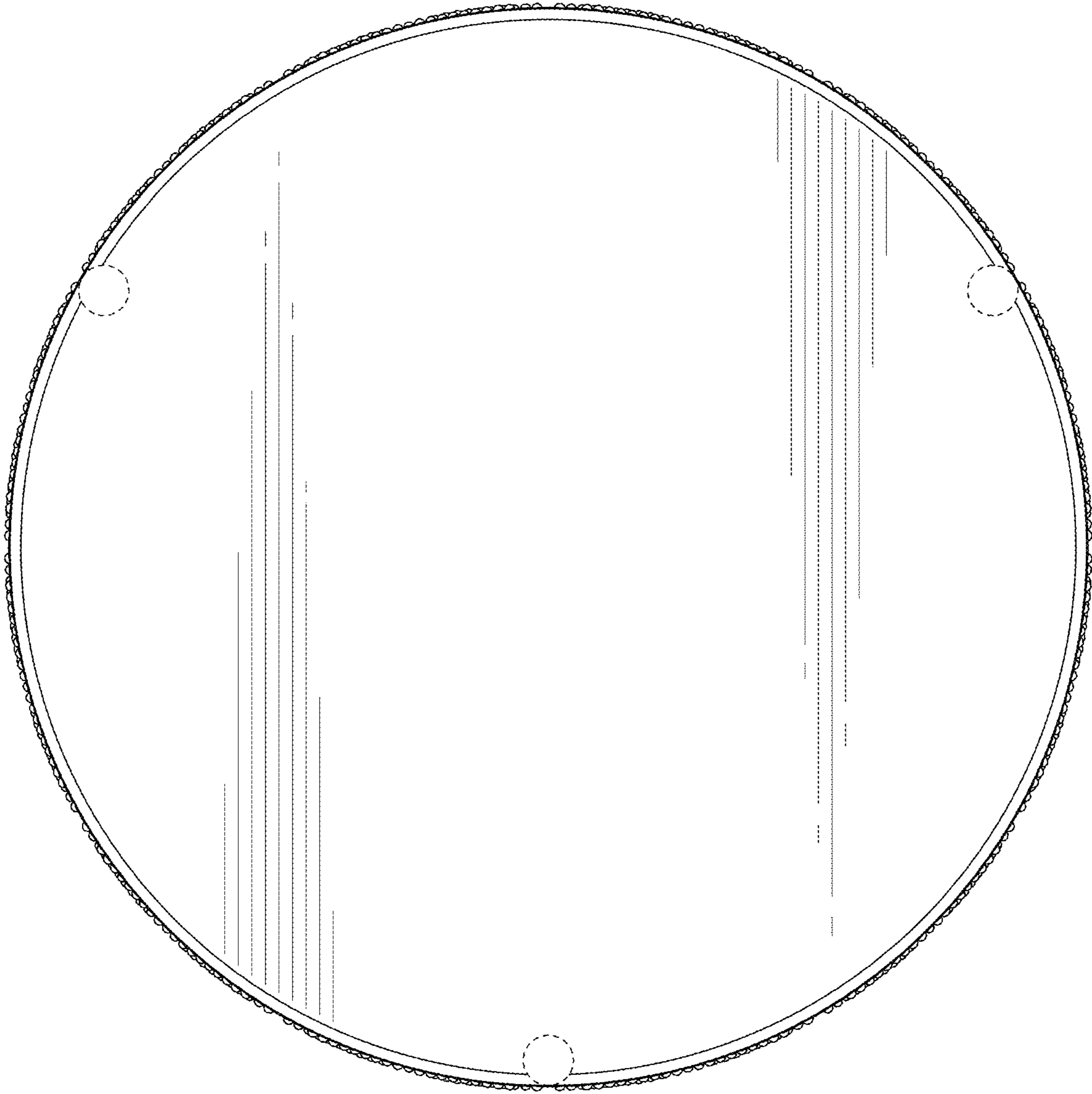


FIG. 7

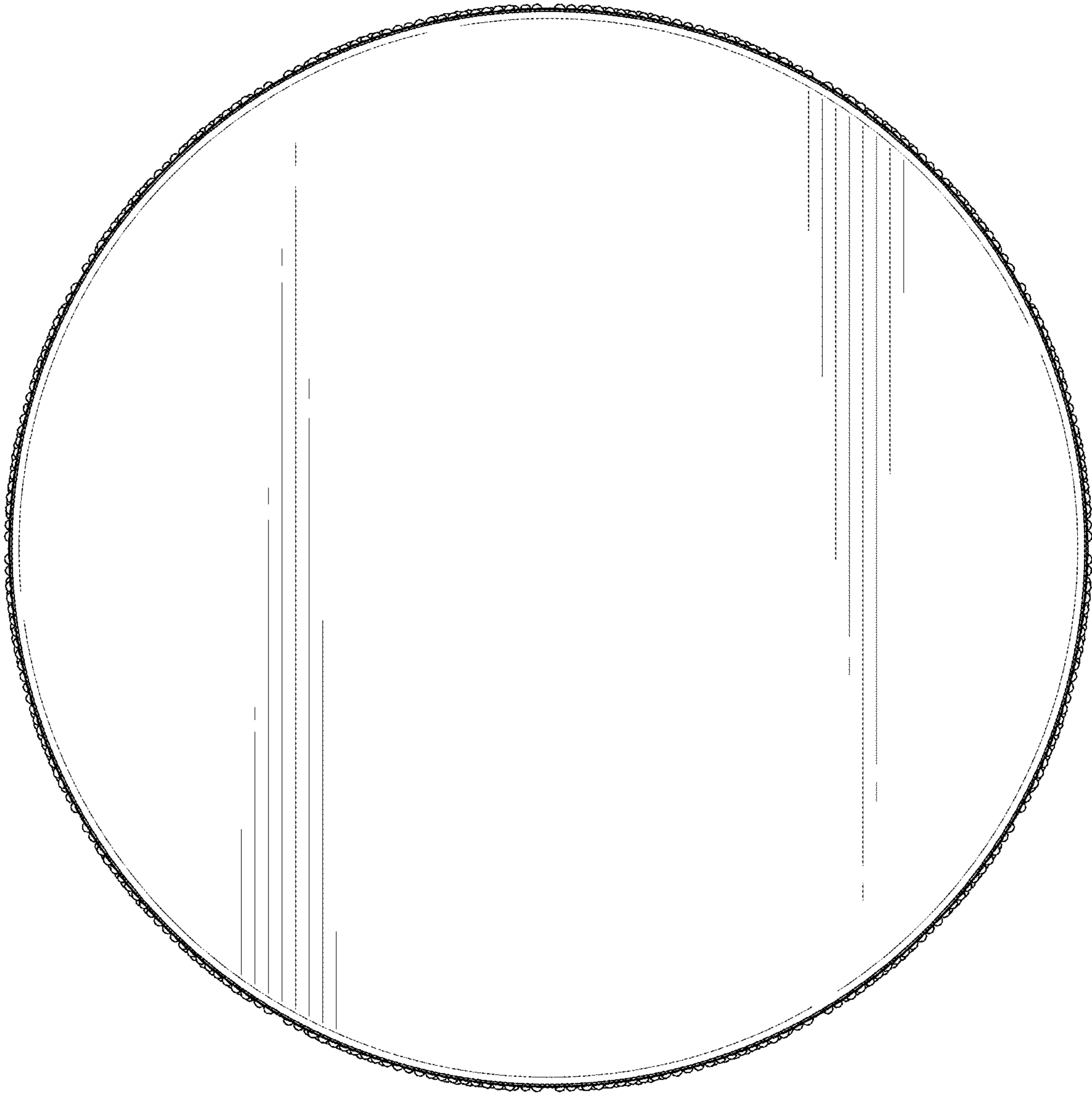


FIG. 8




FIG. 9

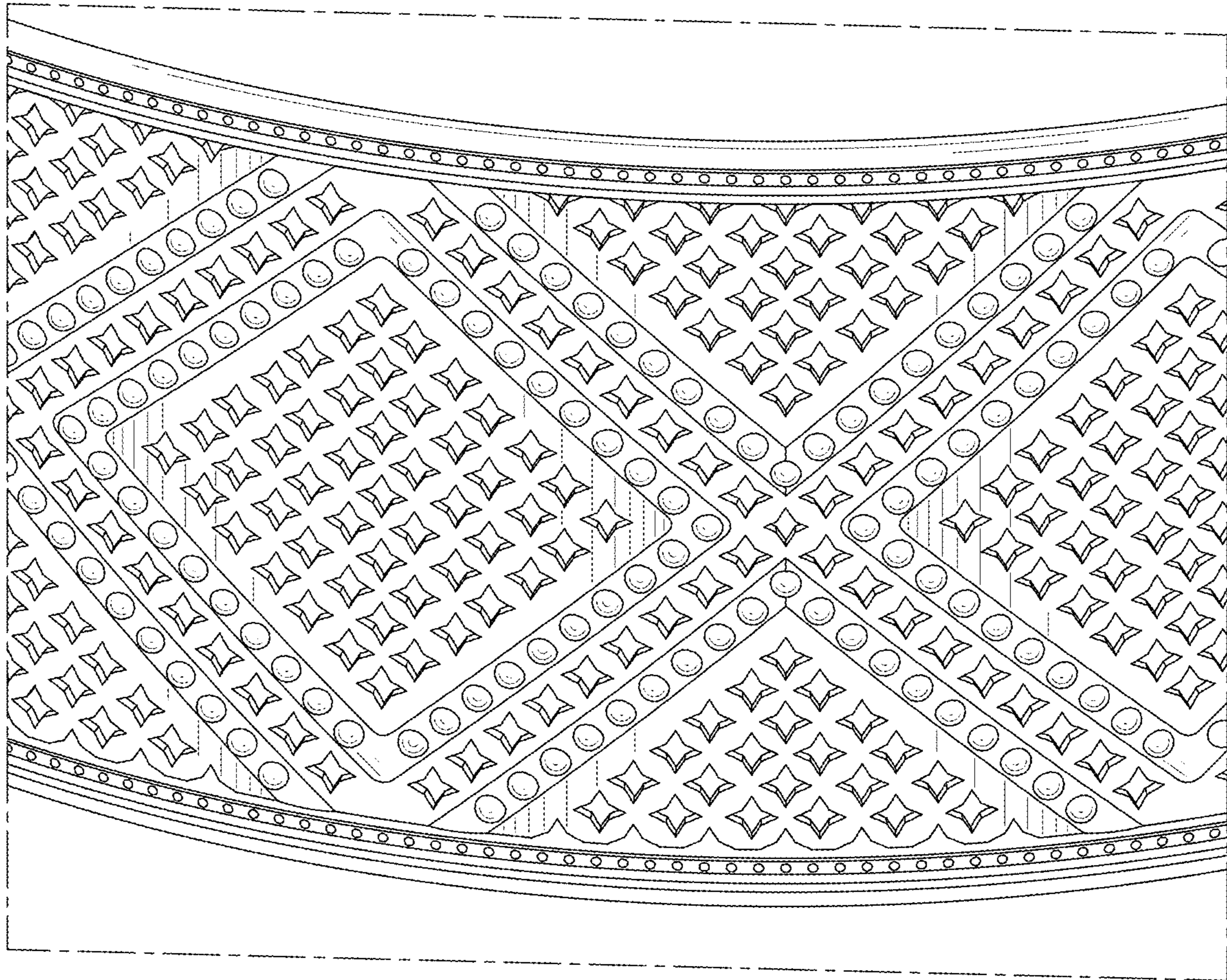


FIG. 10