



US00D959897S

(12) **United States Design Patent** (10) **Patent No.:** **US D959,897 S**
Carson et al. (45) **Date of Patent:** **** *Aug. 9, 2022**

(54) **TAP HANDLE** D396,994 S * 8/1998 Carrino D7/393
D484,191 S * 12/2003 Geyer D20/10
(71) Applicant: **PLATFORM BEERS, LLC,** 6,953,256 B2 10/2005 Turner
Cleveland, OH (US) D619,849 S * 7/2010 Power D7/398
D636,224 S 4/2011 Shin
(72) Inventors: **Justin Carson,** Cleveland, OH (US); D734,509 S 7/2015 Bukkems et al.
Mark Frabotta, Cleveland, OH (US) D741,644 S 10/2015 Yoder et al.
(Continued)

(73) Assignee: **PLATFORM BEERS, LLC,**
Cleveland, OH (US)

(*) Notice: This patent is subject to a terminal disclaimer.

(**) Term: **15 Years**

(21) Appl. No.: **29/729,506**

(22) Filed: **Mar. 27, 2020**

(51) **LOC (13) Cl.** **23-01**

(52) **U.S. Cl.**
USPC **D7/398**

(58) **Field of Classification Search**
USPC D7/300-322, 368, 387, 397-400, 412,
D7/665, 666, 700; D3/29, 207, 208, 211;
D6/541, 542, 545; D8/2, 14.1; D9/435,
D9/440, 447, 448, 724; D11/70, 116;
D20/10, 16, 21, 41
CPC .. A47J 31/00; A47J 31/36; A47J 31/44; A47J
31/4407; A47J 31/46; A47J 31/461; A47J
31/468; A47J 31/4485; A47J 31/4489;
A47J 31/52; B67D 1/00; B67D 1/0003;
B67D 1/0005; B67D 1/0006; B67D
1/0042; B67D 1/0057; B67D 1/0081;
B67D 1/0872; B67D 2001/0088; B67D
2001/0093; B67D 2001/0094

See application file for complete search history.

(56) **References Cited**

U.S. PATENT DOCUMENTS

2,145,761 A 1/1939 Fisher
5,412,547 A 5/1995 Hornblad et al.

OTHER PUBLICATIONS

Tap Handles, first available Aug. 12, 2013, Oowee Products, [online], [site visited Aug. 20, 2021], Available from internet URL: <https://www.ooweeproducts.com/tap-handles/> (Year: 2013).*

(Continued)

Primary Examiner — Mary Ann Calabrese
Assistant Examiner — Natalya M Rapundalo
(74) *Attorney, Agent, or Firm* — Holland & Hart LLP


(57) **CLAIM**

The ornamental design for a tap handle, as shown and described.

DESCRIPTION

FIG. 1 is a top perspective view of a tap handle showing our new design;
FIG. 2 is a left side view of the tap handle illustrated in FIG. 1;
FIG. 3 is a front view of the tap handle illustrated in FIG. 1;
FIG. 4 is a right side view of the tap handle illustrated in FIG. 1;
FIG. 5 is a rear view of the tap handle illustrated in FIG. 1;
FIG. 6 is a top view of the tap handle illustrated in FIG. 1; and,
FIG. 7 is a bottom view of tap handle illustrated in FIG. 1.
The broken lines in the drawings illustrate the portions of the tap handle that form no part of the claimed design.

1 Claim, 6 Drawing Sheets



(56)

References Cited

U.S. PATENT DOCUMENTS

D742,166 S * 11/2015 Hamill D7/398
D742,167 S 11/2015 Keuhner
D771,283 S 11/2016 Ke et al.
D801,113 S * 10/2017 Rancour D7/398
D878,856 S * 3/2020 Carson B67D 1/0872
D7/398
D900,543 S * 11/2020 Carson D7/398
2011/0240187 A1 * 10/2011 Gaynor B67D 1/0872
150/154

OTHER PUBLICATIONS

Design No. 304248231, Aug. 18, 2017—China National Intellectual Property Administration (CNIPA) Publication Date—Aug. 18, 2017
Owner—Zhengjie, Designer WIPO, available at <https://www3.wipo.int/designdb/en/index.jsp> (Year: 2017).*

Custom Tap Handles—The Freehouse, Custom Tap Handles, [online], [site visited Aug. 20, 2021], Available from internet URL: <https://www.customtaphandles.net/beer-tap-handles> (Year: 2021).*

* cited by examiner

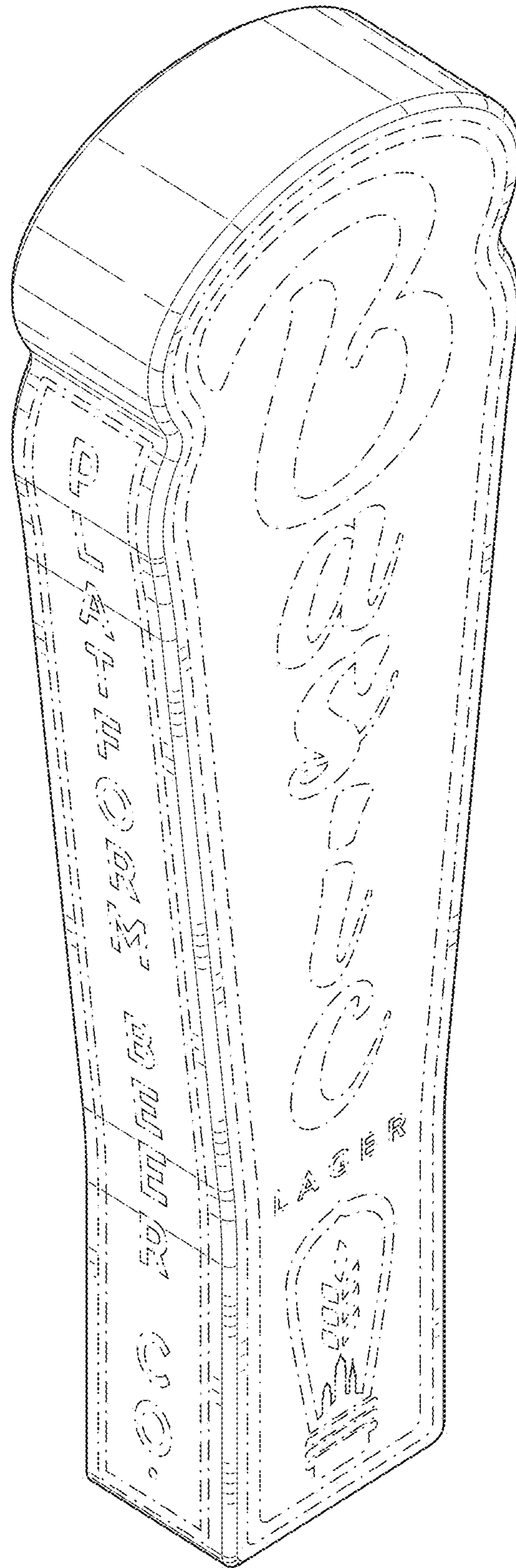


FIG. 1

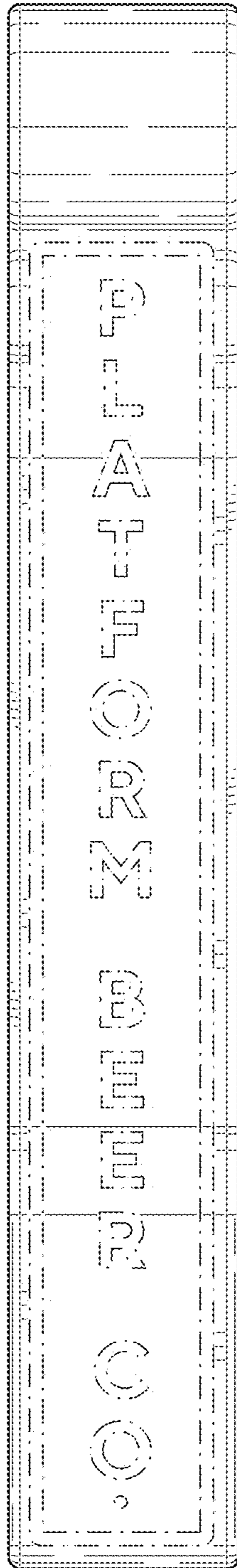


FIG. 2

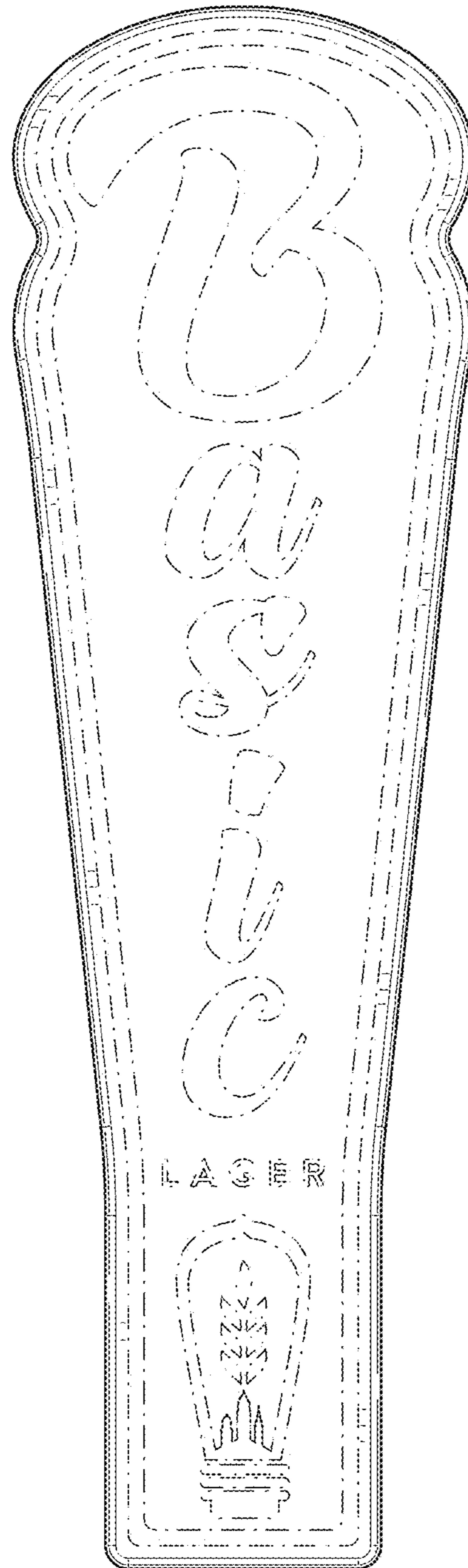


FIG. 3

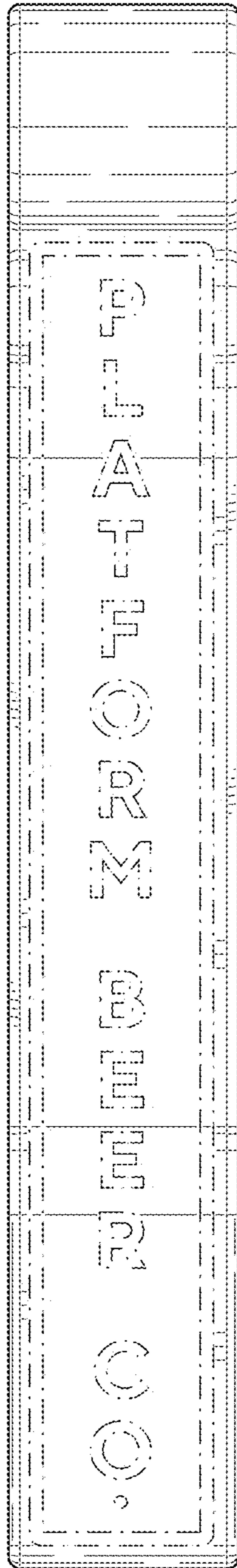


FIG. 4

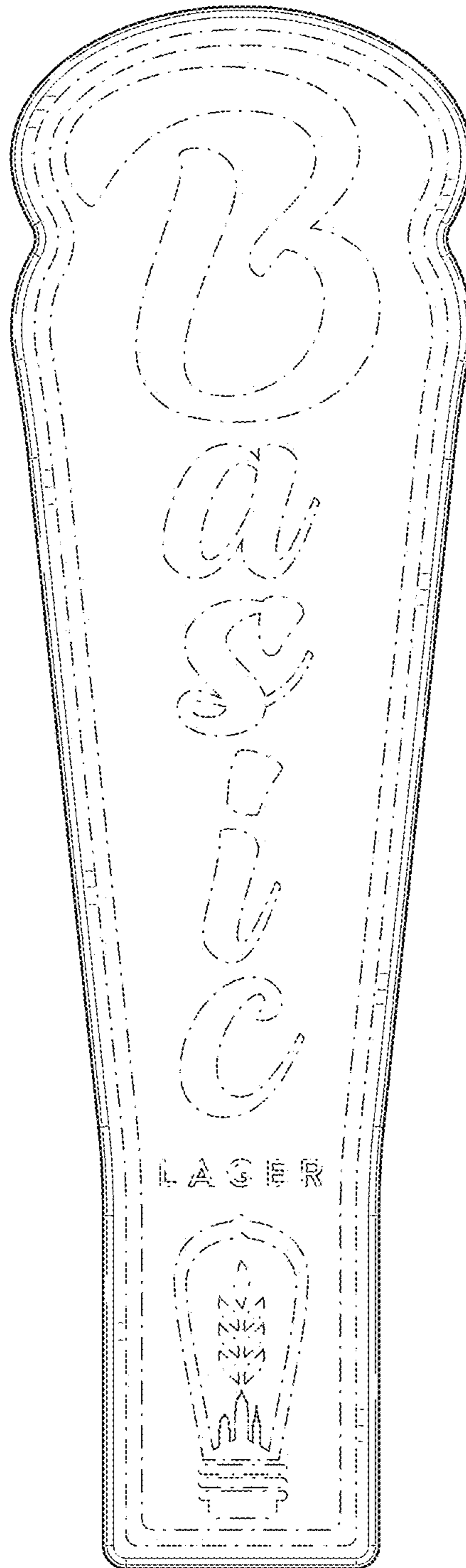


FIG. 5

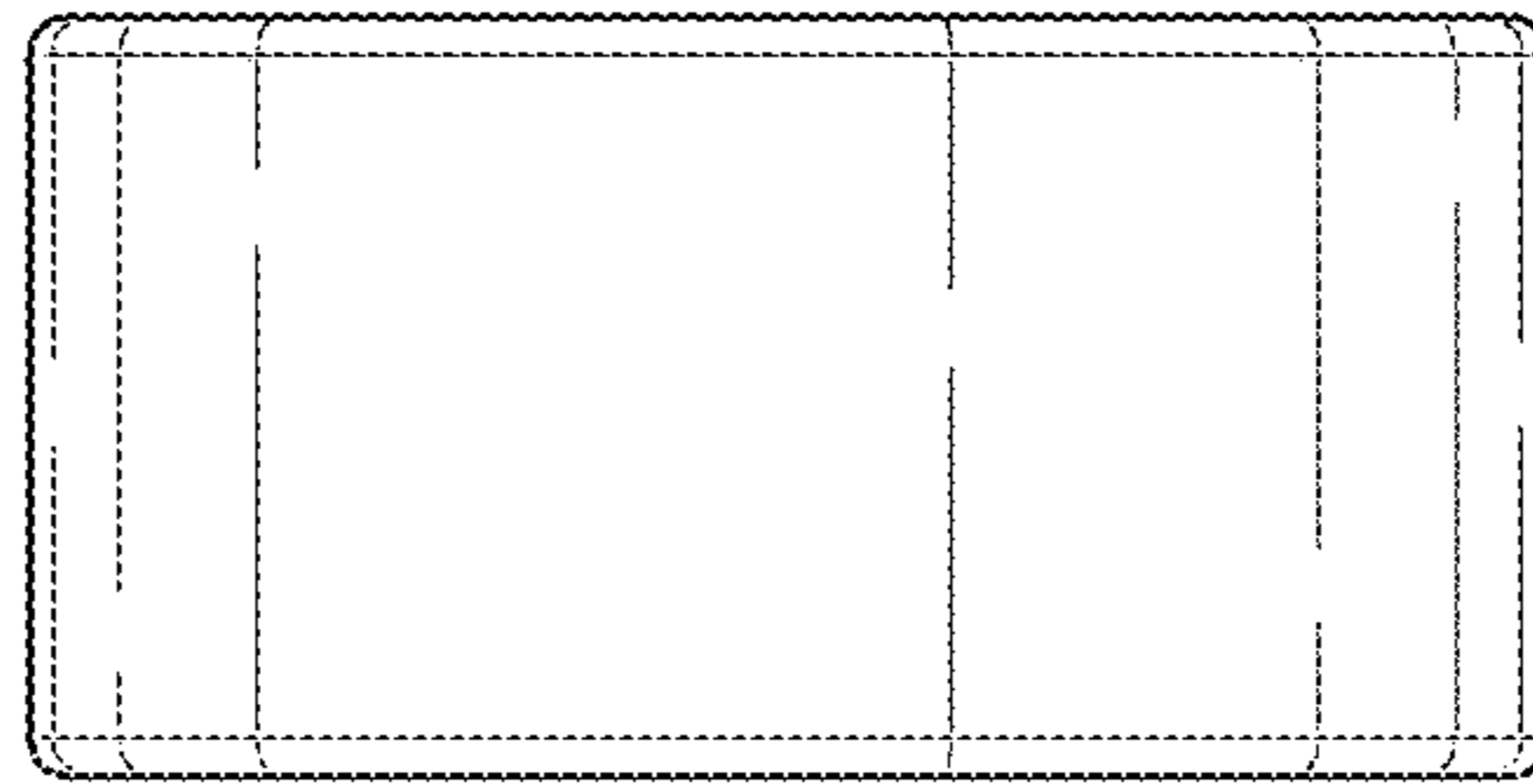


FIG. 6

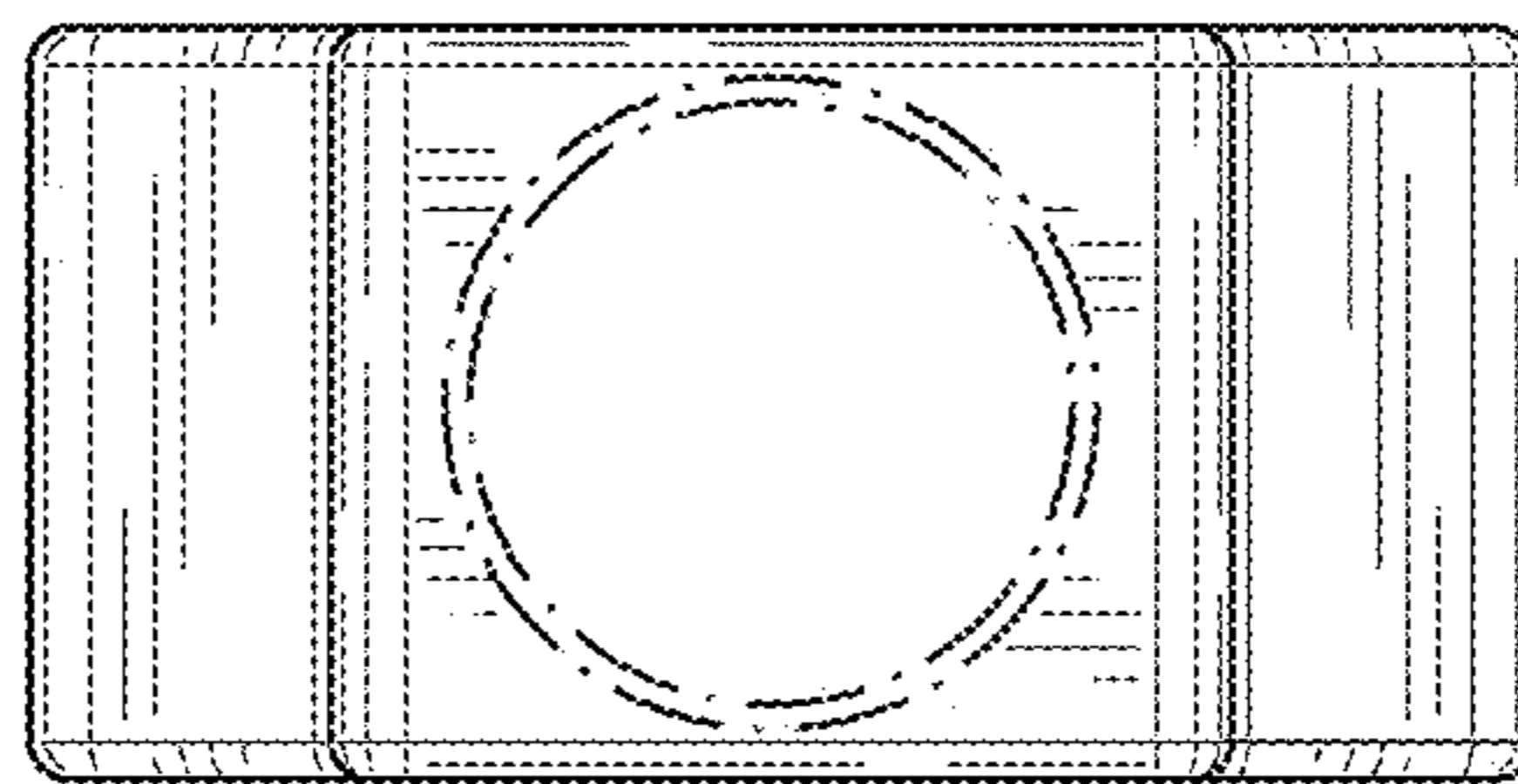


FIG. 7