



US00D959887S

(12) **United States Design Patent**  
**Jan**

(10) **Patent No.:** **US D959,887 S**

(45) **Date of Patent:** **\*\* Aug. 9, 2022**

(54) **CHAIR ARMREST**

(71) Applicant: **Foresee Sciencetech Ltd.**, Xiushui Township, Changhua County (TW)

(72) Inventor: **Danny Jan**, Xiushui Township (TW)

(73) Assignee: **Foresee Sciencetech Ltd.**, Xiushui Township (TW)

(\*\*) Term: **15 Years**

(21) Appl. No.: **29/724,172**

(22) Filed: **Feb. 13, 2020**

(51) **LOC (13) Cl.** ..... **06-06**

(52) **U.S. Cl.**  
USPC ..... **D6/716.2**

(58) **Field of Classification Search**  
USPC ..... D6/334-336, 356, 364, 365, 366, 367, D6/374, 375, 379, 716, 716.1, 716.2, D6/716.3, 716.4  
CPC ..... A47C 7/004; A47C 7/006; A47C 7/16; A47C 7/18; A47C 7/24; A47C 7/40; A47C 7/54; A47C 7/541; A47C 7/543; A47C 5/12

See application file for complete search history.

(56) **References Cited**

**U.S. PATENT DOCUMENTS**

D538,563 S \* 3/2007 Smith ..... D6/716.3  
D557,950 S \* 12/2007 Lu ..... D6/366

D577,921 S \* 10/2008 Tanaka ..... D6/356  
D774,343 S \* 12/2016 Egger ..... D6/716.3  
D886,501 S \* 6/2020 Izawa ..... D6/716.2  
D895,993 S \* 9/2020 Shen ..... D6/366

\* cited by examiner

*Primary Examiner* — Mimosa De

(74) *Attorney, Agent, or Firm* — Alan D. Kamrath; Karin L. Williams; Mayer & Williams PC

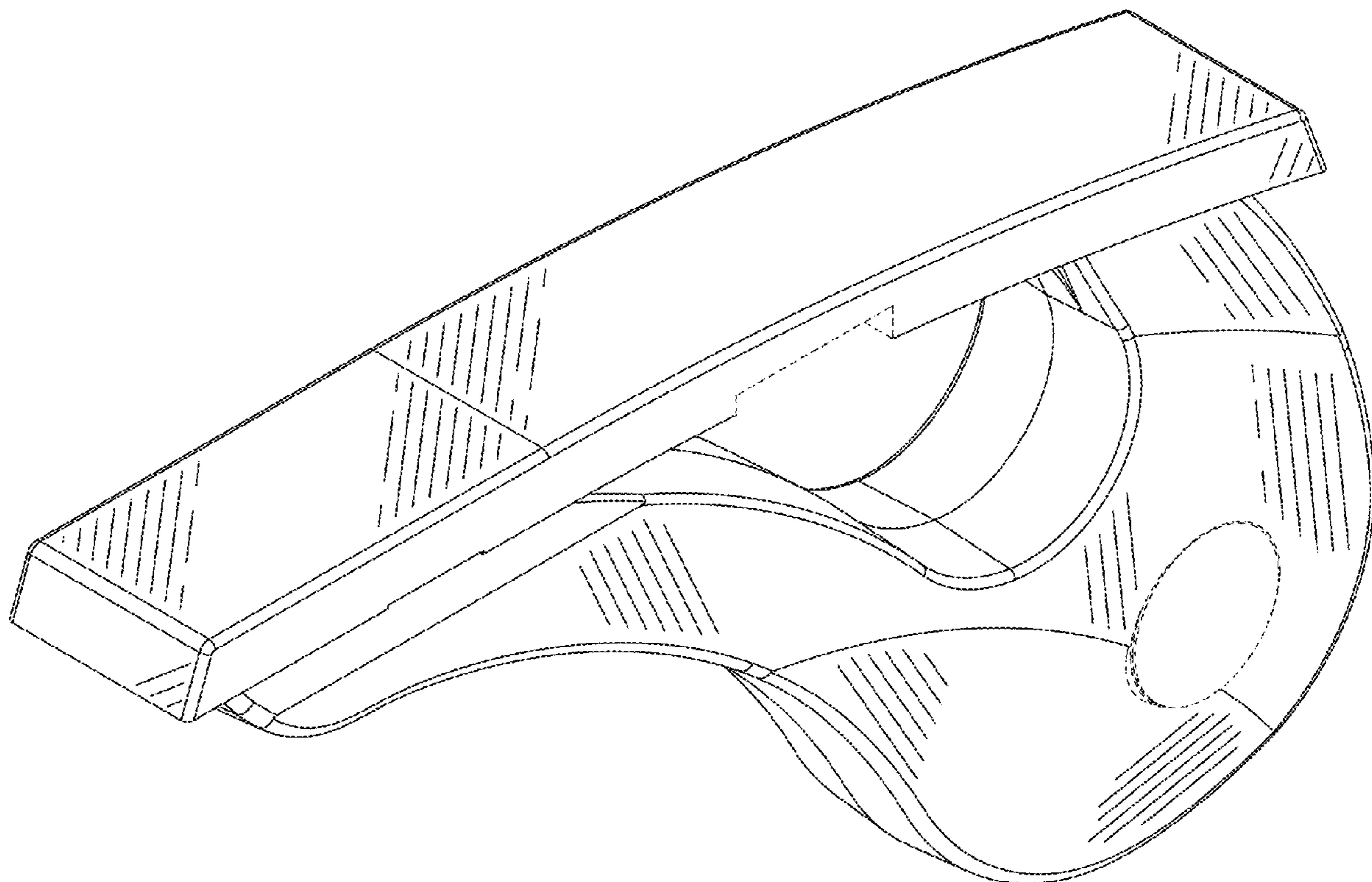
(57) **CLAIM**

The ornamental design for a chair armrest, as shown and described.

**DESCRIPTION**

FIG. 1 is a perspective view of a chair armrest showing my design;  
FIG. 2 is a front elevational view thereof;  
FIG. 3 is a rear elevational view thereof;  
FIG. 4 is a left side elevational view thereof;  
FIG. 5 is a right side elevational view thereof;  
FIG. 6 is a top plan view thereof; and,  
FIG. 7 is a bottom plan view thereof.  
The broken lines shown in the drawings are for illustrative purposes only and form no part of the claimed design.

**1 Claim, 7 Drawing Sheets**



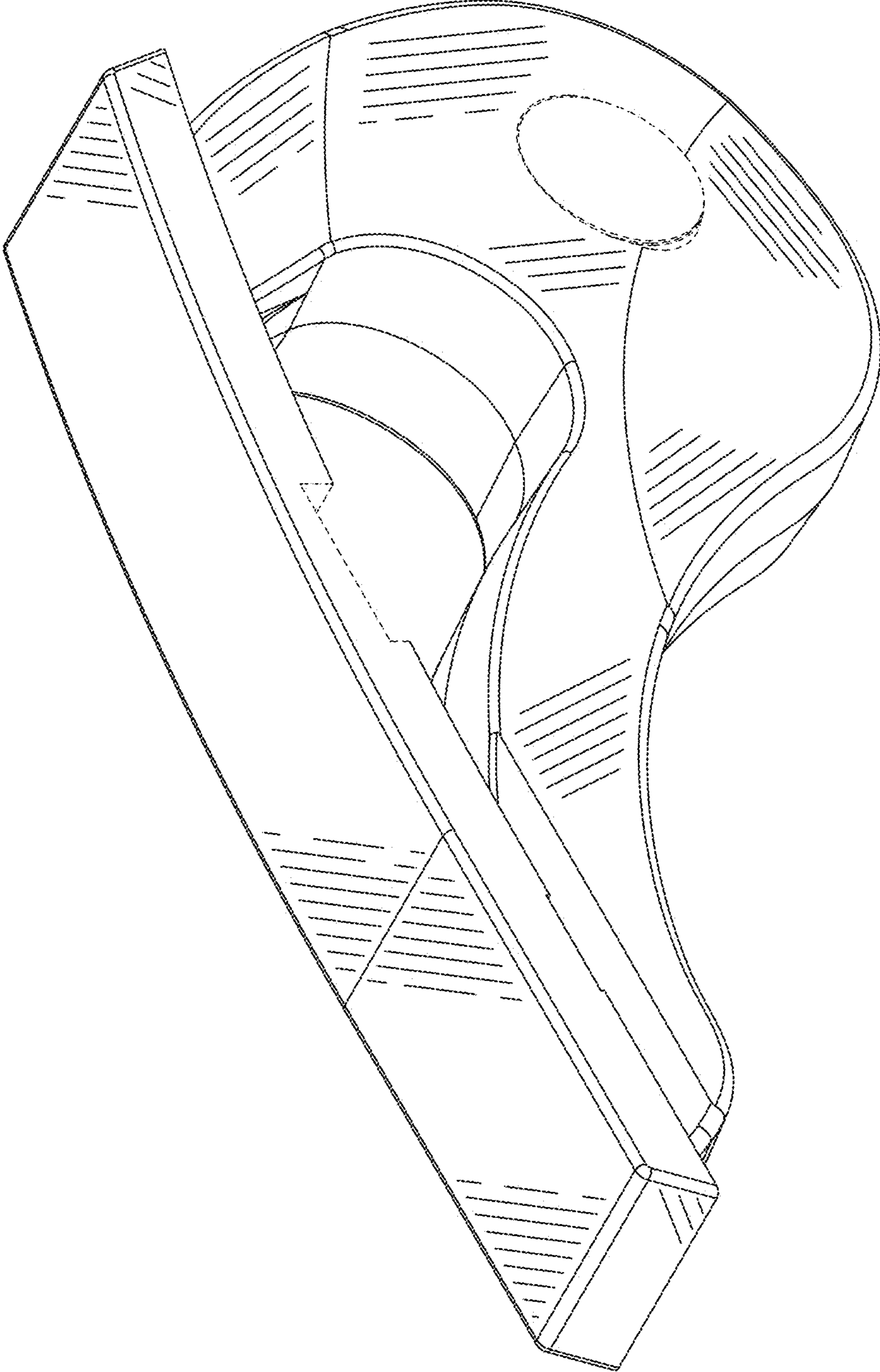


FIG. 1

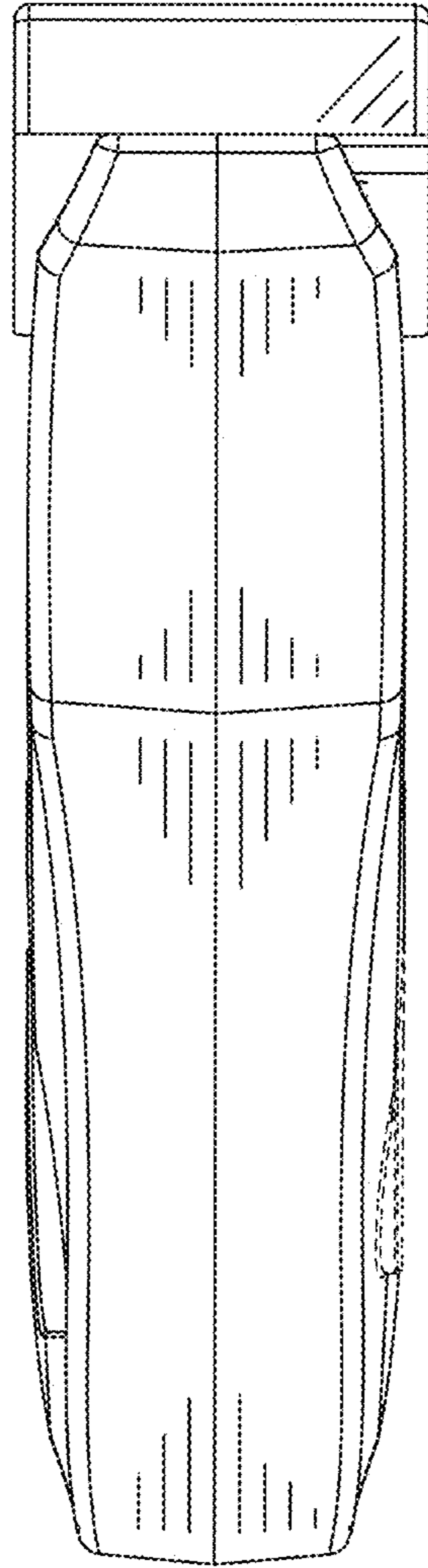


FIG. 2

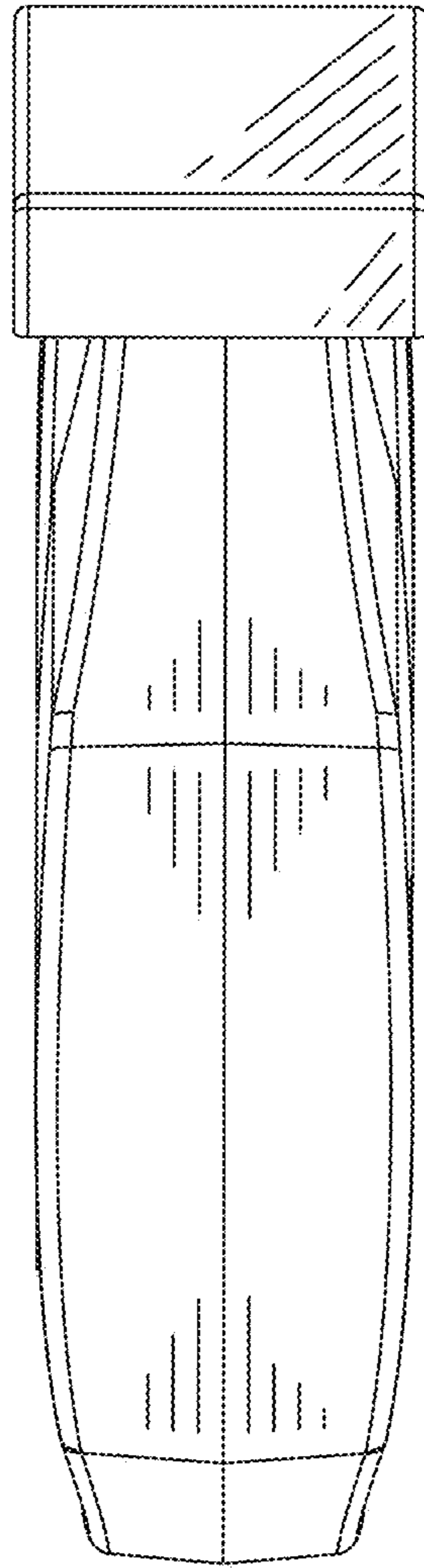


FIG. 3

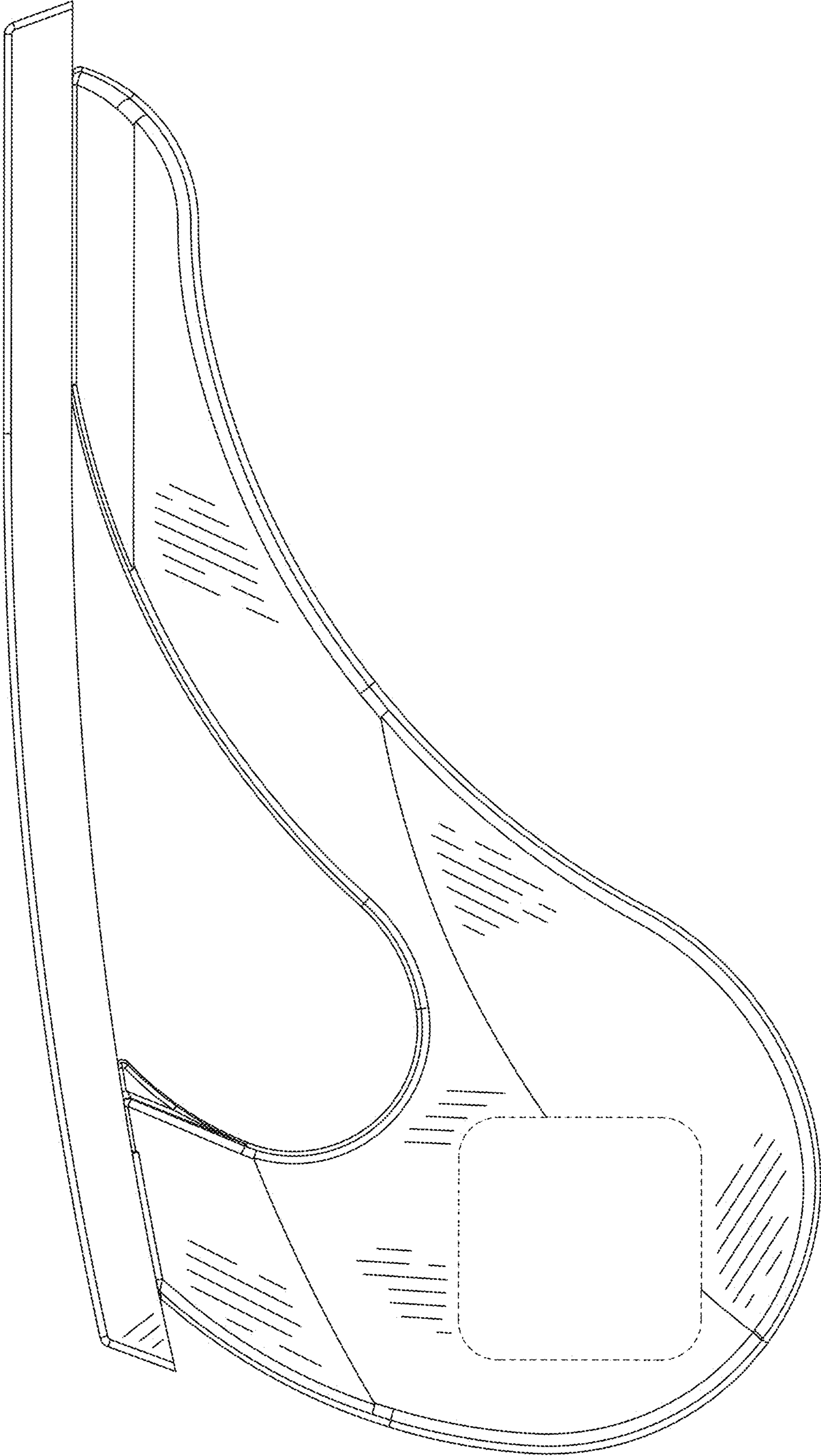


FIG. 4

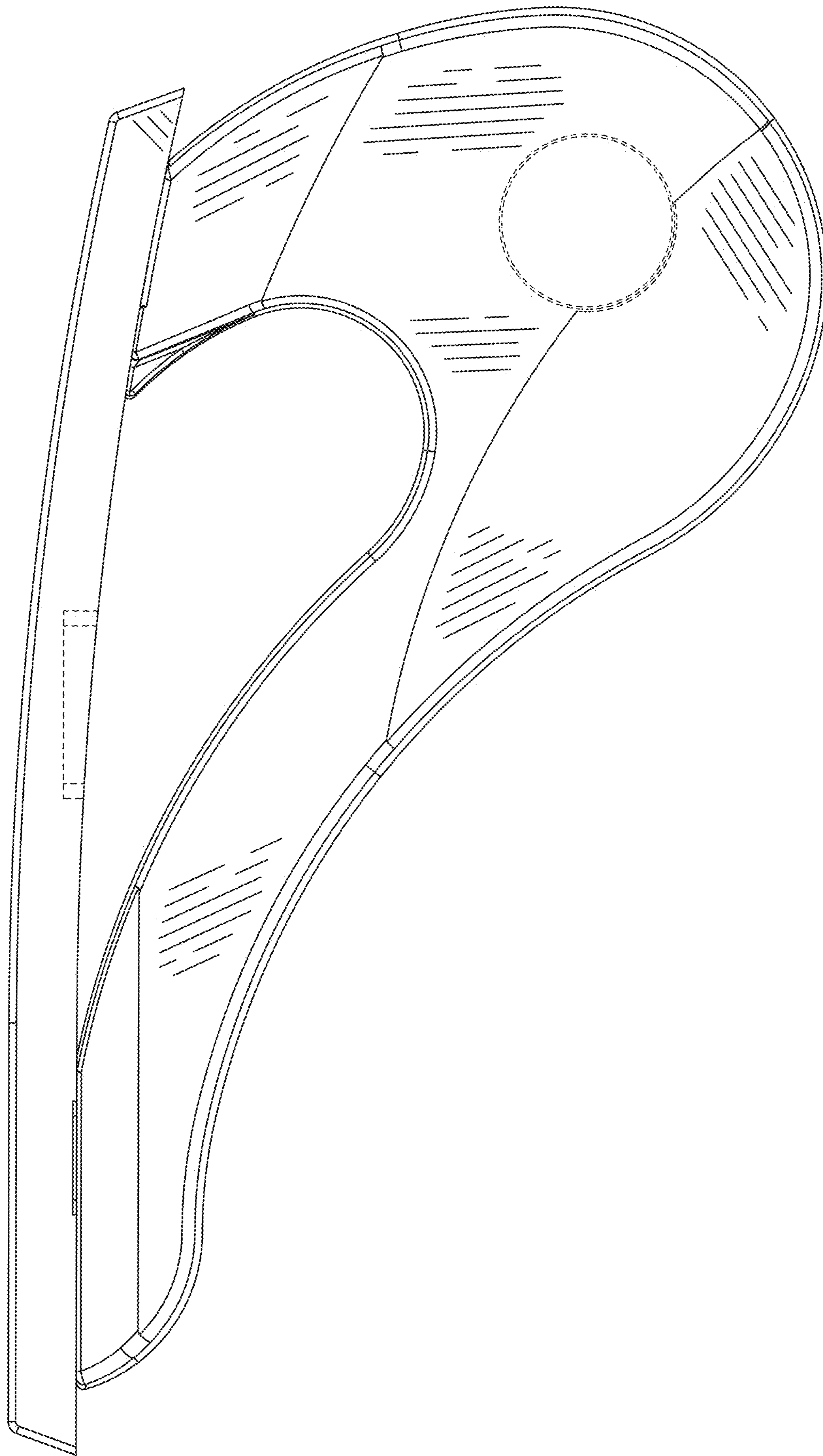


FIG. 5




FIG. 6

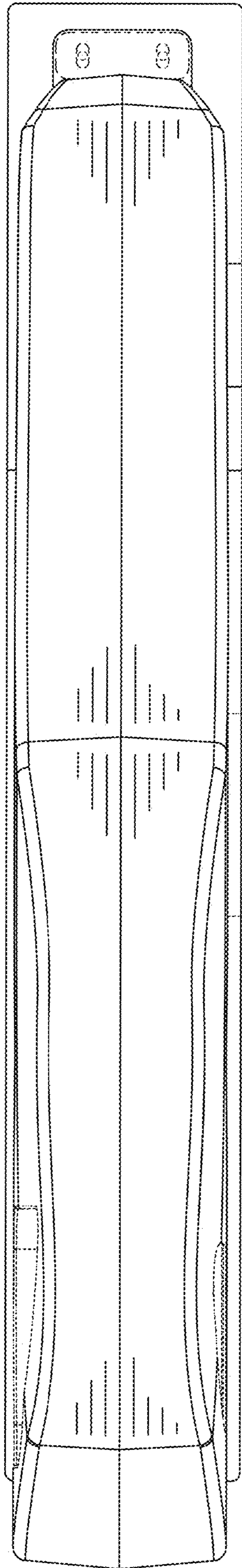


FIG. 7