

US00D959886S

(12) **United States Design Patent**
Wu

(10) **Patent No.:** **US D959,886 S**

(45) **Date of Patent:** **** Aug. 9, 2022**

(54) **CHAIR**

(71) Applicant: **Zhejiang Bokai Furniture Co., Ltd,**
Huzhou (CN)

(72) Inventor: **Guojun Wu,** Huzhou (CN)

(73) Assignee: **Zhejiang Bokai Furniture Co., Ltd.,**
Zhejiang (CN)

(**) Term: **15 Years**

(21) Appl. No.: **29/762,581**

(22) Filed: **Dec. 17, 2020**

(30) **Foreign Application Priority Data**

Jun. 18, 2020 (CN) 202030314066.4

(51) **LOC (13) Cl.** **06-01**

(52) **U.S. Cl.**
USPC **D6/716**

(58) **Field of Classification Search**

USPC D6/333, 334, 344, 348, 349, 350, 355,
D6/360, 361, 364, 366, 367, 369, 370,
D6/374, 375, 379, 380, 381, 716, 716.4
CPC A47C 1/02; A47C 1/022; A47C 1/024;
A47C 1/032; A47C 1/03255; A47C 1/11;
A47C 1/143; A47C 3/18; A47C 3/02;
A47C 3/025; A47C 3/026; A47C 7/002;
A47C 7/004; A47C 7/18; A47C 7/185;
A47C 7/36; A47C 7/46; A47C 9/007;
A47C 11/00; A47C 11/005

See application file for complete search history.

(56) **References Cited**

U.S. PATENT DOCUMENTS

6,637,072 B2 * 10/2003 Footitt A47C 7/004
248/188.7
D488,313 S * 4/2004 Seiler D6/366

D582,170 S * 12/2008 Chi D6/366
D878,788 S * 3/2020 Wang D6/366
D880,182 S * 4/2020 Wang D6/366
D893,907 S * 8/2020 Borgenhov D6/366
D912,418 S * 3/2021 Chen D6/366
D912,419 S * 3/2021 Chen D6/366
D913,004 S * 3/2021 Chen D6/366

(Continued)

FOREIGN PATENT DOCUMENTS

CN 304238661 S 8/2017
CN 304255806 S 8/2017

(Continued)

OTHER PUBLICATIONS

Amazon.com. https://www.amazon.com/Ergonomic-Office-Desk-Chairs-flip/dp/B07G568VWT/ref=sr_1_8?keywords=ergonomic+office+chair&qid=1647044598&sprefix=ergo%2Caps%2C98&sr=8-8. "Ergonomic Office Chair". Aug. 11, 2021 (Year: 2021).*

(Continued)

Primary Examiner — R. Johnson

(74) *Attorney, Agent, or Firm* — Olive Law Group, PLLC

(57) **CLAIM**

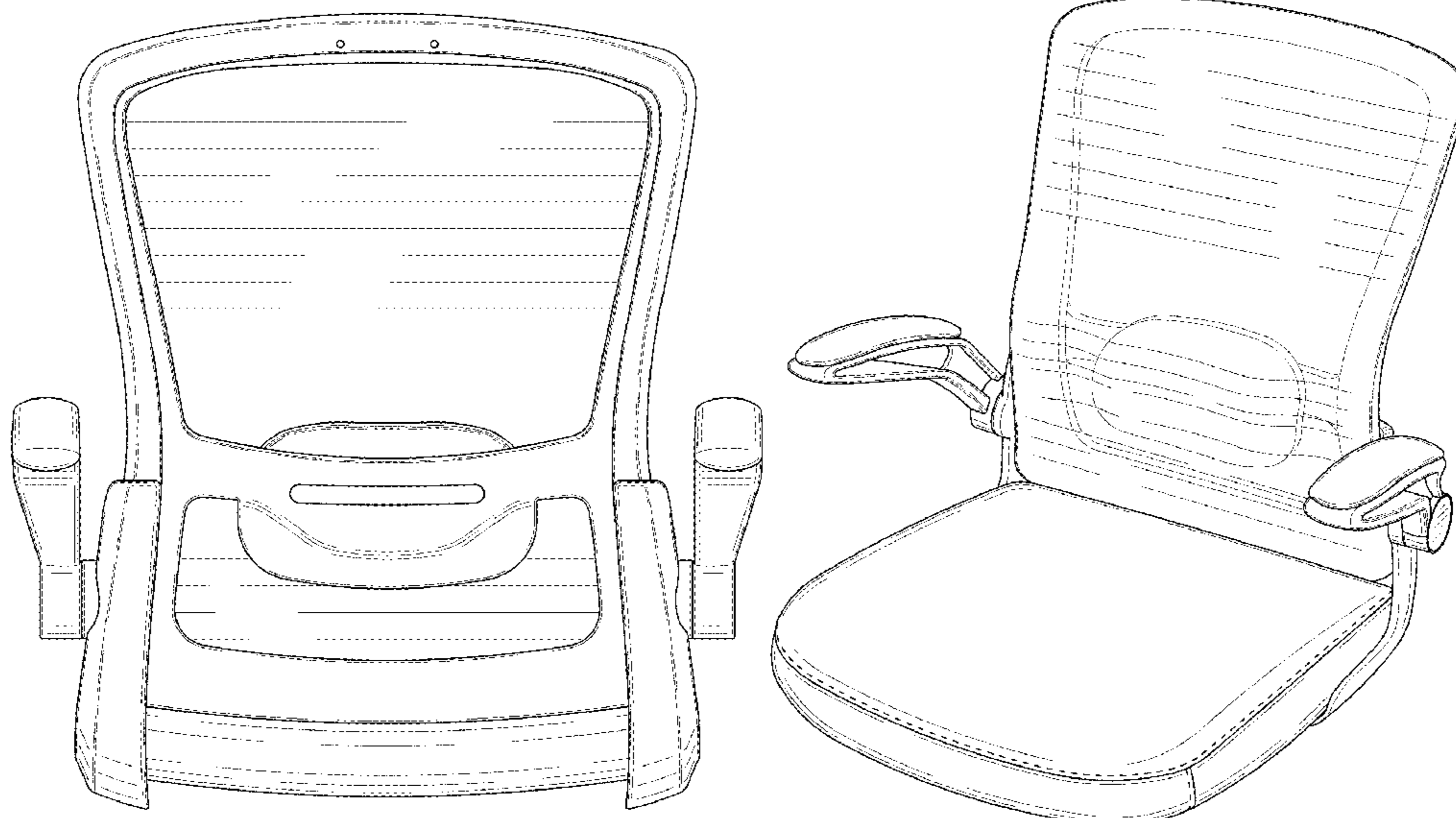
The ornamental design for a chair, as shown and described.

DESCRIPTION

FIG. 1 is a front view of a chair showing my new design;
FIG. 2 is a rear view thereof;
FIG. 3 is a left side view thereof;
FIG. 4 is a right side view thereof;
FIG. 5 is a top view thereof; and,
FIG. 6 is a perspective view thereof.

The broken lines shown in the drawings are for the purpose of illustrating portions of the article and form no part of the claimed design. The bottom view is not seen during normal use. Therefore, it is omitted.

1 Claim, 6 Drawing Sheets



(56)

References Cited

U.S. PATENT DOCUMENTS

2019/0167007 A1 * 6/2019 Deevers A47C 7/44

FOREIGN PATENT DOCUMENTS

CN 305163923 S 5/2019
EP 2698081 A1 * 2/2014 A47C 31/02

OTHER PUBLICATIONS

Amazon.com. https://www.amazon.com/Ergousit-Ergonomic-Cushion-Computer-Backrest/dp/B08YV696WC/ref=sr_1_27?keywords=ergonomic%2Boffice%2Bchair&qid=1647044598&sprefix=ergo%2Caps%2C98&sr=8-27&th=1. "Ergousit Home Office Chair". Mar. 13, 2021 (Year: 2021).*

* cited by examiner




FIG. 1




FIG. 2

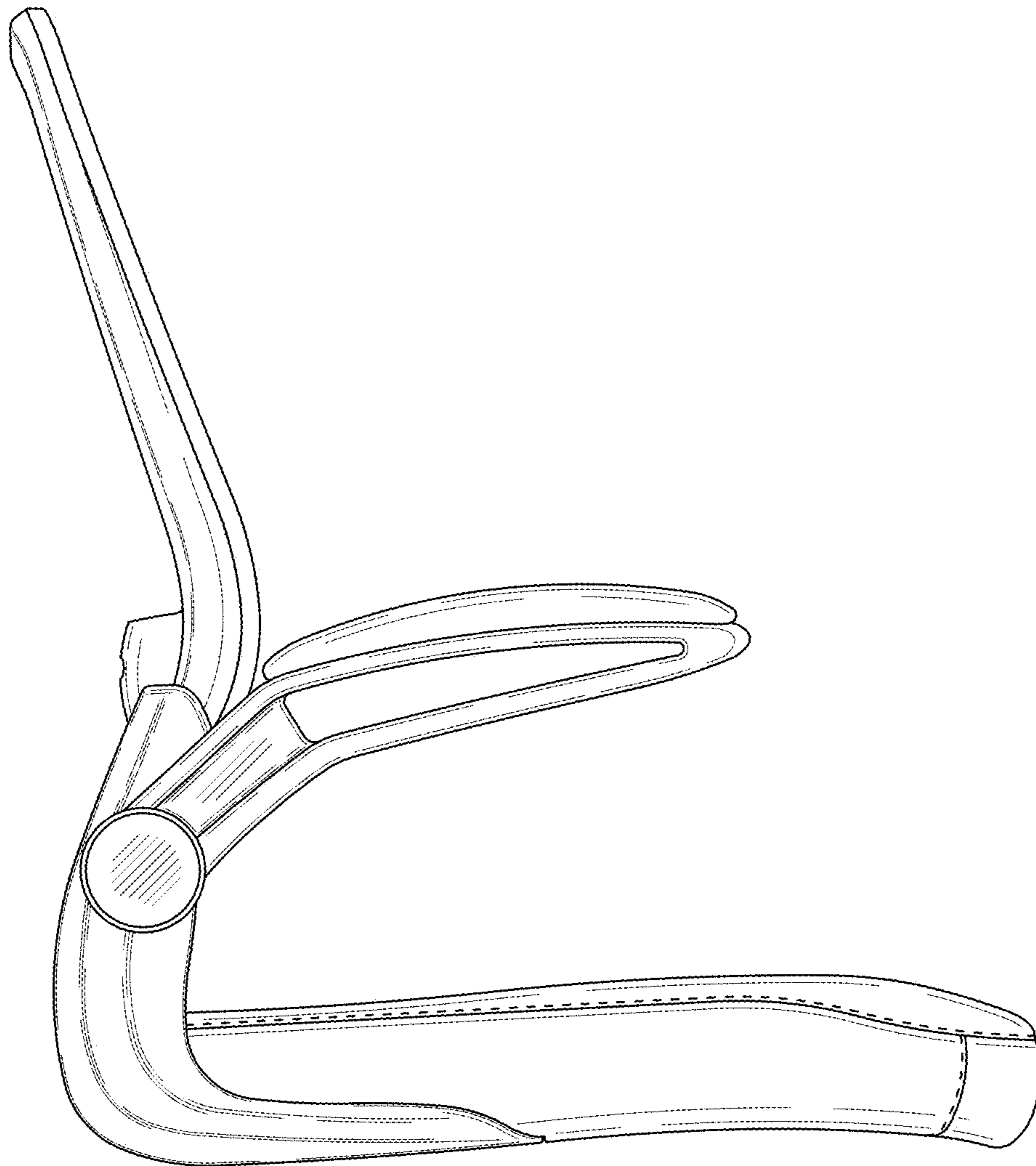


FIG. 3

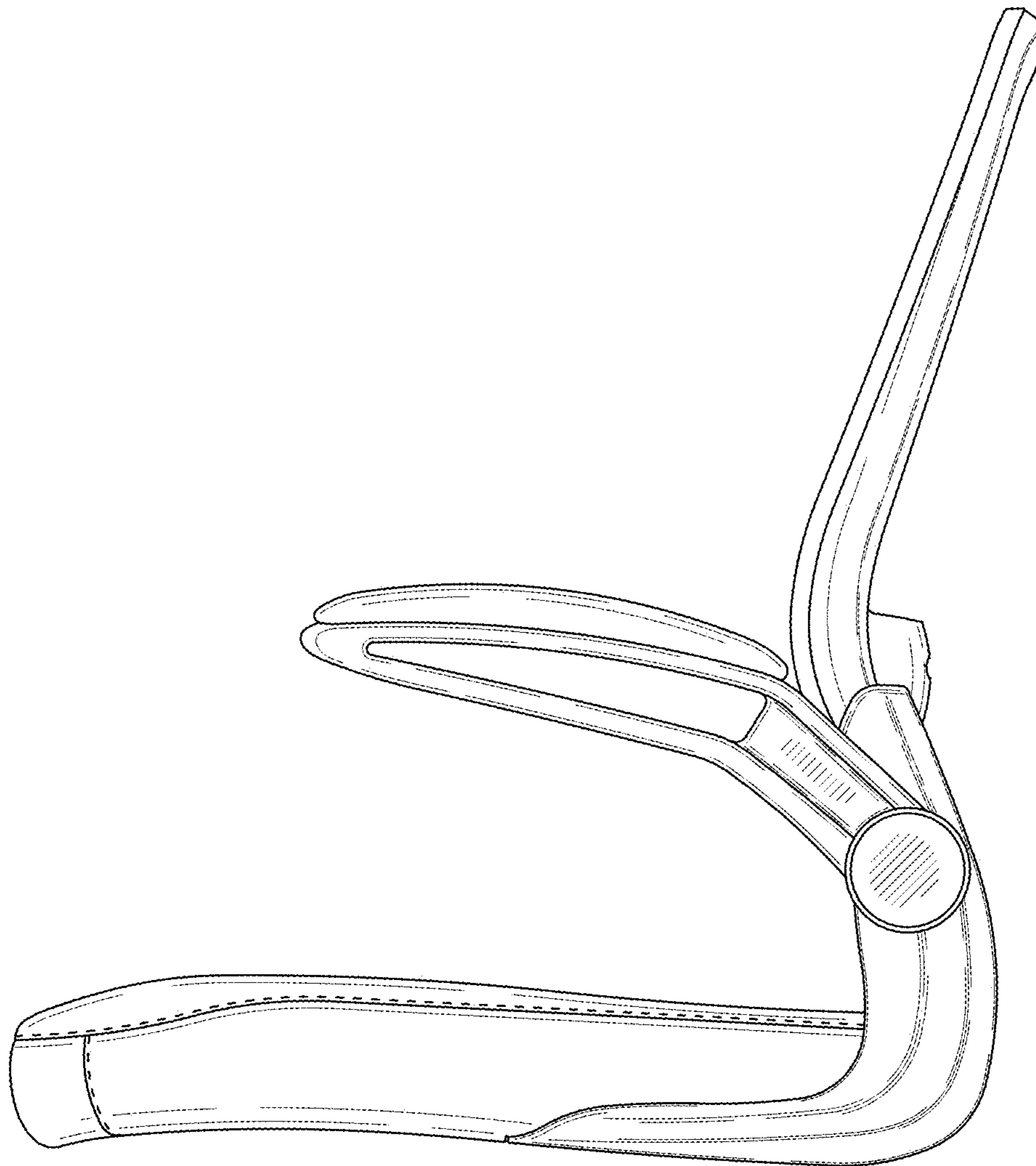


FIG. 4

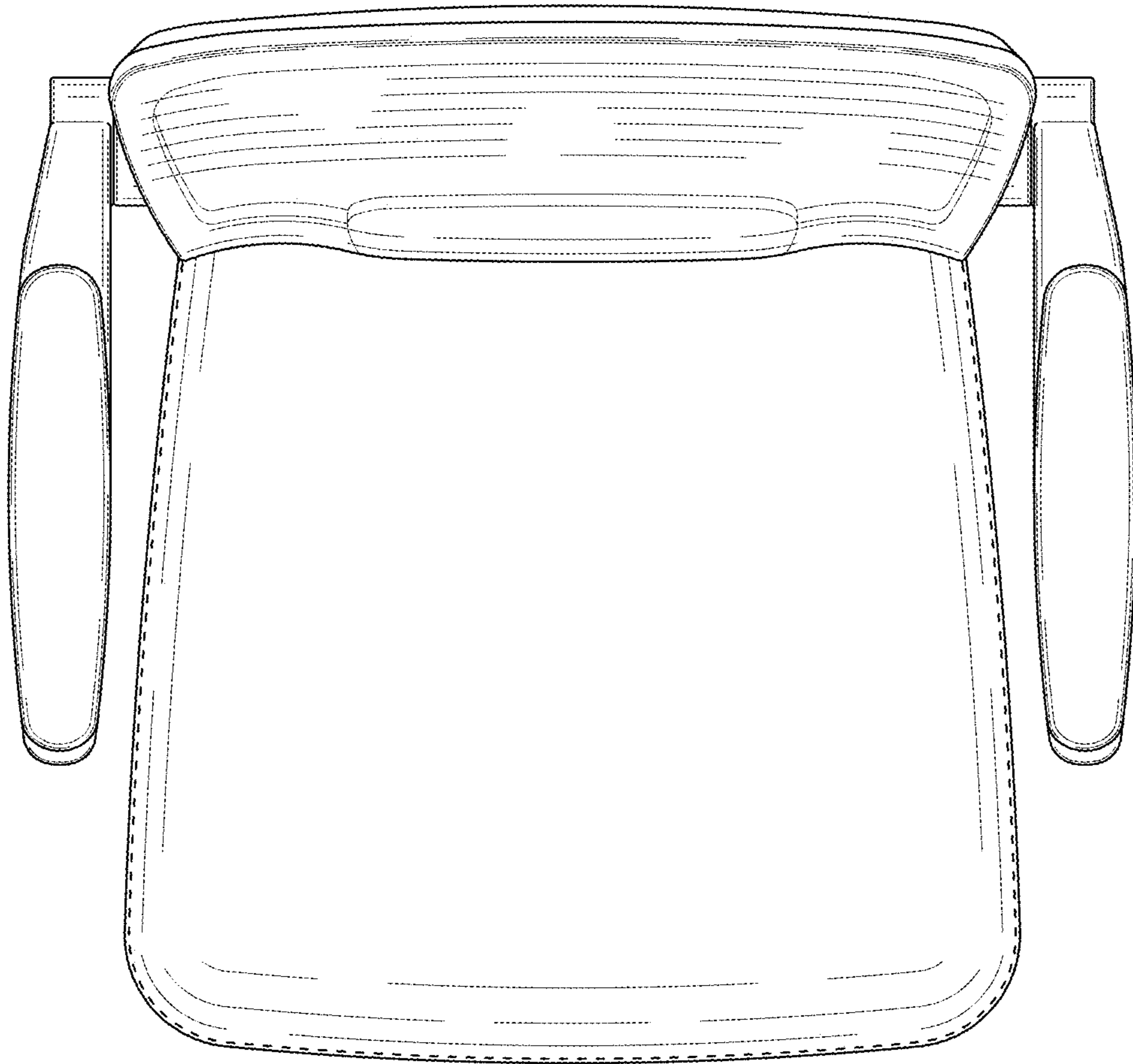


FIG. 5



FIG. 6