



US00D959874S

(12) **United States Design Patent** (10) **Patent No.:** **US D959,874 S**
Huang (45) **Date of Patent:** **** Aug. 9, 2022**

- (54) **SHELF**
- (71) Applicant: **MengMeng Huang**, Wilmington, DE (US)
- (72) Inventor: **MengMeng Huang**, Wilmington, DE (US)
- (73) Assignee: **ANNECY DESIGN INC.**, Wilmington, DE (US)
- (**) Term: **15 Years**
- (21) Appl. No.: **29/776,158**
- (22) Filed: **Mar. 29, 2021**
- (51) **LOC (13) Cl.** **06-04**
- (52) **U.S. Cl.**
USPC **D6/574**
- (58) **Field of Classification Search**
USPC D6/574, 512, 524, 552, 553, 572, 573, D6/569, 672, 673, 675, 575.1, 705, 560; D3/304-315, 319; 108/28-29, 152; 211/13.1, 42, 71.01, 86.01, 87.01, 88.01, 211/88.03, 90.01, 90.03, 126.1, 133.5, 211/134, 153, 182; 248/205.3, 235, 243, 248/247, 249, 250
CPC A47B 43/00; A47B 43/04; A47B 47/0066; A47B 47/04; A47B 63/00; A47B 69/00; A47B 71/00; B65D 51/00
See application file for complete search history.

D519,769 S *	5/2006	Hoernig	D6/574
D557,963 S *	12/2007	Hoernig	D6/574
D568,344 S *	5/2008	Baacke	D15/89
D578,817 S *	10/2008	Gravel	D6/574
D663,987 S *	7/2012	Fritz	D6/574
D686,021 S *	7/2013	Gilboe	D6/574
D715,073 S *	10/2014	Simonetti	D6/574
D875,427 S *	2/2020	Chiang	D6/574
D907,939 S	1/2021	Dunahay		
D907,945 S	1/2021	Chiang		
D910,347 S	2/2021	Li		

OTHER PUBLICATIONS

Amazon.com, Annecy Floating Shelves for Wall, Mar. 11, 2021, <https://www.amazon.com/Annecy-Floating-Shelves-Assembly-Bathroom/dp/B08YNLHCJX/?th=1> (Year: 2021).*

* cited by examiner

Primary Examiner — Nathan M Johnston

(57) **CLAIM**

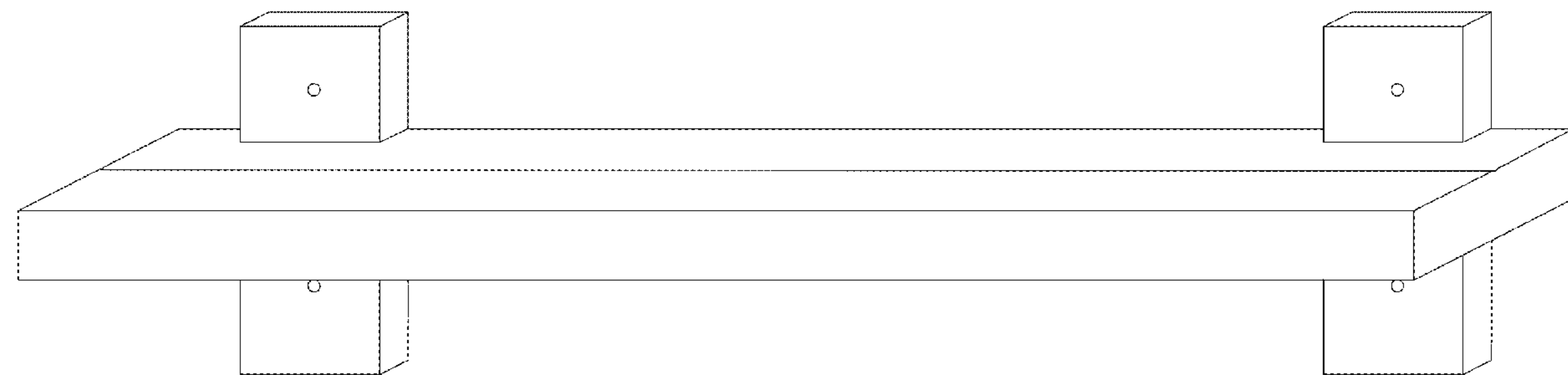
The ornamental design for a shelf, as shown and described.

DESCRIPTION

FIG. 1 is a top, front, right side perspective view of a shelf showing my new design;
 FIG. 2 is a top, rear, left side perspective view thereof;
 FIG. 3 is a front elevation view thereof;
 FIG. 4 is a rear elevation view thereof;
 FIG. 5 is an enlarged left side elevation view thereof;
 FIG. 6 is an enlarged right side elevation view thereof;
 FIG. 7 is a top plan view thereof;
 FIG. 8 is a bottom plan view thereof; and,
 FIG. 9 is a detailed view of the area in circle 9 in FIG. 2.
 The broken lines in the drawings illustrate portions of the shelf that form no part of the claimed design.

1 Claim, 8 Drawing Sheets

- (56) **References Cited**
U.S. PATENT DOCUMENTS
D260,832 S * 9/1981 Verdesca D12/425
D299,604 S * 1/1989 Fayerman D6/572
D358,733 S * 5/1995 Paul D6/574
D489,927 S * 5/2004 Hoernig D6/574
D502,035 S * 2/2005 Lara D6/574



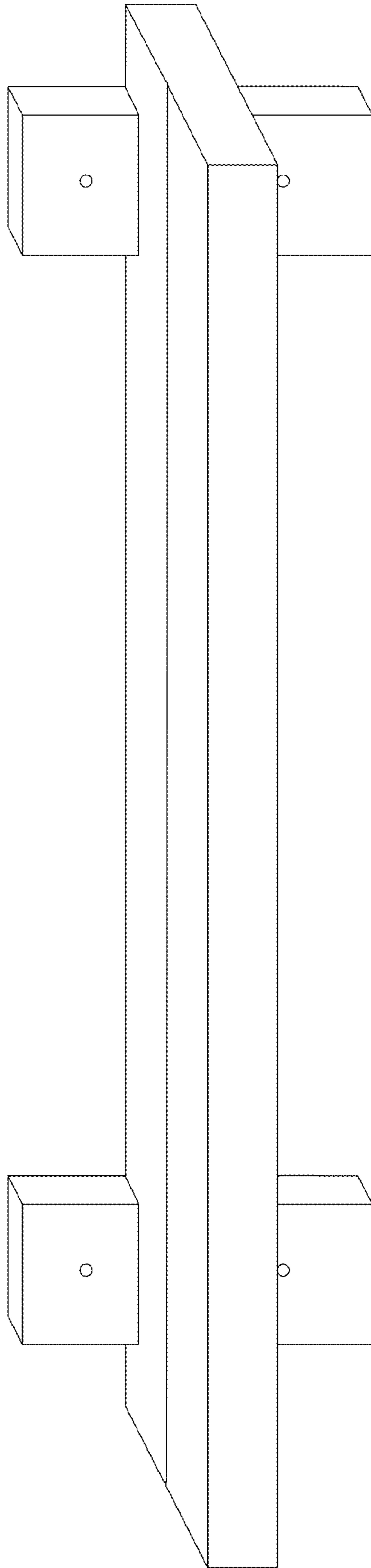


FIG. 1

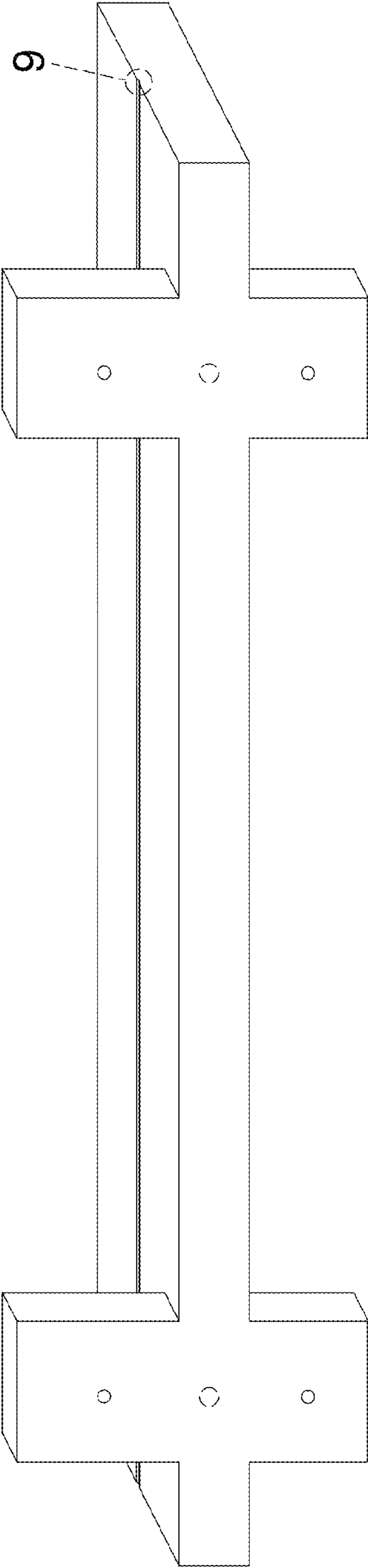


FIG. 2




FIG. 3

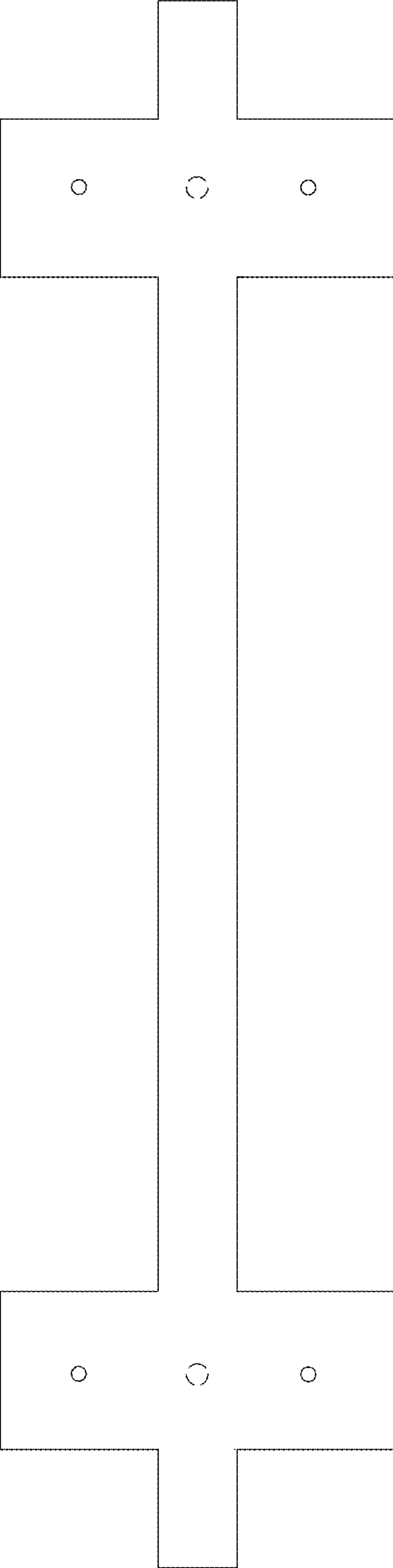


FIG. 4




FIG. 6

FIG. 5




FIG. 7




FIG. 8

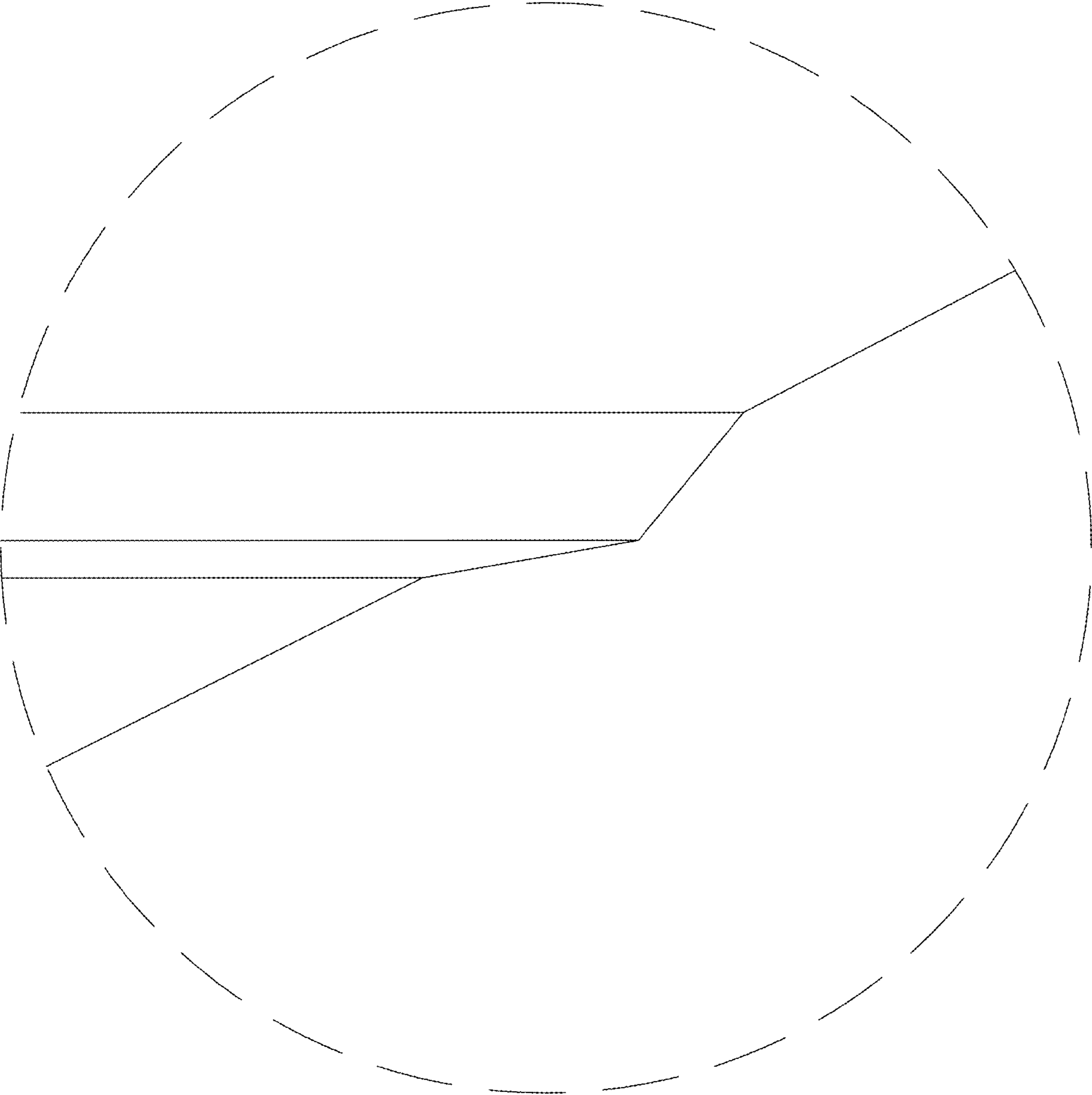


FIG. 9