

US00D959850S

(12) **United States Design Patent** (10) **Patent No.:** **US D959,850 S**  
**Kirikian et al.** (45) **Date of Patent:** **\*\* Aug. 9, 2022**

(54) **BRUSH BODY**

(71) Applicant: **Christian Kirikian**, Lawrenveville, NJ (US)

(72) Inventors: **Christian Kirikian**, Lawrenveville, NJ (US); **James Stallman**, Barrington, RI (US); **Dominic Luoni**, Ashland, MA (US)

(73) Assignee: **Christian Kirikian**

(\*\*) Term: **15 Years**

(21) Appl. No.: **29/744,809**

(22) Filed: **Jul. 31, 2020**

(51) **LOC (13) Cl.** ..... **04-01**

(52) **U.S. Cl.**  
USPC ..... **D4/134**

(58) **Field of Classification Search**  
USPC ..... D4/128, 133, 130, 132, 134, 136, 138, D4/199; D32/49  
CPC ..... A46B 2200/207; A46B 2200/3026; A46B 2200/3006; A46B 2200/3013; A46B 3/00; A46B 9/005; A46B 5/02; A46D 1/0207; A46D 1/0238

See application file for complete search history.

(56) **References Cited**

**U.S. PATENT DOCUMENTS**

D51,319 S \* 10/1917 Montgomery ..... D4/127  
D171,592 S \* 3/1954 Gore ..... D28/7  
4,527,575 A \* 7/1985 Vasas ..... A46B 15/00  
401/122

D453,077 S \* 1/2002 Chen ..... D4/138  
D454,002 S \* 3/2002 Wong ..... D4/128  
D469,258 S \* 1/2003 Wang ..... D4/128  
D720,138 S \* 12/2014 Schuler ..... D4/128  
D749,327 S \* 2/2016 Thierer ..... D4/128  
D847,514 S \* 5/2019 Maman ..... D4/128  
2021/0386188 A1 \* 12/2021 Gillespie ..... A46B 5/002  
2022/0031055 A1 \* 2/2022 Kirikian ..... A46B 5/026

**FOREIGN PATENT DOCUMENTS**

CN 305657816 \* 3/2020  
WO WO-0103545 A1 \* 1/2001 ..... A46D 1/00

\* cited by examiner

*Primary Examiner* — Karen E Eldridge Powers

(74) *Attorney, Agent, or Firm* — Amster, Rothstein & Ebenstein LLP

(57) **CLAIM**

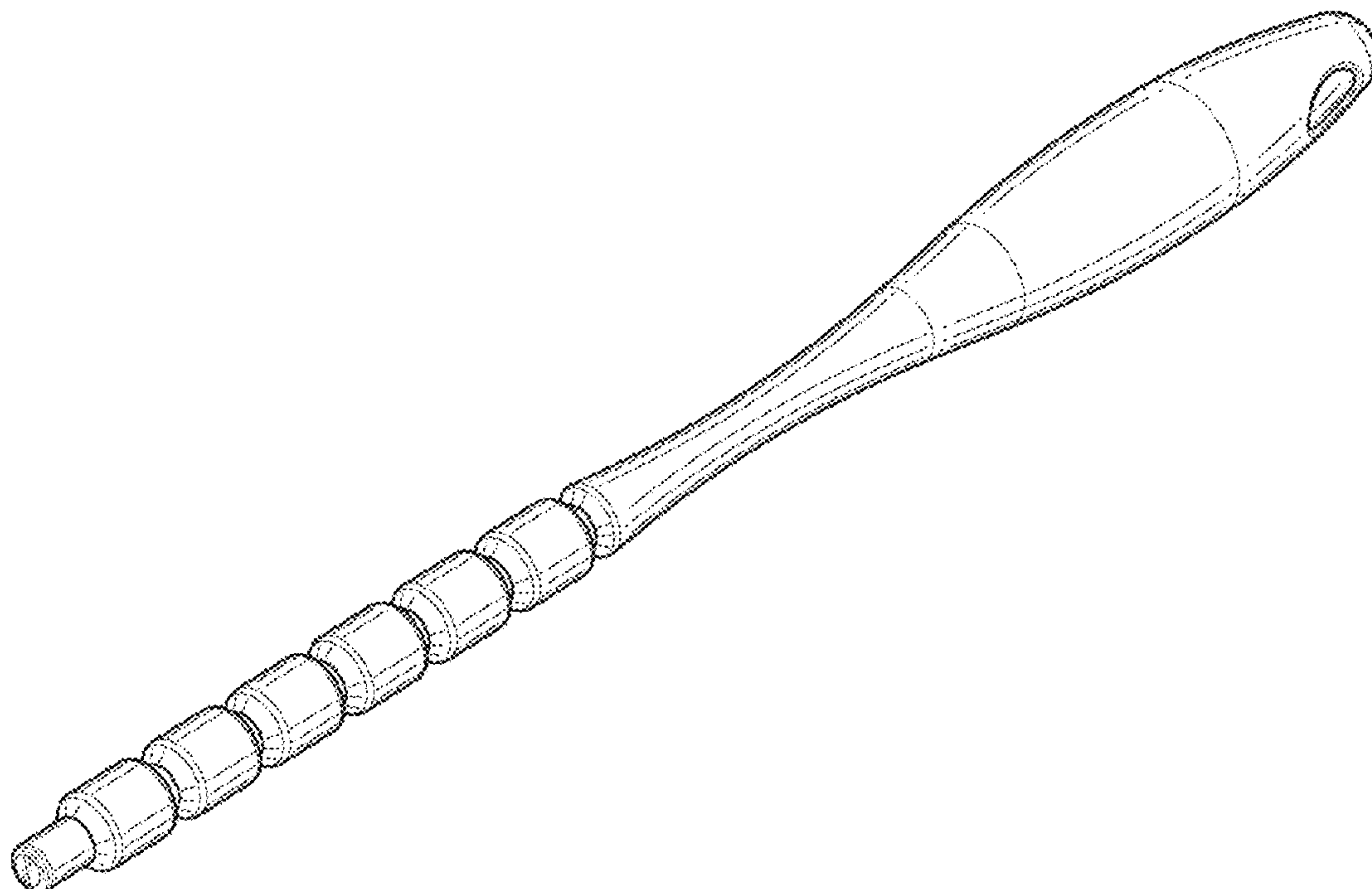
The ornamental design for a brush body, as shown and described.

**DESCRIPTION**

FIG. 1 is a perspective view of a brush body, showing our new design;  
FIG. 2 is a top view thereof, the bottom view thereof is identical to the top view thereof;  
FIG. 3 is a left side view thereof, the right side view thereof is identical to the left side view thereof;  
FIG. 4 is a front view thereof;  
FIG. 5 is a back view thereof; and,  
FIG. 6 is a perspective view thereof depicted with environmental structure.

The broken lines in FIG. 6 depict environmental structure and form no part of the claimed design.

**1 Claim, 6 Drawing Sheets**



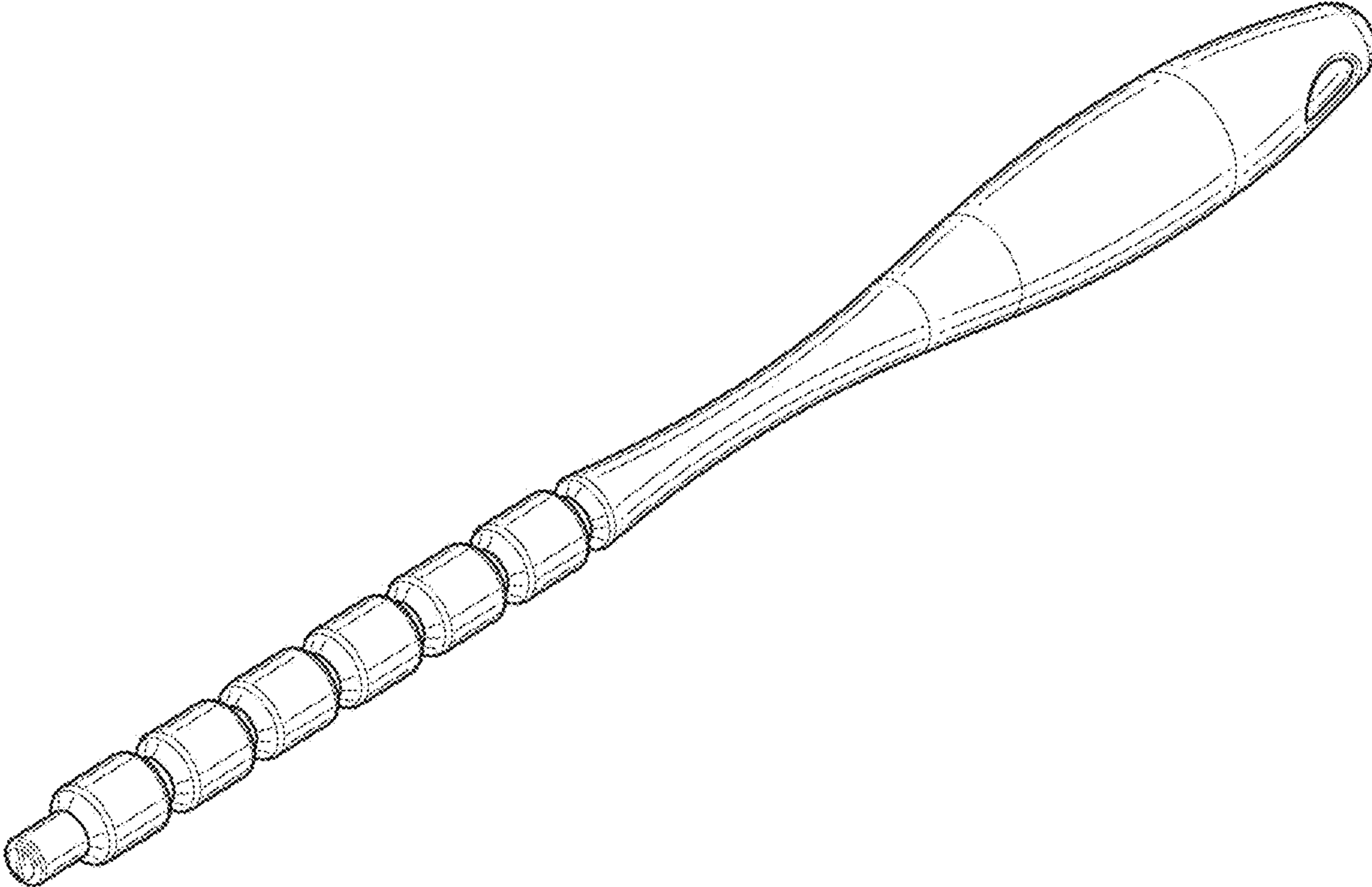


FIG. 1

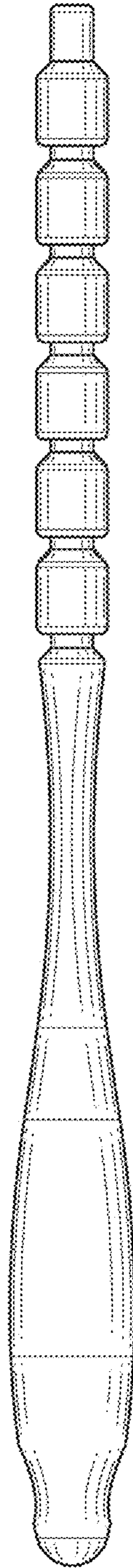


FIG. 2

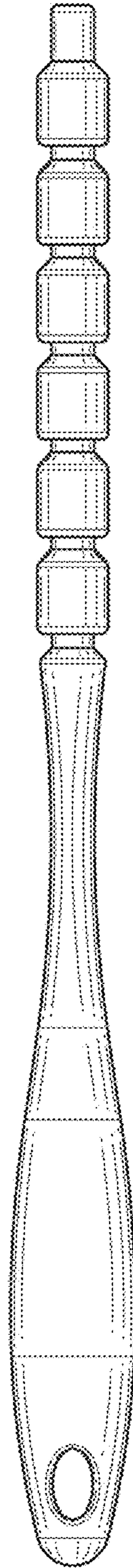
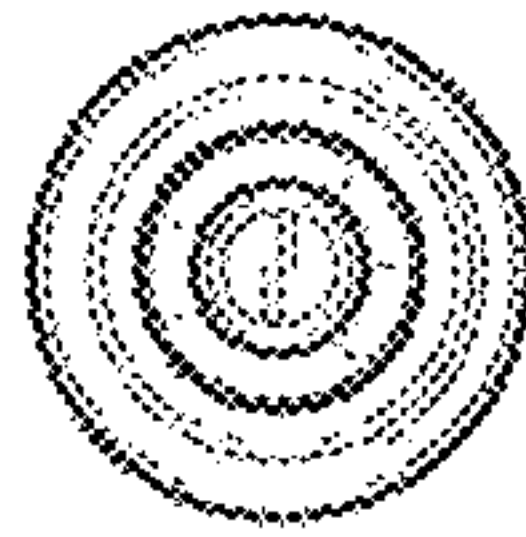
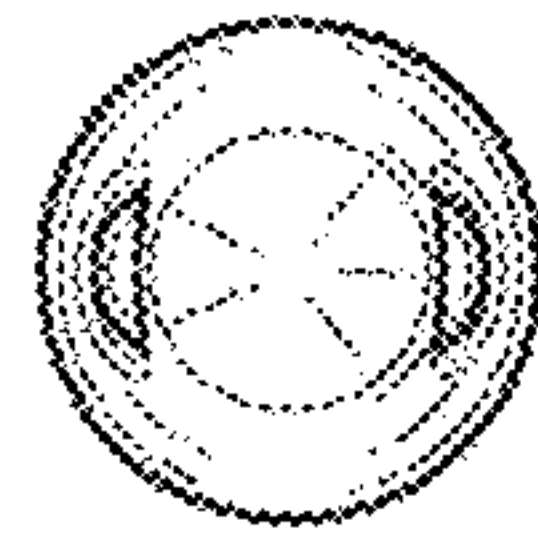


FIG. 3



**FIG. 4**



**FIG. 5**

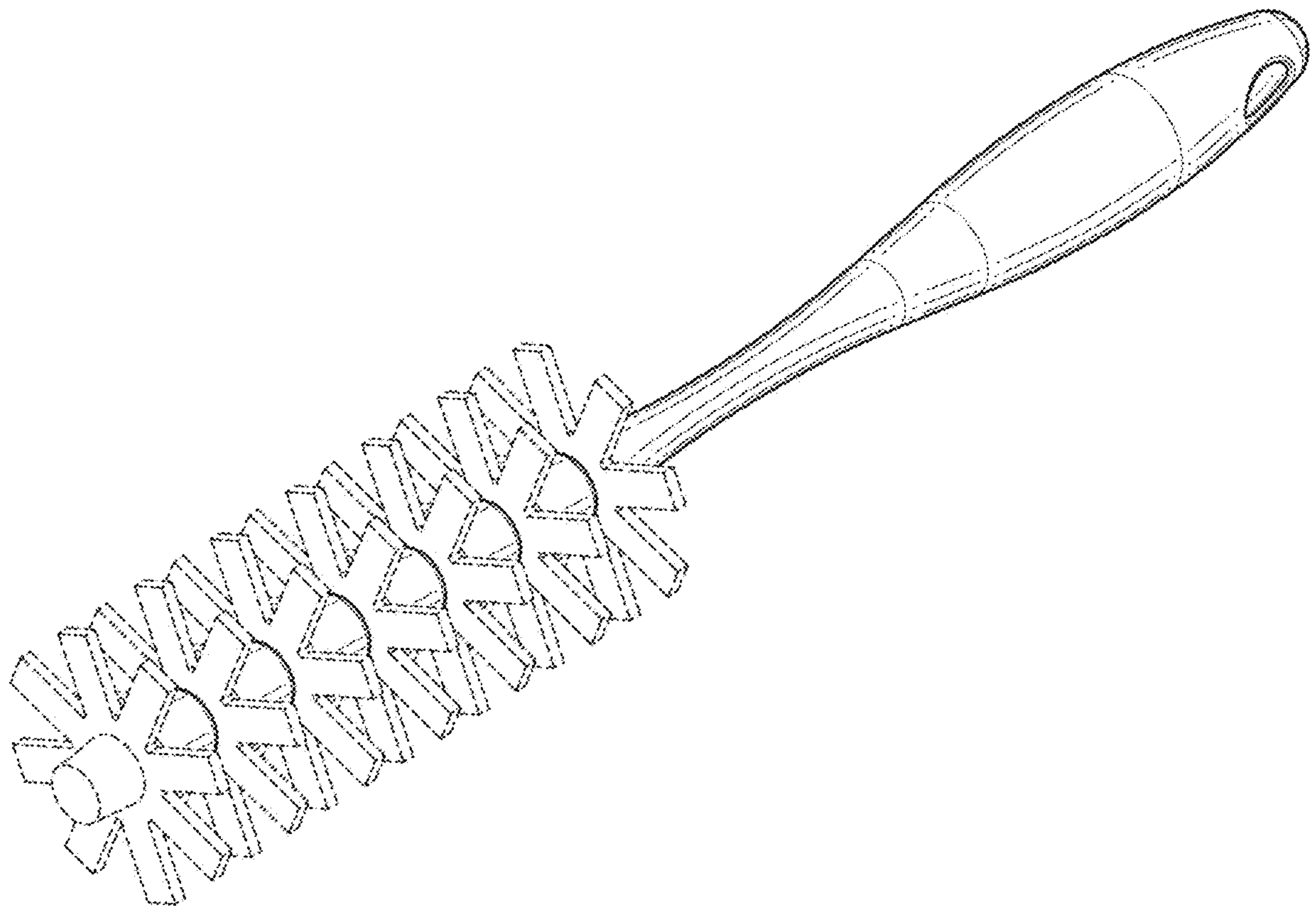


FIG. 6