



US00D959846S

(12) **United States Design Patent** (10) **Patent No.:** **US D959,846 S**
Burris (45) **Date of Patent:** **** Aug. 9, 2022**

(54) **ORAL CARE IMPLEMENT**

(71) Applicant: **Andrew D Burris**, Beaufort, SC (US)

(72) Inventor: **Andrew D Burris**, Beaufort, SC (US)

(**) Term: **15 Years**

(21) Appl. No.: **29/734,292**

(22) Filed: **May 11, 2020**

(51) **LOC (13) Cl.** **04-02**

(52) **U.S. Cl.**
USPC **D4/104**

(58) **Field of Classification Search**
USPC D4/100-138; D21/620, 165; D11/159;
D24/176, 181
CPC A46B 2200/1066; A46B 2200/1073; A46B
2200/1086; A46B 5/0095; A46B 9/04;
A46B 9/028; A63H 13/00; A61C 17/16
See application file for complete search history.

(56) **References Cited**

U.S. PATENT DOCUMENTS

D266,754 S *	11/1982	Taylor	D11/159
D280,921 S *	10/1985	Insetta	D11/159
D284,595 S *	7/1986	Herndon	D21/620
D329,948 S	10/1992	Hanner	
5,187,829 A	2/1993	Atkins	
5,353,464 A	10/1994	Atkins et al.	
D363,166 S	10/1995	Perrine	
D416,686 S	11/1999	Mecker et al.	
D428,627 S *	7/2000	Sorenson	D11/159
6,141,815 A	11/2000	Harrison et al.	
6,363,568 B1	4/2002	Harrison et al.	

D484,313 S	12/2003	Ping	
8,210,896 B2 *	7/2012	Wittenberg	A63H 3/28 446/297
D778,616 S	2/2017	Tegeder et al.	
D798,960 S *	10/2017	Wong	D21/438
D862,171 S *	10/2019	Bullo	D7/504
D872,645 S *	1/2020	Lachyani Abiri	D11/159
D885,253 S *	5/2020	Sakai	D11/159
D897,764 S *	10/2020	Goulet Dubois	D7/396.2

OTHER PUBLICATIONS

Dreamtopia Unicorn, announced Nov. 2018 [online], [site visited Jan. 5, 2022]. Available from internet, URL: https://www.amazon.com/Barbie-Dreamtopia-Brush-Sparkle-Unicorn/dp/B07FDFBZVR/ref=sr_1_22 (Year: 2018).*

* cited by examiner

Primary Examiner — Cynthia Ramirez

Assistant Examiner — Tamara L Hahn


(57) **CLAIM**

The ornamental design for an oral care implement, as shown and described.

DESCRIPTION

FIG. 1 is a front left perspective view of an oral care implement showing my new design;
FIG. 2 is a front elevational view thereof;
FIG. 3 is a rear elevational view thereof;
FIG. 4 is a right side elevational view thereof;
FIG. 5 is a left side elevational view of thereof;
FIG. 6 is a top plan view thereof; and,
FIG. 7 is a bottom plan view thereof.

1 Claim, 7 Drawing Sheets






FIG. 1

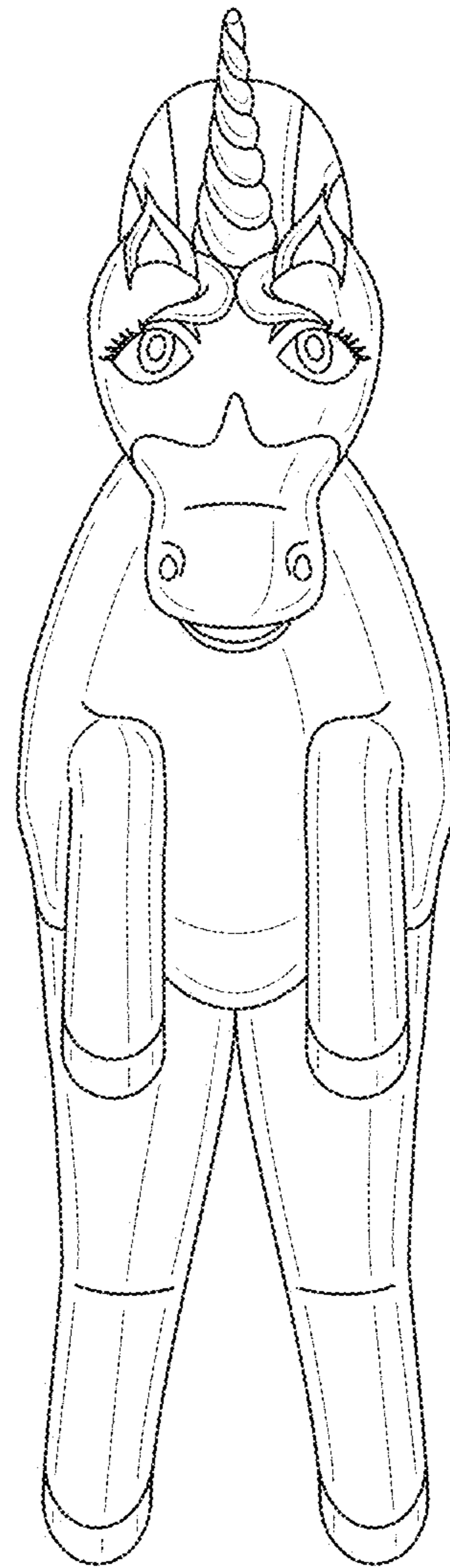


FIG. 2

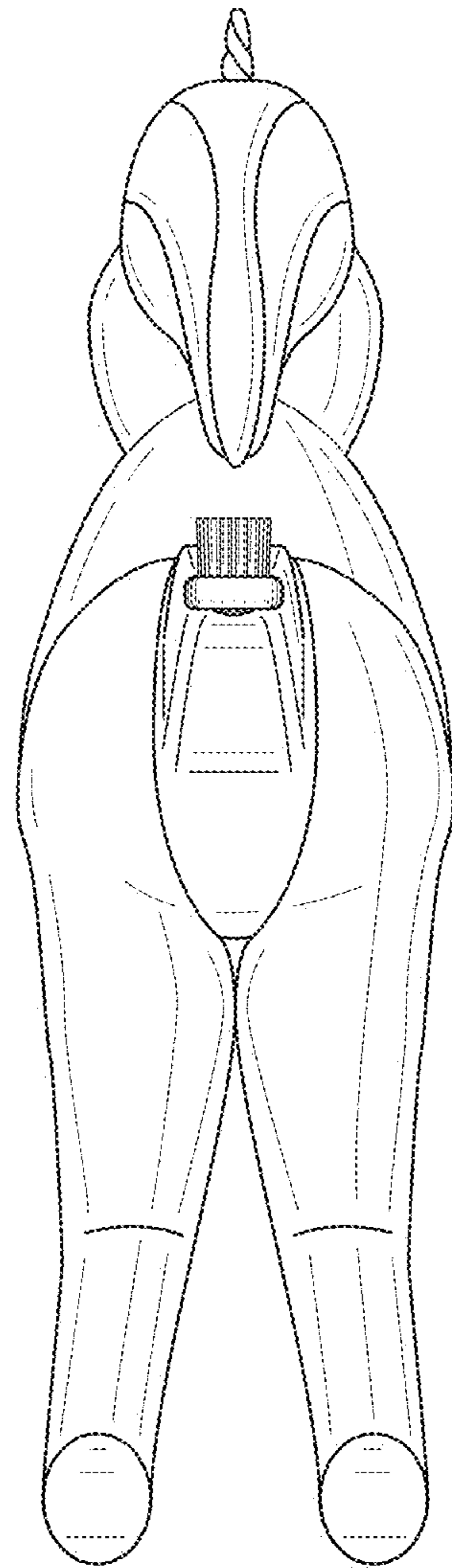


FIG. 3

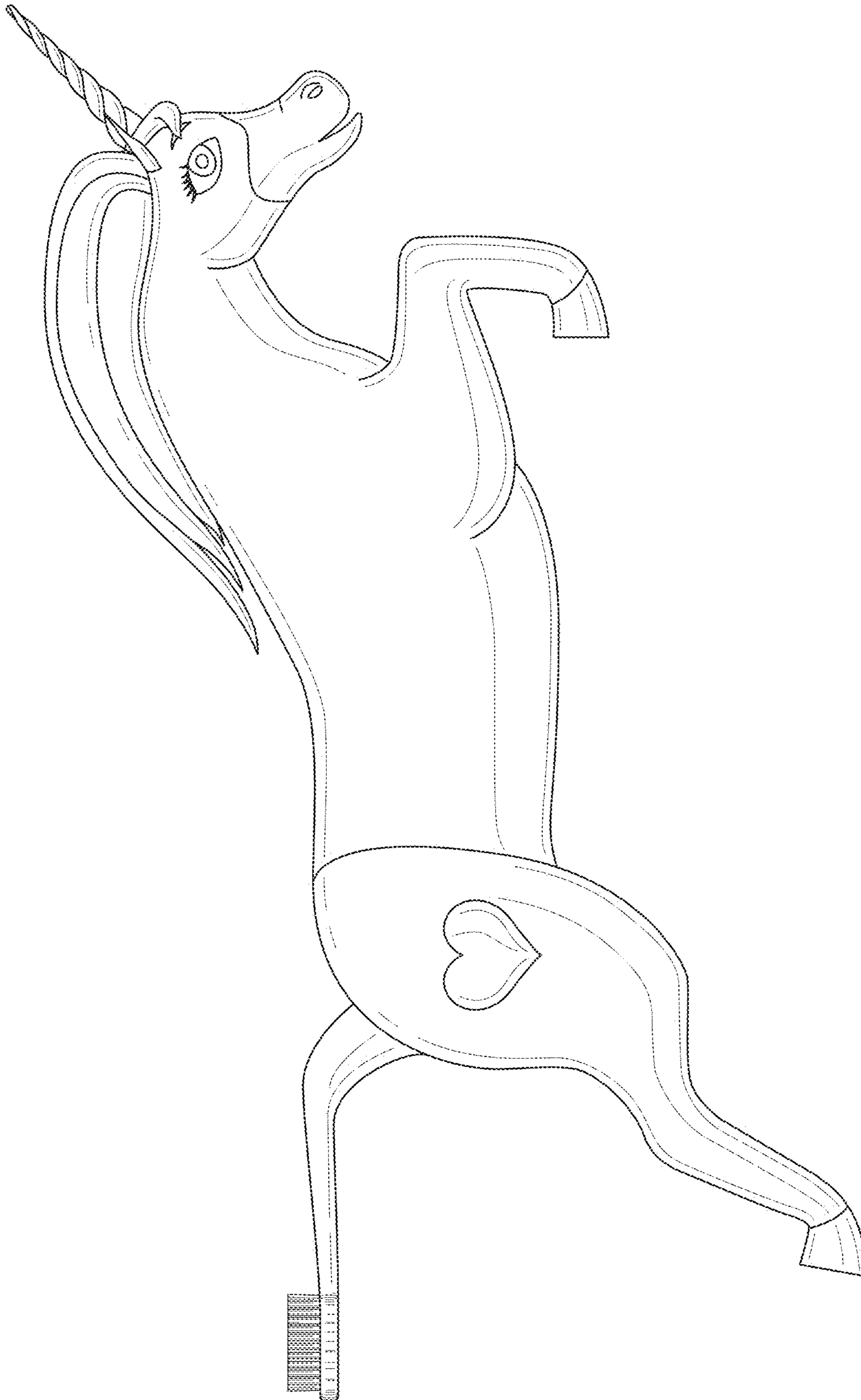


FIG. 4

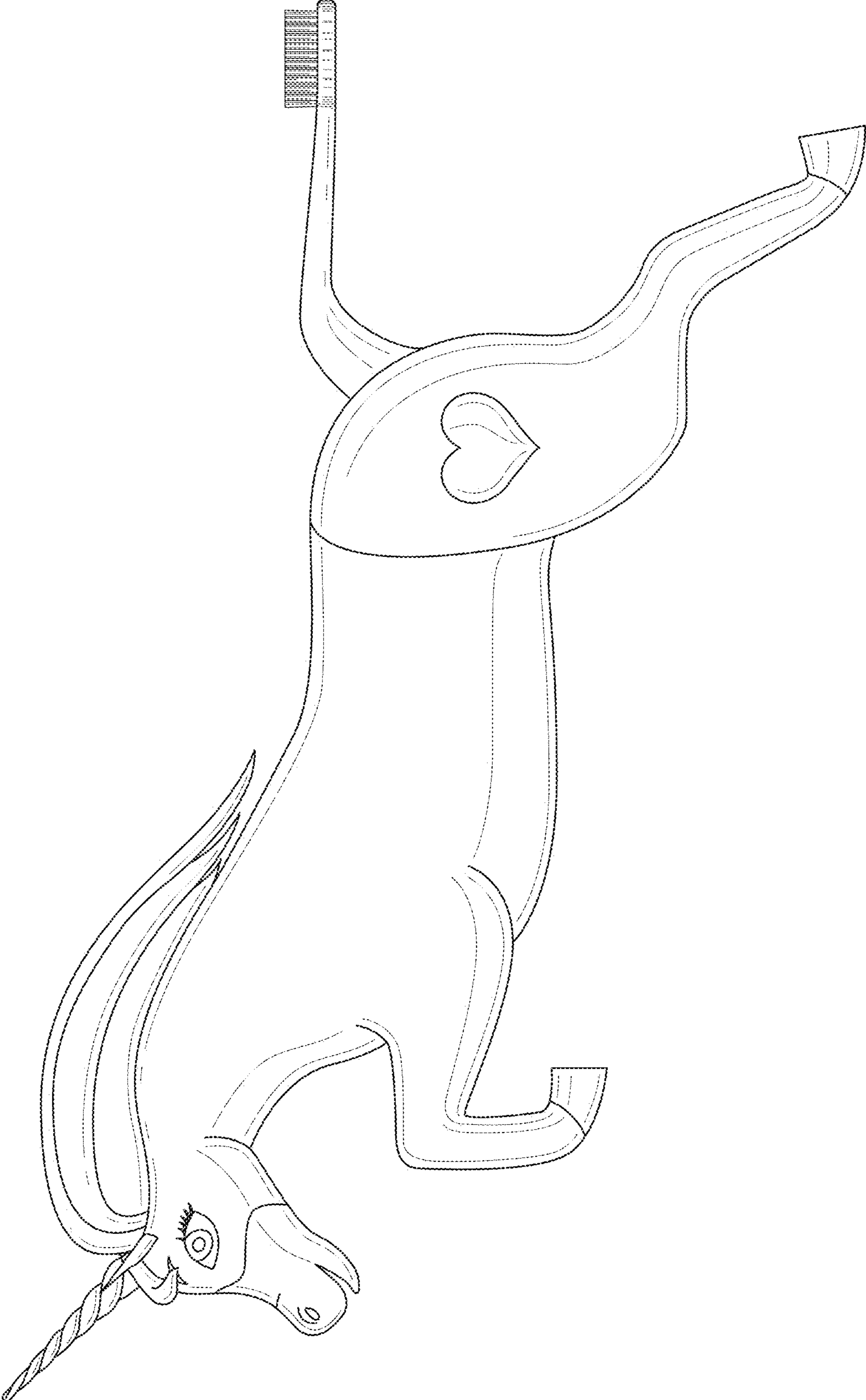


FIG. 5

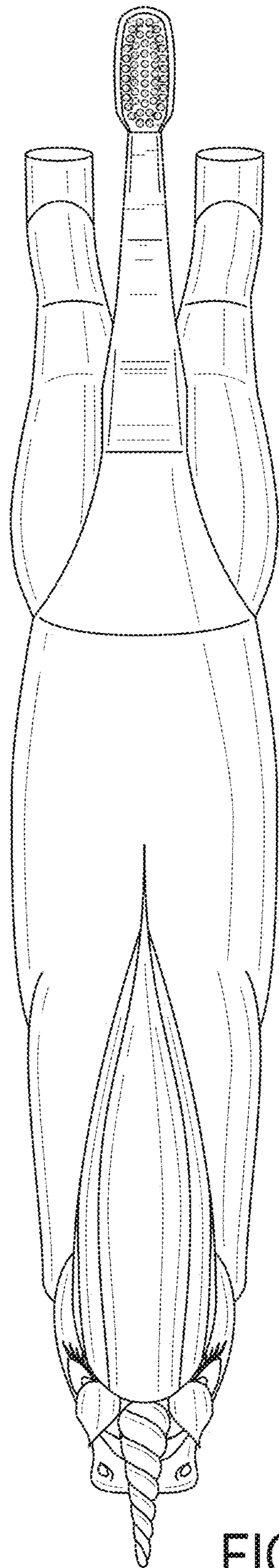


FIG. 6

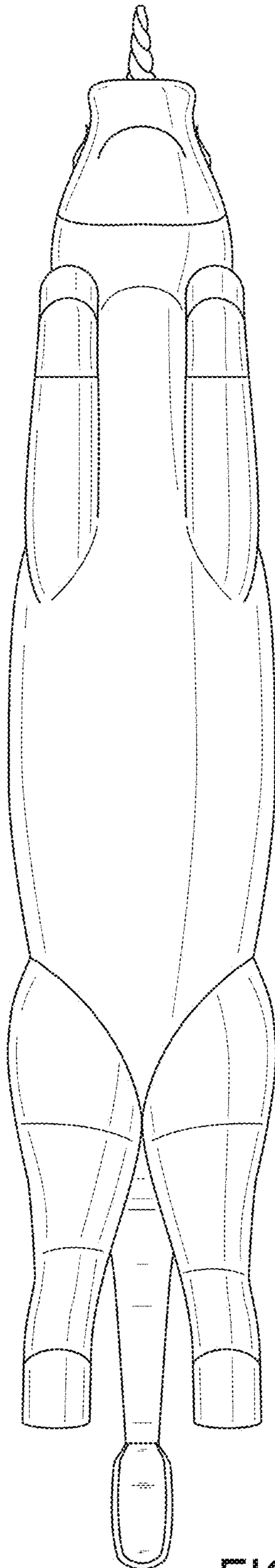


FIG. 7