



US00D959835S

(12) **United States Design Patent** (10) **Patent No.:** **US D959,835 S**
Zuo (45) **Date of Patent:** **** Aug. 9, 2022**

(54) **STORAGE BASKET**

(71) Applicant: **Na Zuo**, Guangdong (CN)

(72) Inventor: **Na Zuo**, Guangdong (CN)

(**) Term: **15 Years**

(21) Appl. No.: **29/816,892**

(22) Filed: **Nov. 25, 2021**

(51) **LOC (13) Cl.** **03-01**

(52) **U.S. Cl.**

USPC **D3/307**

(58) **Field of Classification Search**

USPC D3/304, 306, 307, 308, 309, 315;
D32/36-37; D6/672-673, 678

CPC . B65D 1/00; B65D 1/38; B65D 11/14; B65D
11/20; B65D 29/00; B65D 29/04

See application file for complete search history.

(56) **References Cited**

U.S. PATENT DOCUMENTS

D276,281 S	*	11/1984	Landgren	D3/309
D290,179 S	*	6/1987	Peltola	D32/37
D326,552 S	*	5/1992	Goodell	D3/312
D401,065 S	*	11/1998	Peltola	D3/304
D466,301 S	*	12/2002	Sofy	D3/307
D471,015 S	*	3/2003	Lacy	D3/307
D471,713 S	*	3/2003	Speed	D3/307
D474,603 S	*	5/2003	Berenguer	D3/307
D497,253 S	*	10/2004	Alves	D3/309
D536,874 S	*	2/2007	Splain	D3/307

D553,361 S	*	10/2007	Splain	D3/304
D564,229 S	*	3/2008	Splain	D3/304
D564,758 S	*	3/2008	Drury	D3/304
D578,308 S	*	10/2008	Simas	D3/304
D611,709 S	*	3/2010	Ceravolo	D3/304
D728,939 S	*	5/2015	Suomela	D3/304
D789,089 S	*	6/2017	Duvigneau	D3/306
D794,959 S	*	8/2017	Takagaki	D3/307
D804,181 S	*	12/2017	Takagaki	D3/307
D804,185 S	*	12/2017	Mutoh	D3/318
D819,971 S	*	6/2018	Lindsay	D3/312
D930,306 S		11/2021	Wang		
D935,181 S	*	11/2021	Shui	D3/307

* cited by examiner

Primary Examiner — Kelley A Donnelly

(74) *Attorney, Agent, or Firm* — True Shepherd, LLC;
Andrew Cheng

(57) **CLAIM**

The ornamental design for a storage basket, as shown and described.

DESCRIPTION

FIG. 1 is a front, right, and top perspective view of a storage basket, showing my design.

FIG. 2 is a front elevation view thereof.

FIG. 3 is a rear elevation view thereof.

FIG. 4 is a left side elevation view thereof.

FIG. 5 is a right side elevation view thereof.

FIG. 6 is a top plan view thereof; and,

FIG. 7 is a bottom plan view thereof.

1 Claim, 7 Drawing Sheets





FIG. 1




FIG. 2




FIG. 3



FIG. 4



FIG. 5




FIG. 6




FIG. 7