



US00D959812S

(12) **United States Design Patent** (10) **Patent No.:** **US D959,812 S**
Ledbetter (45) **Date of Patent:** **** Aug. 9, 2022**

- (54) **BOOT**
- (71) Applicant: **LaCrosse Footwear, Inc.**, Portland, OR (US)
- (72) Inventor: **Christopher Wayne Ledbetter**, Vancouver, WA (US)
- (73) Assignee: **LaCrosse Footwear, Inc.**, Portland, OR (US)
- (**) Term: **15 Years**
- (21) Appl. No.: **29/748,914**
- (22) Filed: **Sep. 1, 2020**

| | | | |
|--------------|---------|-----------------|--------|
| D315,823 S * | 4/1991 | Signori | D2/910 |
| D520,219 S * | 5/2006 | Mazzarolo | D2/909 |
| D622,487 S | 8/2010 | McCarron et al. | |
| D624,295 S | 9/2010 | McCarron | |
| D670,071 S | 11/2012 | Meyer et al. | |
| D701,374 S | 3/2014 | Feller et al. | |
| D704,928 S | 5/2014 | Roundhouse | |
| D711,086 S | 8/2014 | Anderson et al. | |
| D722,761 S * | 2/2015 | Monroy | D2/970 |
| D727,004 S | 4/2015 | Roundhouse | |
| D732,805 S * | 6/2015 | Bruder | D2/911 |
| D747,078 S | 1/2016 | Feller et al. | |
| D763,563 S * | 8/2016 | Monroy | D2/970 |
| D781,030 S * | 3/2017 | Foust | D2/910 |
| D838,444 S | 1/2019 | Ledbetter | |
| D838,455 S * | 1/2019 | Strother | D2/909 |
| D862,848 S * | 10/2019 | Barker | D2/910 |
| D862,849 S | 10/2019 | Ledbetter | |
| D895,253 S | 9/2020 | Ledbetter | |
| D907,912 S * | 1/2021 | Foust | D2/910 |
| D915,054 S * | 4/2021 | Ledbetter | D2/970 |

Related U.S. Application Data

- (63) Continuation of application No. 29/707,747, filed on Sep. 30, 2019, now Pat. No. Des. 895,253, which is a continuation of application No. 29/672,466, filed on Dec. 5, 2018, now Pat. No. Des. 862,849, which is a continuation of application No. 29/583,486, filed on Nov. 4, 2016, now Pat. No. Des. 838,444.
- (51) **LOC (13) Cl.** **02-04**
- (52) **U.S. Cl.**
USPC **D2/970; D2/910**
- (58) **Field of Classification Search**
USPC D2/896-900, 909-915, 946, 969-974
CPC .. A43B 3/02; A43B 5/145; A43B 7/06; A43B 3/08; A43B 23/00; A43B 23/02
See application file for complete search history.

(56) **References Cited**
U.S. PATENT DOCUMENTS

| | | |
|-------------|--------|---------|
| 3,091,871 A | 6/1963 | Roger |
| D282,599 S | 2/1986 | Frey |
| 4,587,749 A | 5/1986 | Berlese |

* cited by examiner

Primary Examiner — Rashida C. Walshon
(74) *Attorney, Agent, or Firm* — Perkins Coie LLP

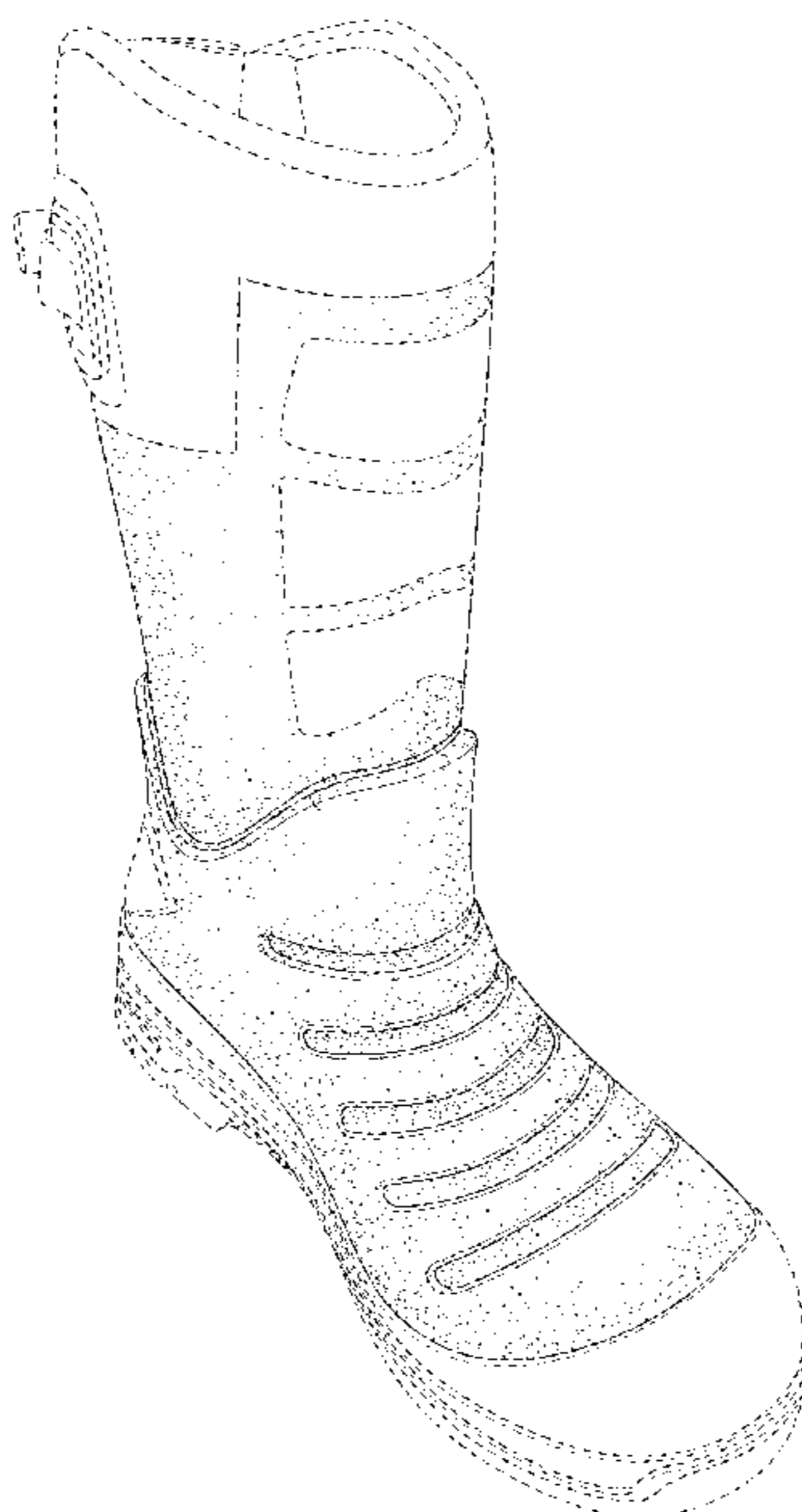
(57) **CLAIM**

The ornamental design for a boot, as shown and described.

DESCRIPTION

FIG. 1 is an isometric view of a boot showing the new design.
FIG. 2 is a front elevational view thereof.
FIG. 3 is a rear elevational view thereof.
FIG. 4 is a right-side elevational view thereof.
FIG. 5 is a left-side elevational view thereof.
FIG. 6 is a top plan view thereof; and,
FIG. 7 is a bottom plan view thereof.
The broken lines in the drawings represent environment subject matter and form no part of the claim.

1 Claim, 7 Drawing Sheets



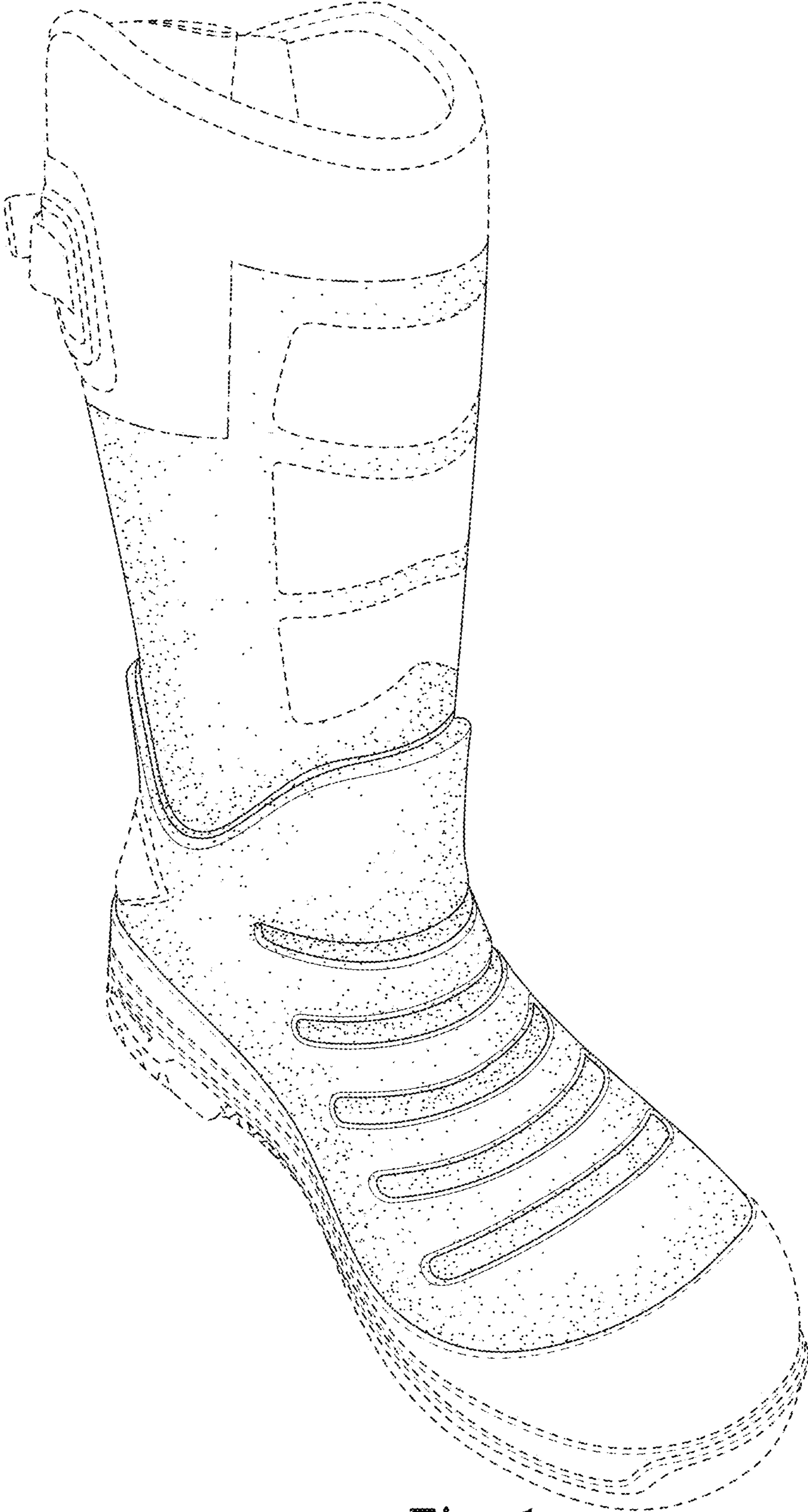


Fig. 1

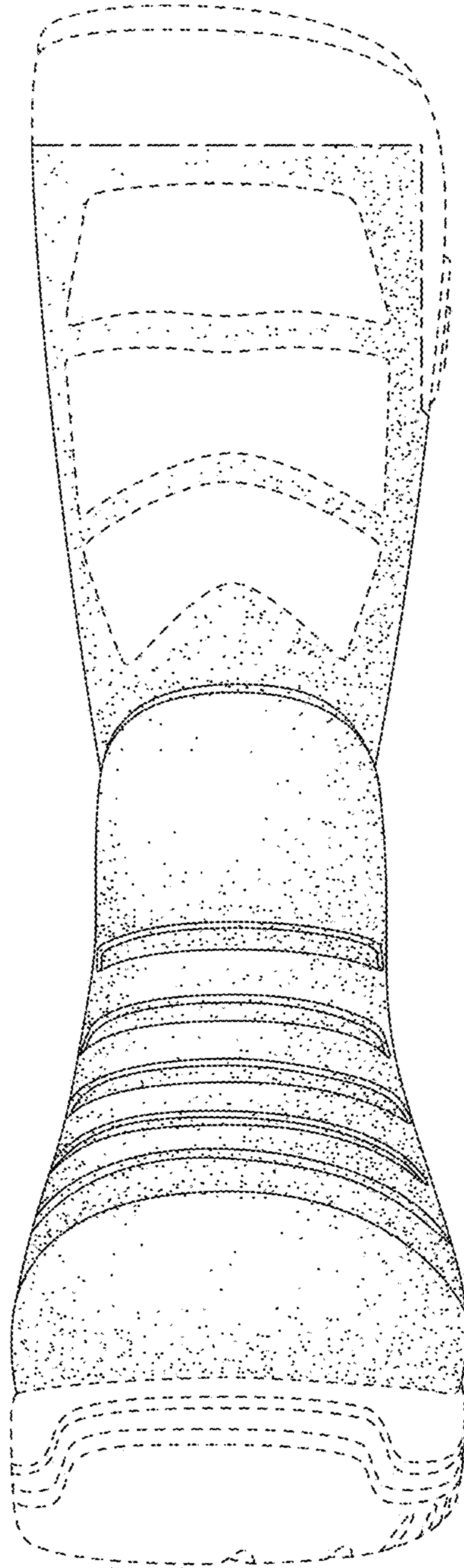


Fig. 2

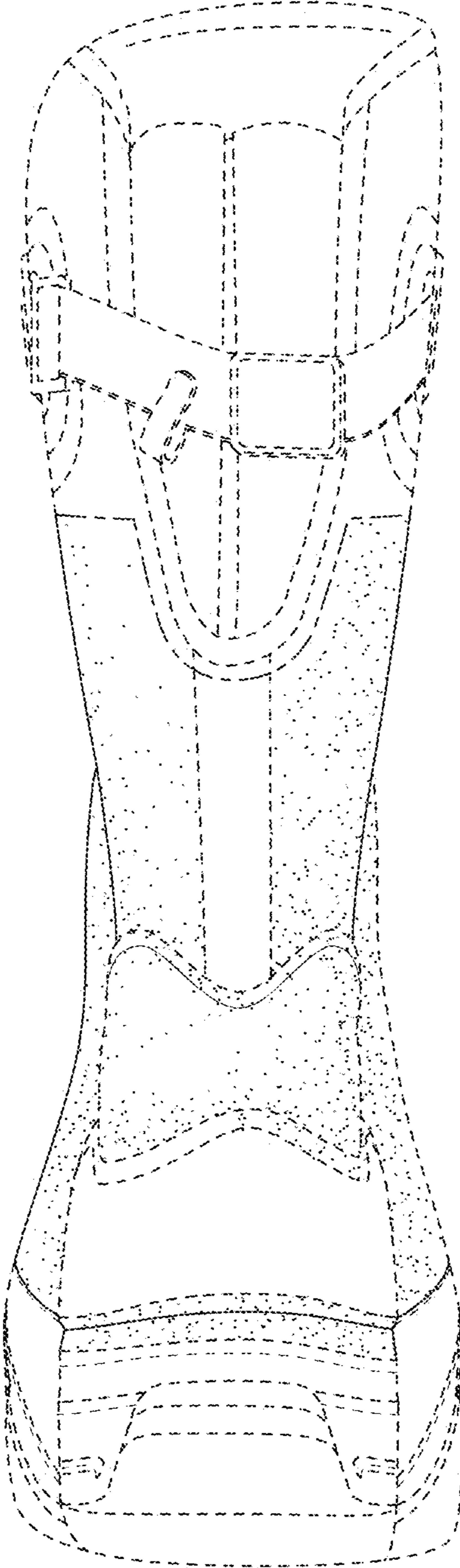


Fig. 3



Fig. 4



Fig. 5

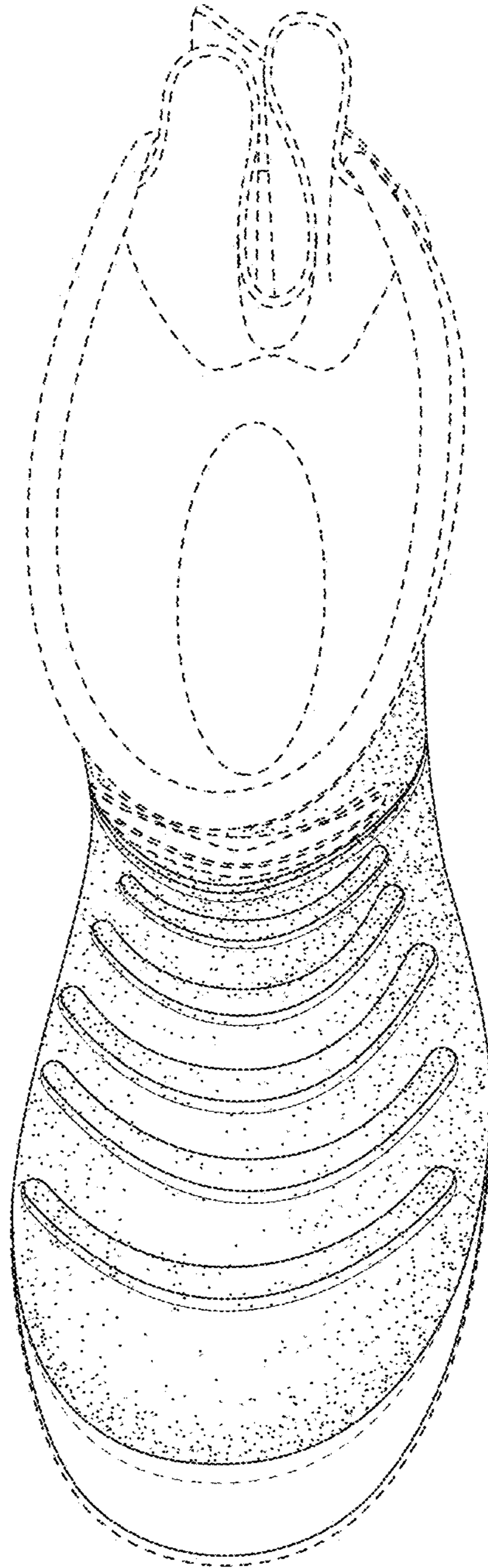


Fig. 6

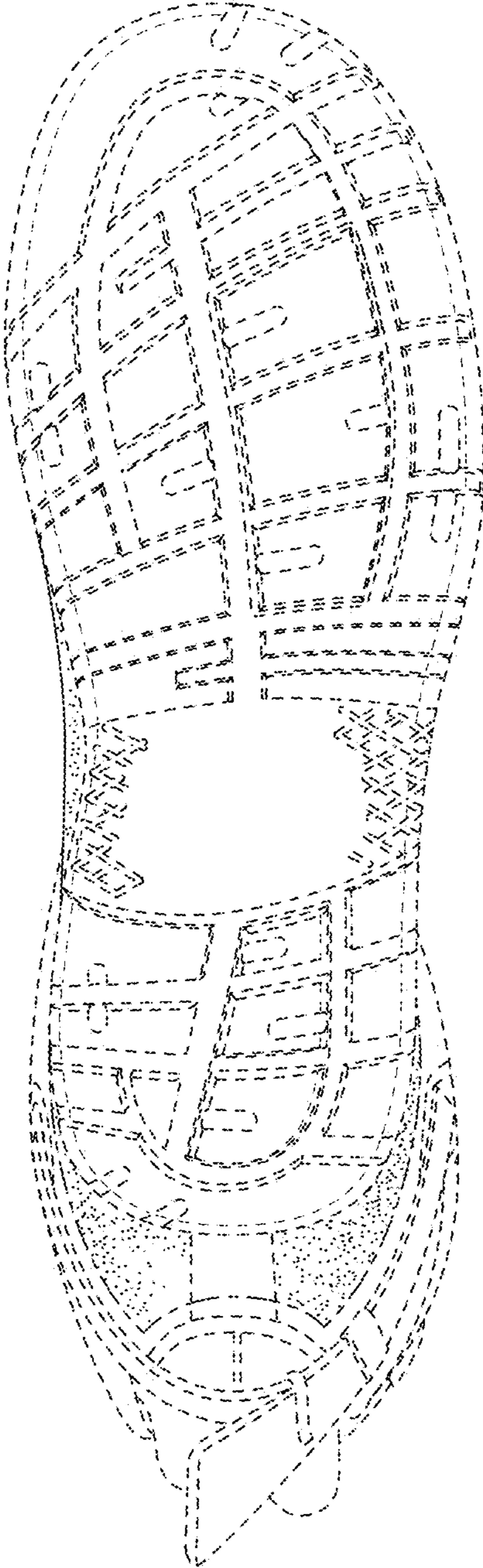


Fig. 7