



US00D959809S

(12) **United States Design Patent** (10) **Patent No.:** **US D959,809 S**
Ortega (45) **Date of Patent:** **** Aug. 9, 2022**

(54) **SHOE UPPER**
(71) Applicant: **Brooks Sports, Inc.**, Seattle, WA (US)
(72) Inventor: **Gabriel Ricardo Ortega**, Seattle, WA (US)
(73) Assignee: **Brooks Sports, Inc.**, Seattle, WA (US)
(**) Term: **15 Years**
(21) Appl. No.: **29/754,540**

D882,232 S * 4/2020 Odinot D2/969
D882,909 S * 5/2020 Small D2/902
D903,248 S * 12/2020 Verfl D2/908
D913,648 S * 3/2021 Dean D2/907
D913,649 S * 3/2021 Suh D2/908
D913,650 S * 3/2021 Ortega D2/908
D913,670 S * 3/2021 Dean D2/969
D913,671 S * 3/2021 Suh D2/969
D913,674 S * 3/2021 Suh D2/969
D913,675 S * 3/2021 Ortega D2/969
D929,707 S * 9/2021 Suh D2/908
D932,144 S * 10/2021 Fu D2/908
D938,711 S * 12/2021 Ortega D2/969

(Continued)

(22) Filed: **Oct. 12, 2020**
(51) **LOC (13) Cl.** **02-04**
(52) **U.S. Cl.**
USPC **D2/969**
(58) **Field of Classification Search**
USPC D2/902–908, 909, 947, 969, 970, 972,
D2/973
CPC .. A43B 1/00; A43B 1/009; A43B 1/02; A43B
1/04; A43B 1/10; A43B 1/12; A43B 1/14;
A43B 23/00; A43B 23/0245; A43B
23/025; A43B 23/04; A43B 23/042; A43B
5/00; A43B 5/08; A43B 5/10; A43B 3/00;
A43B 3/04; A43B 3/08; A43B 13/00;
A43B 13/04; A43B 13/14
See application file for complete search history.

(56) **References Cited**
U.S. PATENT DOCUMENTS
5,704,137 A * 1/1998 Dean A43B 13/206
36/71
D794,919 S * 8/2017 Mason A43B 5/00
D2/907
D801,664 S * 11/2017 Small D2/969
D834,294 S * 11/2018 Small D2/969
D849,371 S * 5/2019 Ortega D2/902
D849,372 S * 5/2019 Ortega D2/902
D867,729 S * 11/2019 Dean D2/902

OTHER PUBLICATIONS

Shoe Review: Brooks Ghost 14, announced Jun. 22, 2021 [online], [site visited Feb. 8, 2022], Available from internet, URL: <https://www.fleetfeet.com/blog/shoe-review-brooks-ghost-14> (Year: 2021).*

Primary Examiner — Elizabeth J Oswecki
Assistant Examiner — Yelizaveta Y Masalimova
(74) *Attorney, Agent, or Firm* — Cozen O'Connor


(57) **CLAIM**

The ornamental design for a shoe upper, as shown and described.

DESCRIPTION

FIG. 1 is a perspective view of a shoe upper showing my new design;
FIG. 2 is a front view of the shoe upper illustrated in FIG. 1;
FIG. 3 is a rear view of the shoe upper illustrated in FIG. 1;
FIG. 4 is a side view of the shoe upper illustrated in FIG. 1;
FIG. 5 is another side view of the shoe upper illustrated in FIG. 1; and,
FIG. 6 is a top view of the shoe upper illustrated in FIG. 1.

1 Claim, 6 Drawing Sheets



(56)

References Cited

U.S. PATENT DOCUMENTS

2017/0119091 A1* 5/2017 Bischoff A43B 13/188
2020/0170349 A1* 6/2020 Verfl A43B 23/0245
2020/0187595 A1* 6/2020 Siegismund A43B 23/0245
2020/0337417 A1* 10/2020 Blanchard A43D 25/047

* cited by examiner



FIG. 1




FIG. 2

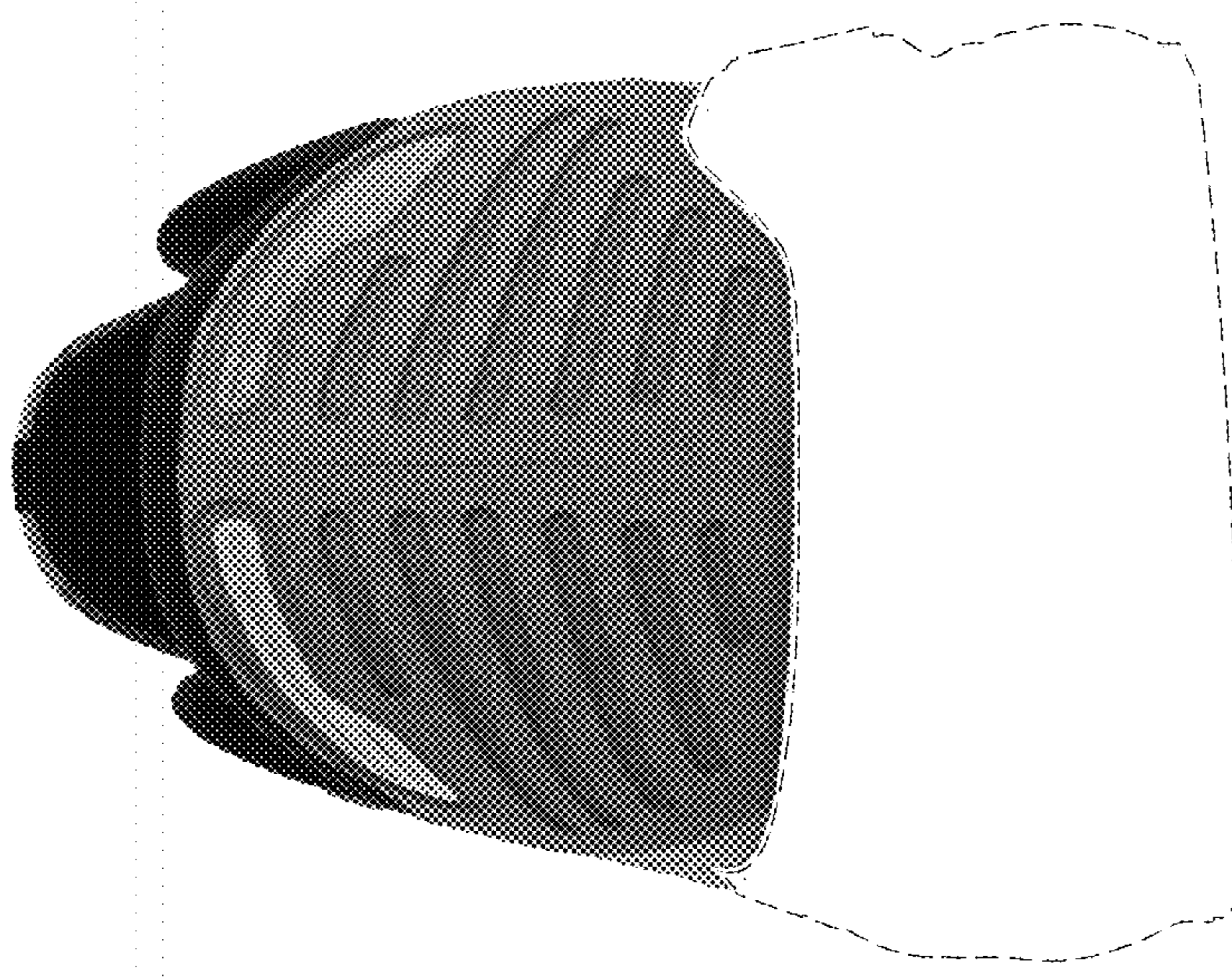


FIG. 3



FIG. 4



FIG. 5




FIG. 6