



US00D959808S

(12) **United States Design Patent** (10) **Patent No.:** **US D959,808 S**
Luedecke et al. (45) **Date of Patent:** **** Aug. 9, 2022**

(54) **SOLE STRUCTURE**

(71) Applicant: **Under Armour, Inc.**, Baltimore, MD (US)

(72) Inventors: **Tom Luedecke**, Portland, OR (US);
David McManus, Portland, OR (US)

(73) Assignee: **Under Armour, Inc.**, Baltimore, MD (US)

(**) Term: **15 Years**

(21) Appl. No.: **29/736,820**

(22) Filed: **Jun. 3, 2020**

(51) **LOC (13) Cl.** **02-04**

(52) **U.S. Cl.**
USPC **D2/957; D2/947; D2/951; D2/953;**
D2/959; D2/960

(58) **Field of Classification Search**

USPC D2/902, 906, 908, 916, 918, 925,
D2/946-962, 977; 36/3 B, 22 R, 24.5,
36/25 R, 28, 32 R, 34 R, 59 C, 67 A, 103
CPC A43B 13/00; A43B 13/02; A43B 13/023;
A43B 13/026; A43B 13/04; A43B 13/08;
A43B 13/10; A43B 13/12; A43B 13/14;
A43B 13/141; A43B 13/143; A43B
13/16; A43B 13/18; A43B 13/181; A43B
13/187; A43B 13/189; A43B 13/20; A43B
13/22; A43B 13/223; A43B 13/24; A43B
13/28; A43B 13/30; A43B 13/32; A43B
13/34; A43B 13/36

See application file for complete search history.

(56) **References Cited**

U.S. PATENT DOCUMENTS

4,281,467 A * 8/1981 Anderie A43B 13/223
D2/951
D492,101 S * 6/2004 Issler D2/954

D515,291 S * 2/2006 Sonnergren D2/954
D584,493 S * 1/2009 Avar D2/954
D710,078 S * 8/2014 Joseph D2/951
D716,028 S * 10/2014 Bramani D2/951
D730,020 S * 5/2015 Taneva D2/907
D744,212 S * 12/2015 Boudreau D2/951
D753,376 S * 4/2016 Birkinhead A43B 13/122
D2/902
D773,790 S * 12/2016 Raysse D2/947
D773,791 S * 12/2016 Raysse D2/947
D779,174 S * 2/2017 de Montgolfier D2/947
D781,543 S * 3/2017 Raysse D2/947

(Continued)

Primary Examiner — T Chase Nelson

(74) *Attorney, Agent, or Firm* — Edell, Shapiro & Finnan, LLC

(57) **CLAIM**


The ornamental design for a sole structure, as shown and described.

DESCRIPTION

FIG. 1 is a bottom view in perspective of a sole structure showing my new design;
FIG. 2 is another bottom view in perspective thereof;
FIG. 3 is a top view thereof;
FIG. 4 is a bottom view thereof;
FIG. 5 is a medial side view thereof;
FIG. 6 is a lateral side view thereof;
FIG. 7 is a front view thereof; and,
FIG. 8 is a rear view thereof.

The sole structure illustrated in the drawings is a first embodiment showing a right-footed form of the sole structure. A second embodiment is for the left-footed form of the sole structure, which is a mirror image of the right-footed form, is not illustrated. The broken, dot-dash lines in the figures are presented to encompass boundaries and surfaces which, along with the broken, dot-dash lines, do not form part of the claimed design. The shading is provided to show the complex curvatures (contouring) of the sole structure.

1 Claim, 7 Drawing Sheets



(56)

References Cited

U.S. PATENT DOCUMENTS

D784,666 S * 4/2017 Lok D2/947
 D790,175 S * 6/2017 Pulli D2/947
 D796,170 S * 9/2017 Raysse D2/947
 D797,423 S * 9/2017 Bischoff D2/951
 D841,300 S * 2/2019 Albrecht D2/959
 D841,949 S * 3/2019 Ciccone D2/947
 D841,964 S * 3/2019 Kaiserswerth D2/947
 D862,052 S * 10/2019 Buronfosse D2/947
 D862,866 S * 10/2019 Albrecht D2/945
 10,426,226 B2 * 10/2019 Guyan A43B 23/027
 D876,053 S * 2/2020 Daiber D2/947
 D878,016 S * 3/2020 Henrichot D2/947
 D883,634 S * 5/2020 Xanthos D2/951
 10,653,207 B1 * 5/2020 Ochipa A43B 13/36
 D890,485 S * 7/2020 Perrault D2/947
 D890,486 S * 7/2020 Wallace D2/947
 D892,478 S * 8/2020 Hobson D2/947
 D899,035 S * 10/2020 Padilla A43B 1/00
 D900,443 S * 11/2020 Jury D2/947
 D901,136 S * 11/2020 Noirhomme D2/906
 D918,546 S * 5/2021 Rasmussen D2/947
 D919,272 S * 5/2021 Tu D2/961
 D929,711 S * 9/2021 Patt D2/947

D929,712 S * 9/2021 Patt D2/947
 D929,713 S * 9/2021 Patt D2/947
 D932,165 S * 10/2021 Petrie D2/951
 D937,545 S * 12/2021 Patt D2/947
 D941,003 S * 1/2022 Patt D2/947
 2009/0183392 A1 * 7/2009 Shane A43B 3/244
 12/114.2
 2013/0118031 A1 * 5/2013 Chenciner A43B 3/0036
 36/88
 2014/0230284 A1 * 8/2014 Craig A43B 3/00
 36/103
 2014/0310986 A1 * 10/2014 Tamm A43B 1/00
 12/142 T
 2015/0223560 A1 * 8/2015 Wawrousek A43B 13/223
 36/25 R
 2016/0051009 A1 * 2/2016 Kormann A43B 5/00
 36/103
 2017/0325544 A1 * 11/2017 Ngene A43B 5/00
 2018/0098601 A1 * 4/2018 Hartenstein A43B 7/142
 2018/0271213 A1 * 9/2018 Perrault A43D 1/02
 2019/0029364 A1 * 1/2019 Lucca A43B 13/40
 2019/0069633 A1 * 3/2019 Lucca A43B 13/122
 2020/0077734 A1 * 3/2020 Bidal A43B 13/125
 2020/0305541 A1 * 10/2020 Yahata A43B 7/1425
 2021/0000217 A1 * 1/2021 Bidal A43B 13/26
 2021/0127791 A1 * 5/2021 Gerig A43B 23/24

* cited by examiner




FIG.1




FIG.2



FIG.3

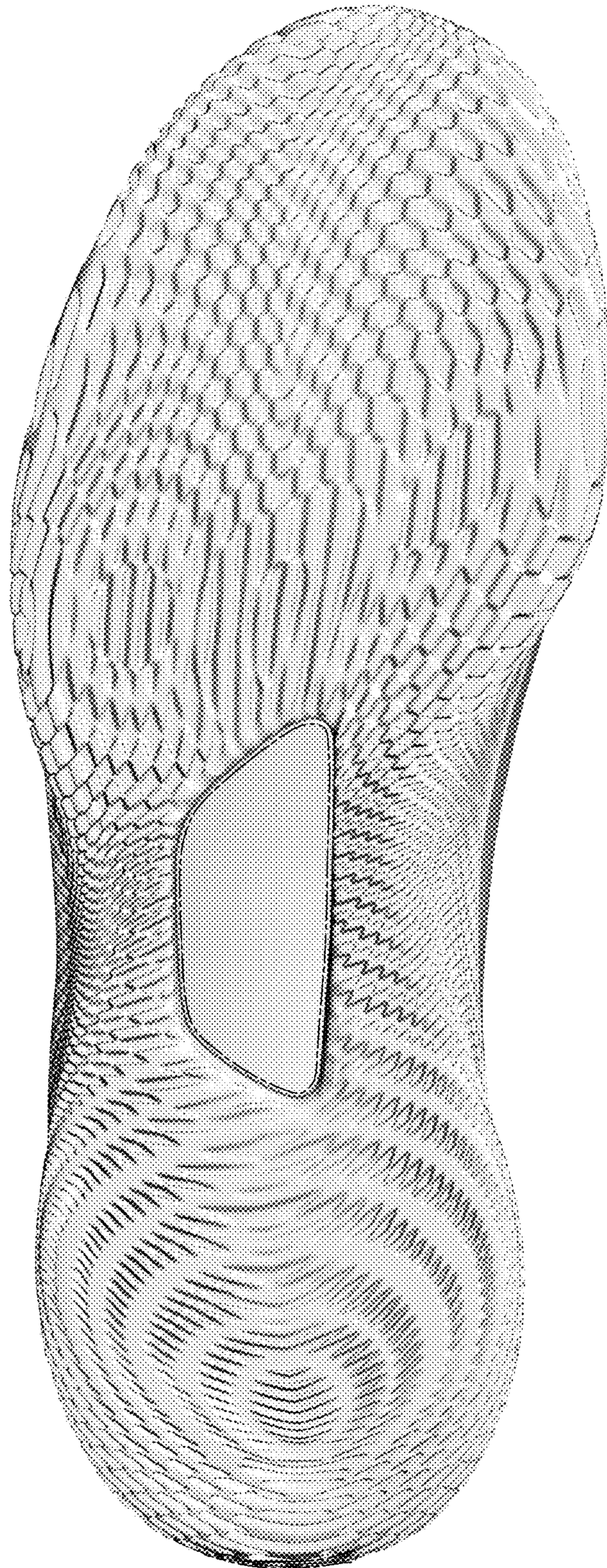


FIG.4




FIG.5




FIG.6




FIG. 7

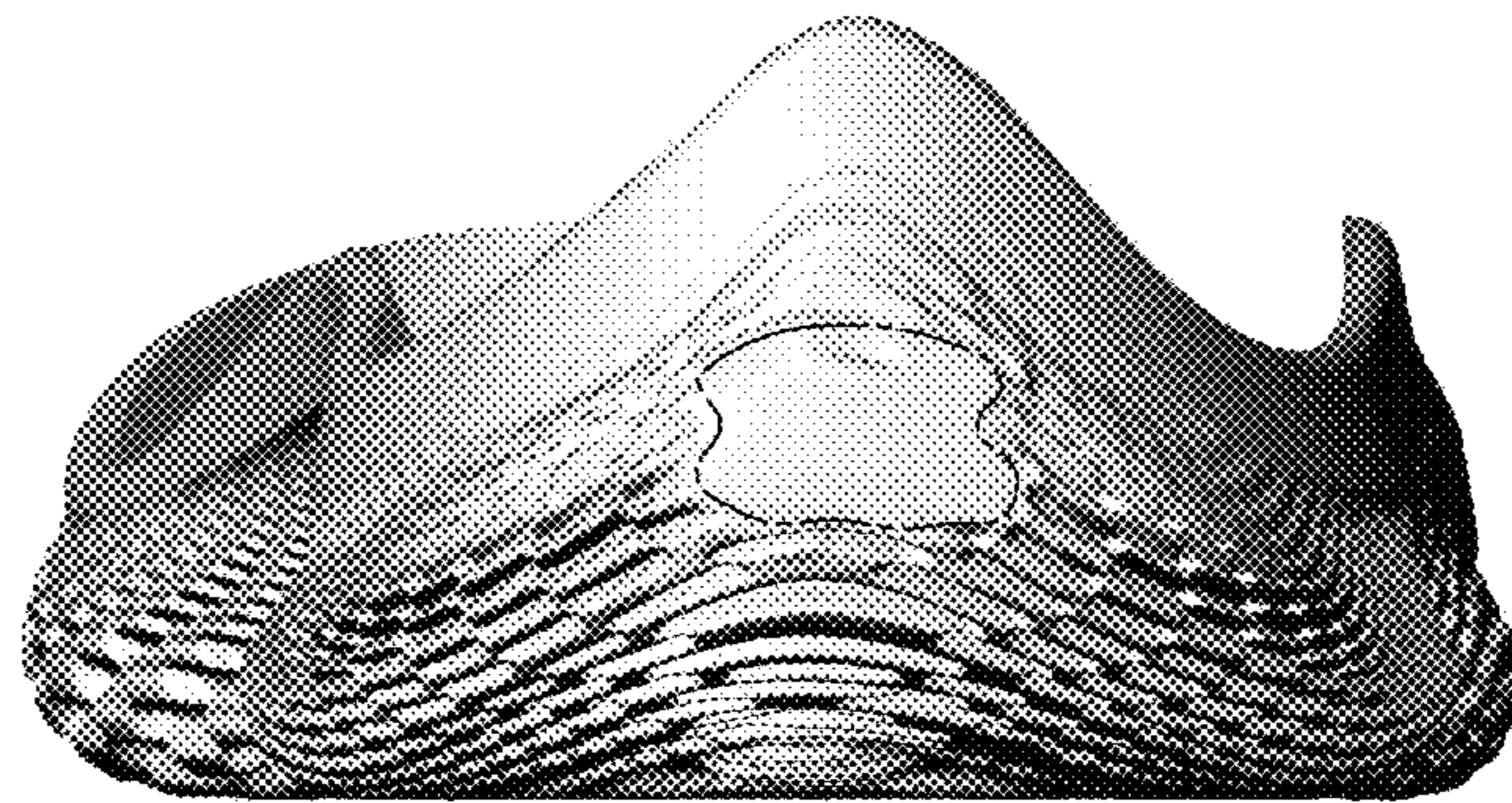


FIG. 8