



US00D959788S

(12) **United States Design Patent** (10) **Patent No.:** **US D959,788 S**
Pena (45) **Date of Patent:** **** *Aug. 9, 2022**

- (54) **POCKET SQUARE**
- (71) Applicant: **Jorge L. Pena**, Jersey City, NJ (US)
- (72) Inventor: **Jorge L. Pena**, Jersey City, NJ (US)
- (*) Notice: This patent is subject to a terminal disclaimer.
- (**) Term: **15 Years**
- (21) Appl. No.: **29/619,652**
- (22) Filed: **Sep. 29, 2017**

Related U.S. Application Data

- (63) Continuation-in-part of application No. 15/720,794, filed on Sep. 29, 2017, now Pat. No. 10,448,677.
- (51) **LOC (13) Cl.** **02-05**
- (52) **U.S. Cl.**
USPC **D2/500**
- (58) **Field of Classification Search**
USPC D2/500, 501, 502, 503, 504, 508;
D3/226, 247, 248, 250, 253, 265;
D11/202, 212, 218
CPC A41B 15/00; A41B 15/02; A45F 1/00
See application file for complete search history.

(56) **References Cited**

U.S. PATENT DOCUMENTS

- 1,665,074 A * 4/1928 Shepard A41B 15/02
2/279
- 2,060,729 A 11/1936 Gilgenbach
- D197,736 S * 3/1964 Tawil D3/265
- D307,516 S * 5/1990 Lesch 224/230
- D308,763 S * 6/1990 Lesch 224/230
- D309,061 S * 7/1990 Lesch 224/230
- 5,253,370 A * 10/1993 Mead A41B 15/02
2/247
- D384,485 S * 10/1997 Kwak D2/502

- 6,412,118 B1 7/2002 Shanklin
- 7,854,021 B2 12/2010 Compton et al.
- D676,218 S * 2/2013 Lee D2/500
- 9,051,681 B1 6/2015 Costa
- D768,953 S * 10/2016 Gambuzza D2/500
- 9,516,903 B1 12/2016 Gambuzza
- D780,401 S * 3/2017 Lee D2/502
- 9,596,889 B1 3/2017 Gambuzza
- D799,785 S * 10/2017 Lee D2/500
- D807,636 S * 1/2018 Chamberlain D3/247
- 10,021,920 B2 * 7/2018 McClellan A41B 15/02
- D837,481 S * 1/2019 Lee D2/500
- 2007/0113323 A1 5/2007 Groves
- 2008/0172772 A1 7/2008 Kim
- 2014/0352034 A1 12/2014 Bhiri
- 2015/0296904 A1 10/2015 Darmetko
- 2016/0120234 A1 5/2016 Cobb
- 2017/0215488 A1 * 8/2017 Chambers A41B 15/02
- 2019/0098939 A1 * 4/2019 Pena A41B 15/02

* cited by examiner

Primary Examiner — Jasmine Mlinarcik

(74) *Attorney, Agent, or Firm* — Law Office of Mark Brown, LLC; Christopher M. DeBacker

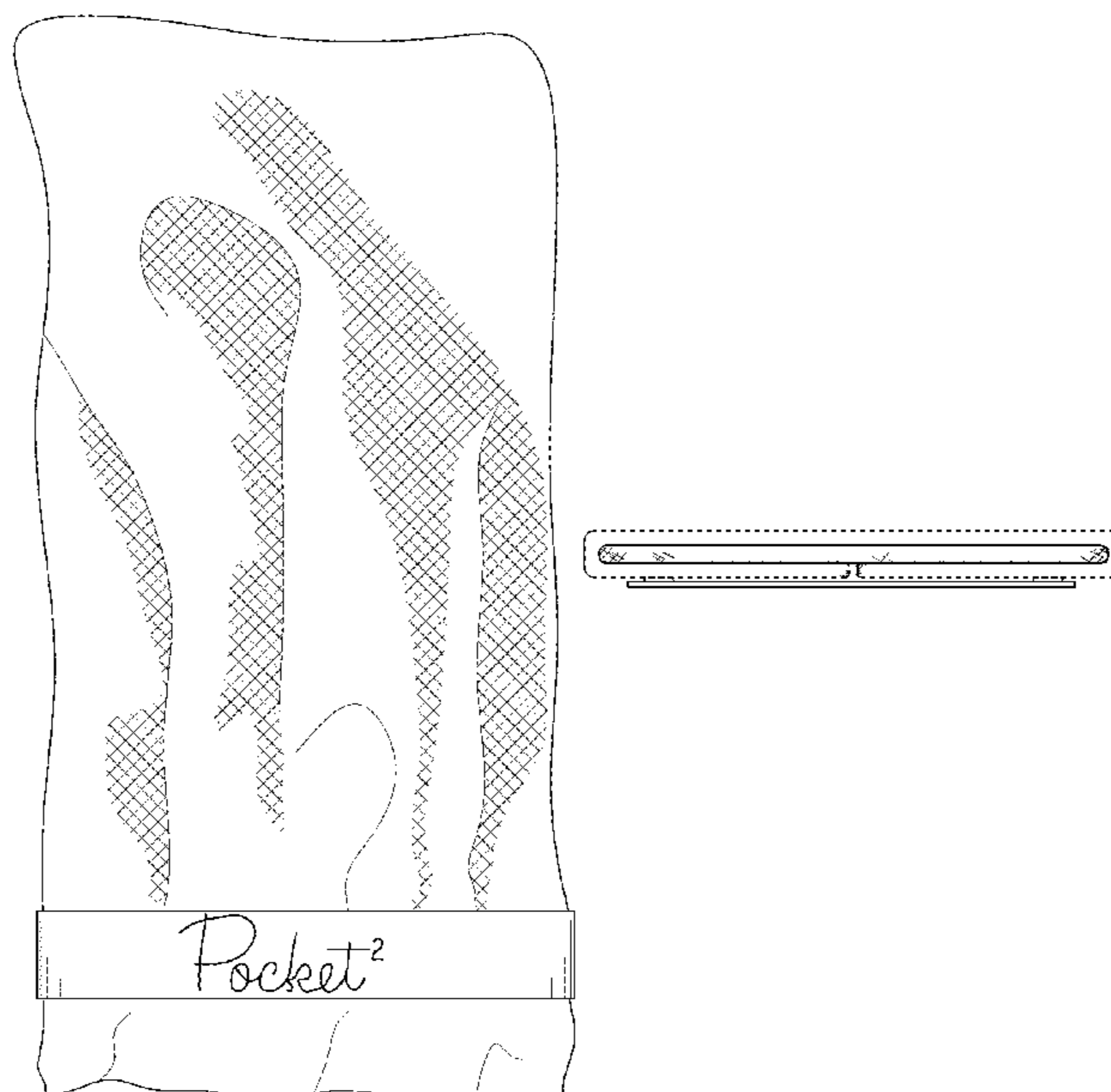
(57) **CLAIM**

The ornamental design for a pocket square, as shown and described.

DESCRIPTION

FIG. 1 is a front elevational view of a pocket square; FIG. 2 is a rear elevational view thereof; FIG. 3 is a right-side elevational view thereof; FIG. 4 is a left-side elevational view thereof; FIG. 5 is a top plan view thereof; and, FIG. 6 is a bottom plan view thereof. The broken lines in FIG. 2 depict features of the pocket square that form no part of the claimed design.

1 Claim, 4 Drawing Sheets



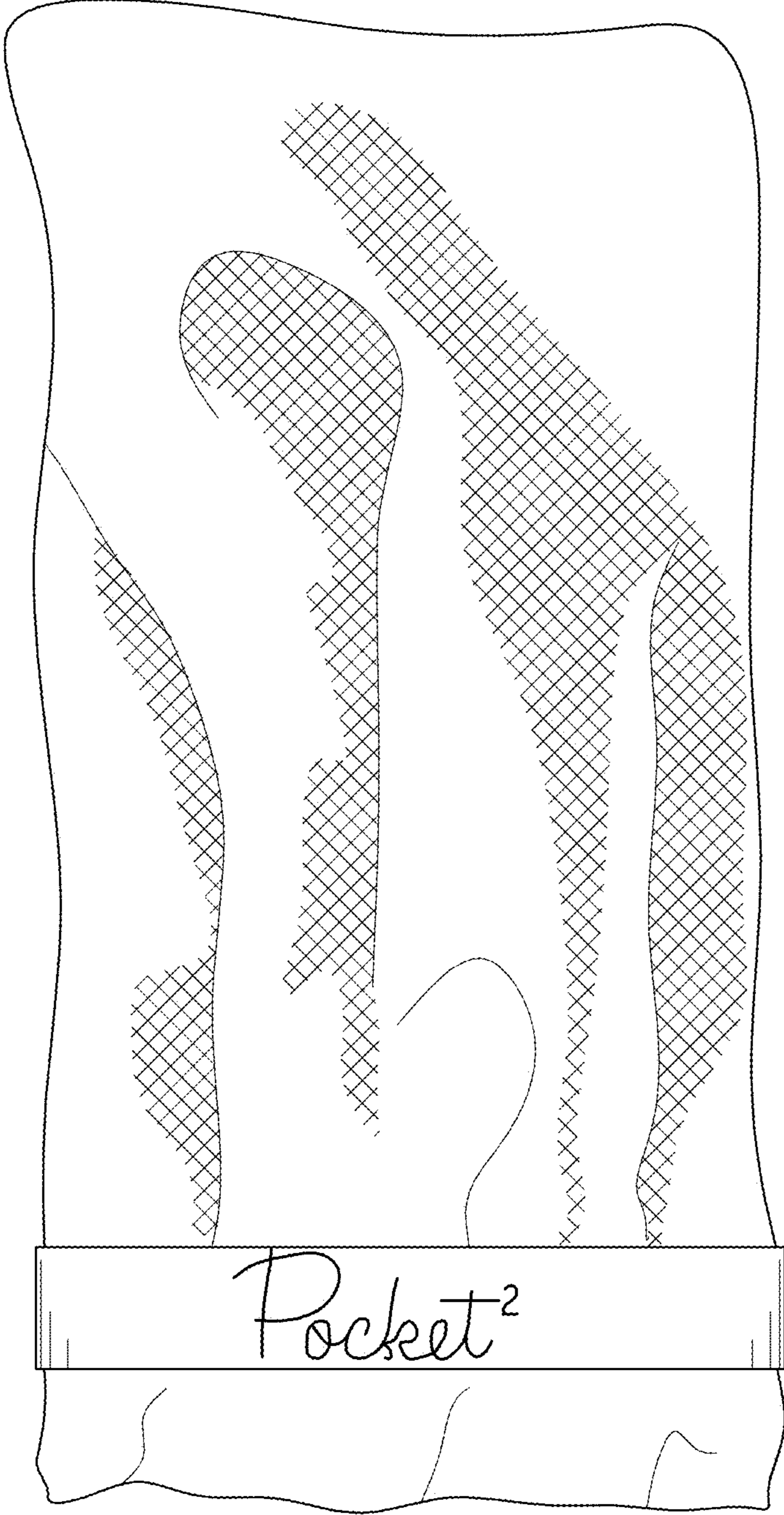


FIG. 1

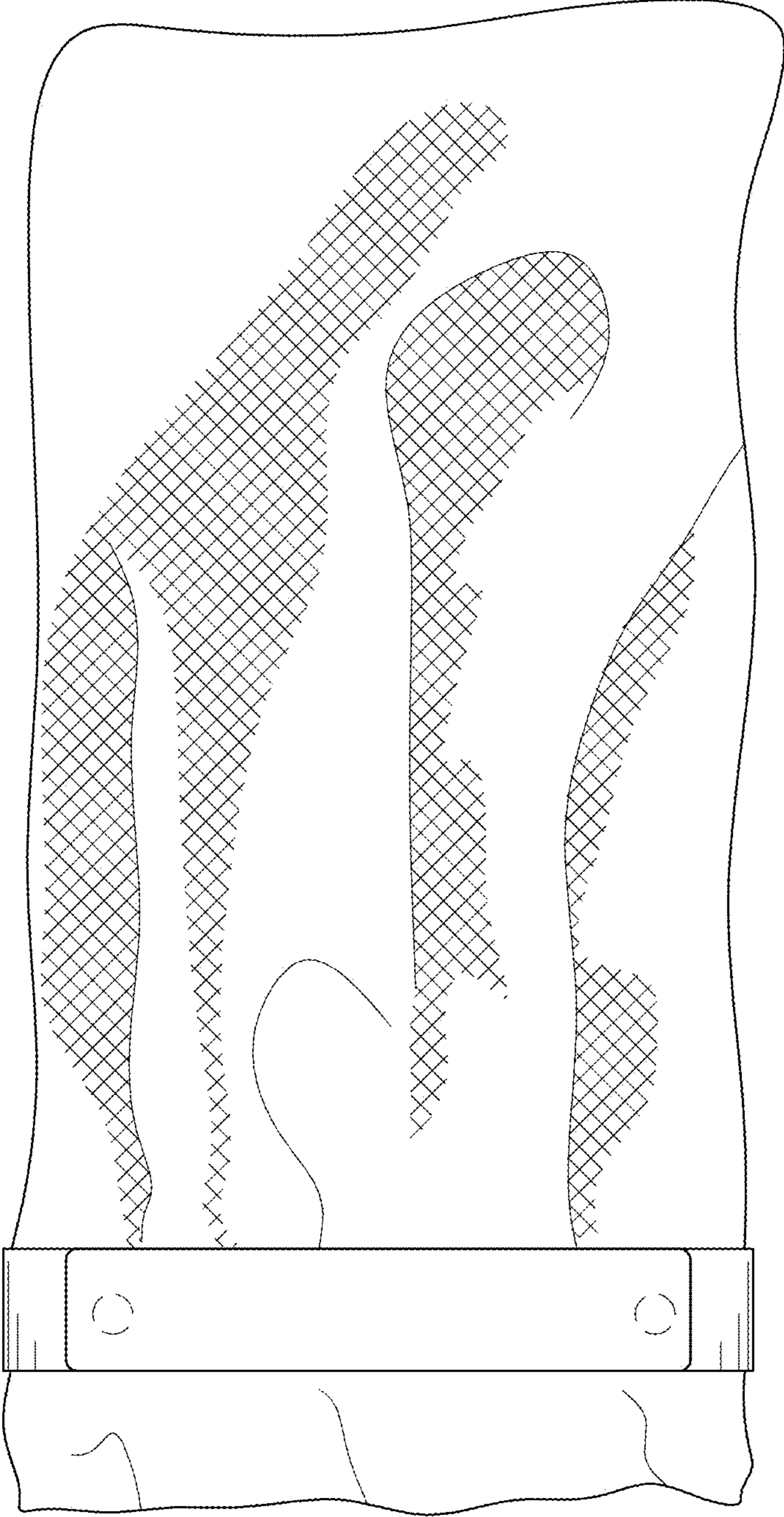


FIG. 2

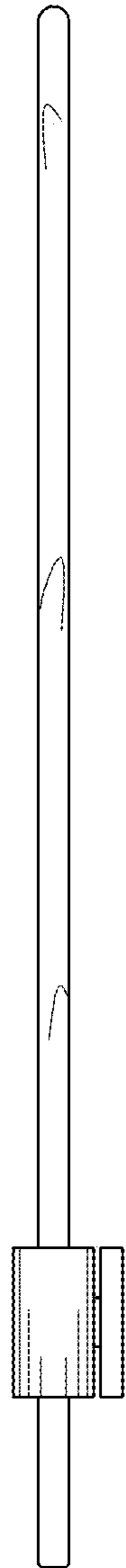


FIG. 3

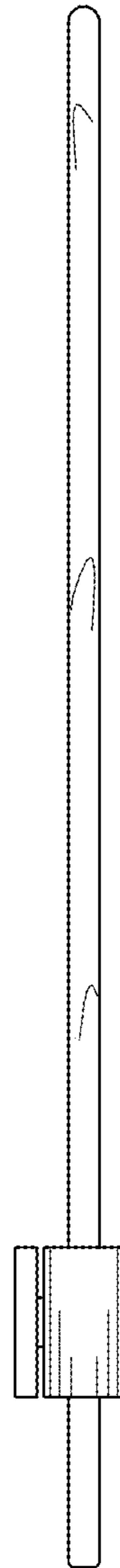


FIG. 4

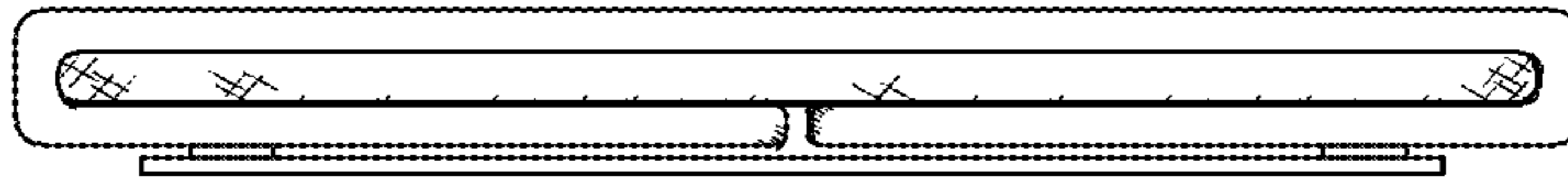


FIG. 5



FIG. 6