



US00D959772S

(12) **United States Design Patent** (10) **Patent No.:** **US D959,772 S**
Cran (45) **Date of Patent:** **** Aug. 2, 2022**

(54) **LAUNDRY BALL**
(71) Applicant: **MAKE GREAT SALES LIMITED,**
Wan Chai (HK)
(72) Inventor: **Bruce Peter Cran,** Ho Chi Minh (VN)
(73) Assignee: **Make Great Sales Limited,** Hong
Kong (HK)
(**) Term: **15 Years**

6,237,788 B1 5/2001 Shuen
D574,234 S 8/2008 Lobo
7,481,727 B2* 1/2009 Chia A63B 43/00
473/577
D621,494 S 8/2010 Li
D630,912 S 1/2011 Wong
D650,056 S 12/2011 Li
D663,399 S 7/2012 Browder
D663,405 S 7/2012 Browder
D685,073 S 6/2013 Gordon et al.
D696,763 S 12/2013 Li
D727,742 S 4/2015 Jacobs et al.
(Continued)

(21) Appl. No.: **29/733,714**
(22) Filed: **May 6, 2020**
(51) **LOC (13) Cl.** **15-05**
(52) **U.S. Cl.**
USPC **D32/29.1**
(58) **Field of Classification Search**
USPC D6/334; D9/519, 503; D24/215, 211;
D32/29.1; D21/680, 713; D22/122;
D23/366
CPC F42C 14/02; F42C 15/40; F42B 12/36;
F42B 27/00; F42B 4/26; F42B 12/60;
F42B 33/04; F42B 12/24; F42B 8/26;
F42B 33/025; C21D 1/06; A62C 3/0271;
A62C 31/05; A63B 43/00; A63B 39/00;
A63H 37/00; A63H 33/30; A44C 15/002;
C11B 9/00; A63F 9/00
See application file for complete search history.

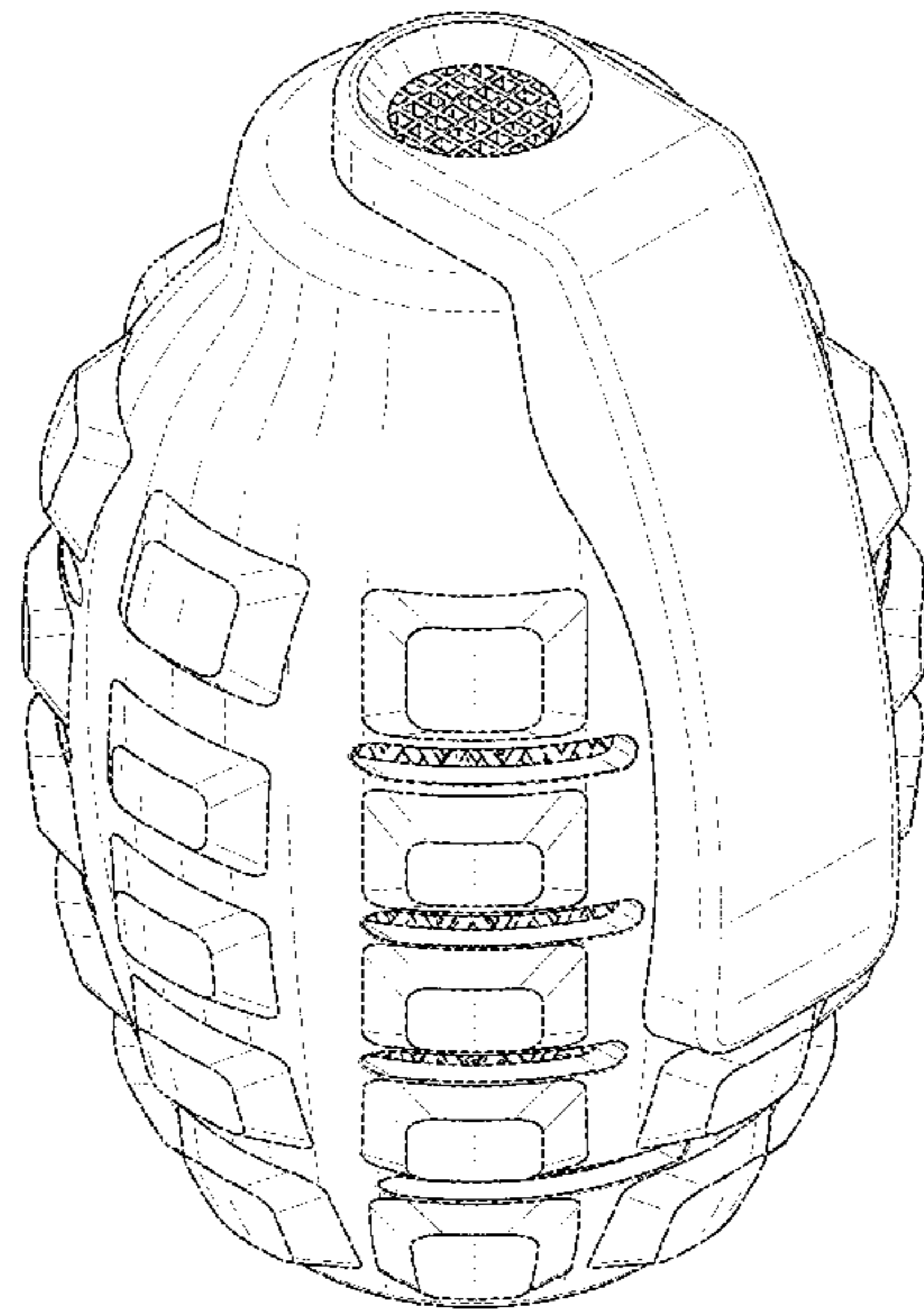
(56) **References Cited**
U.S. PATENT DOCUMENTS
5,240,450 A * 8/1993 Graham A63H 33/30
434/11
D341,321 S * 11/1993 De Silva D9/519
5,931,351 A 8/1999 Renualt et al.
5,975,983 A * 11/1999 Panec A63H 37/00
141/114
D419,437 S 1/2000 Straeten
D423,360 S 4/2000 Hirato et al.

OTHER PUBLICATIONS
Grenade Masher <https://inc500conference.com/laundry-masher-reviews/> (Year: 2021).*
(Continued)
Primary Examiner — Michelle E. Wilson
Assistant Examiner — Richard E Yenchesky
(74) *Attorney, Agent, or Firm* — Onello & Mello, LLP

(57) **CLAIM**
The ornamental design for a laundry ball, as shown and described.

DESCRIPTION
FIG. 1 is an isometric view of a laundry ball, in accordance with the design;
FIG. 2 is a right-side view of the laundry ball of FIG. 1;
FIG. 3 is a left-side view of the laundry ball of FIG. 1;
FIG. 4 is a front view of the laundry ball of FIG. 1;
FIG. 5 is a rear of the laundry ball of FIG. 1;
FIG. 6 is a top view of the laundry ball of FIG. 1; and,
FIG. 7 is a bottom view of the laundry ball of FIG. 1.
In the drawings, broken line areas illustrate environmental subject matter or boundaries that form no part of the claimed design.

1 Claim, 7 Drawing Sheets



(56)

References Cited

U.S. PATENT DOCUMENTS

D739,764 S 9/2015 Blair et al.
 D752,731 S 3/2016 Ansley et al.
 D787,842 S * 5/2017 Lenton D6/334
 9,738,947 B1 * 8/2017 Deshpande C21D 1/06
 D829,562 S 10/2018 Von Drachenberg
 D848,096 S 5/2019 Loebach
 D850,016 S 5/2019 Bolter et al.
 D871,603 S * 12/2019 Spratt D24/215
 10,531,720 B2 1/2020 Martines et al.
 D881,481 S 4/2020 Baker
 D887,522 S 6/2020 Swietoslawski
 D887,523 S 6/2020 Swietoslawski
 D888,186 S 6/2020 Swietoslawski
 D901,106 S 11/2020 Zhao et al.
 D904,553 S 12/2020 Swietoslawski
 2011/0232466 A1 * 9/2011 Stratum F42B 33/025
 86/1.1
 2011/0306446 A1 * 12/2011 Frank F42B 12/40
 473/577
 2013/0255525 A1 * 10/2013 Silva F42B 12/40
 102/498
 2015/0198428 A1 * 7/2015 Tippmann, Jr. F42B 8/26
 102/368

2015/0292848 A1 * 10/2015 Wigg F42C 15/40
 102/487
 2016/0047641 A1 * 2/2016 Moan F42B 33/04
 102/487
 2016/0273898 A1 * 9/2016 Kravel F42B 12/24
 2016/0367846 A1 * 12/2016 Haines A62C 31/05
 2017/0007865 A1 * 1/2017 Dor-El A62C 3/0271
 2017/0367460 A1 12/2017 Martines et al.
 2018/0259308 A1 * 9/2018 Salmon F42C 14/02
 2018/0306561 A1 * 10/2018 Fernandez De Castro
 F42B 12/60
 2020/0056869 A1 * 2/2020 Habel F42B 4/26
 2020/0149851 A1 * 5/2020 Wustlich F42B 27/00
 2020/0309493 A1 * 10/2020 Wustlich F42B 12/36
 2021/0018306 A1 * 1/2021 Helge F42C 14/02

OTHER PUBLICATIONS

Laundry Masher <https://www.getlaundrymasher.com/products/laundry-masher-grenade.html> (Year: 2021).
 “Laundry Masher Reviews, Save Money Today With This”, accessed on the Internet: <https://mepinetwork.org/laundry-masher-reviews/> (Year: 2021).

* cited by examiner

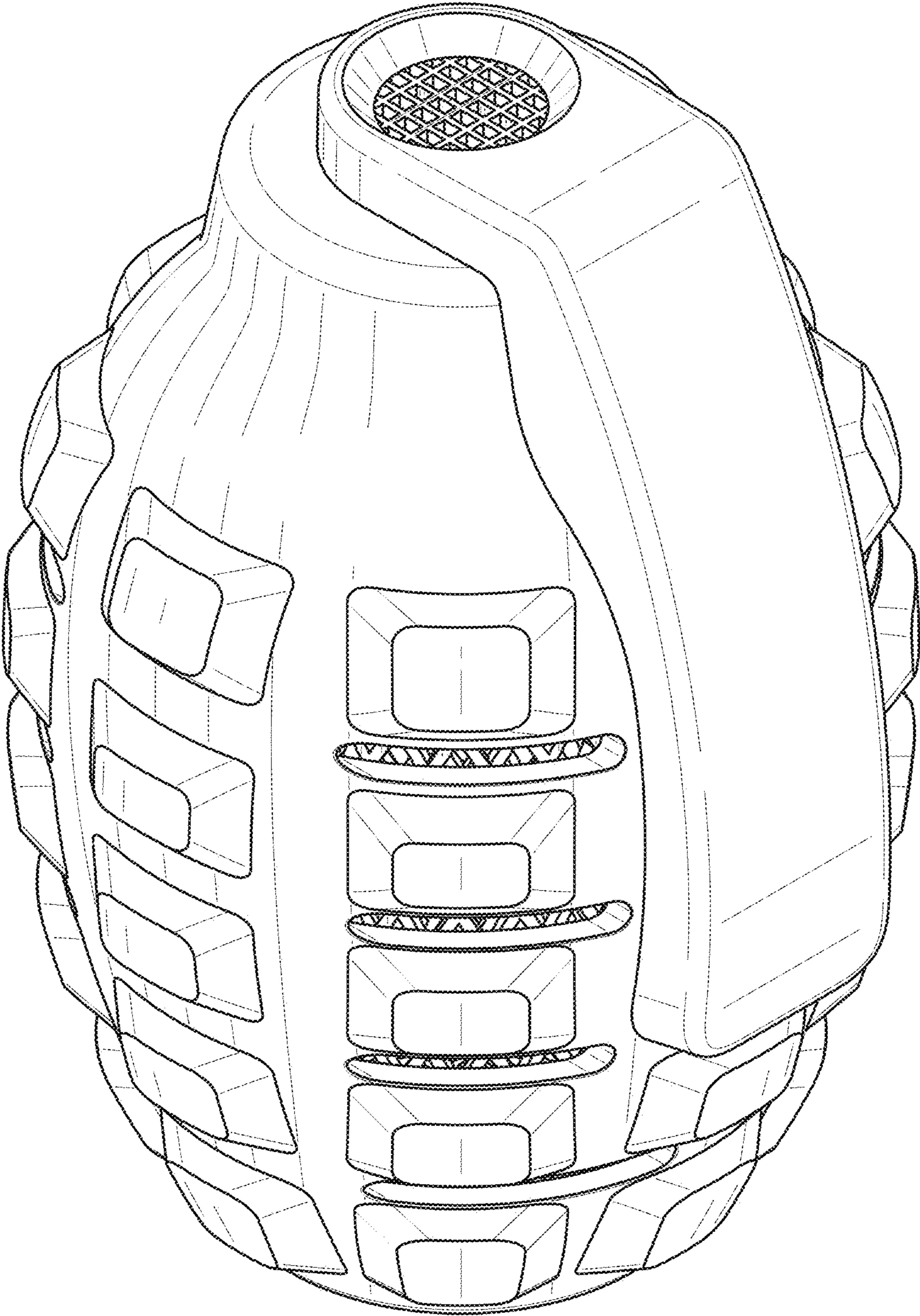


FIG. 1

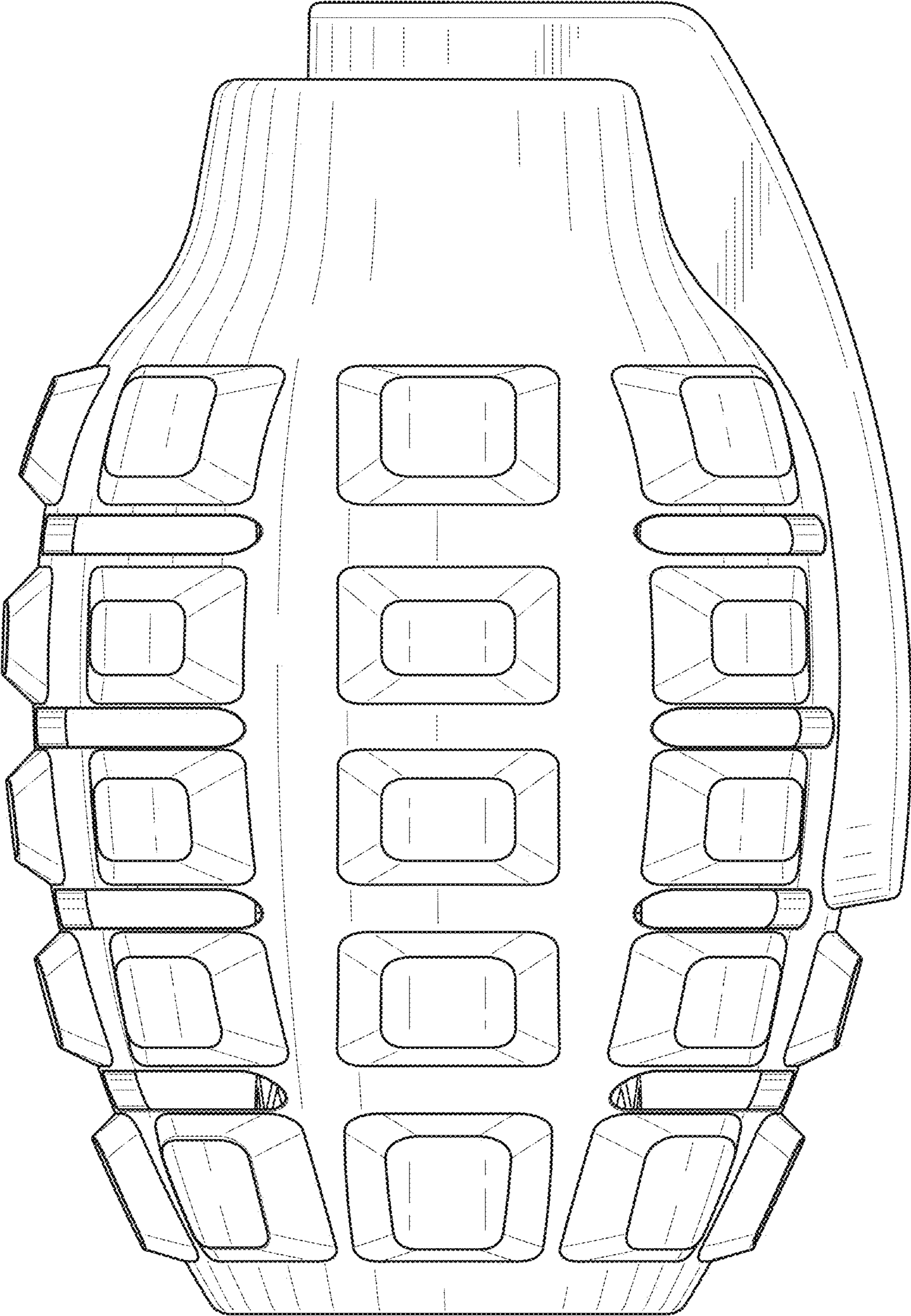


FIG. 2

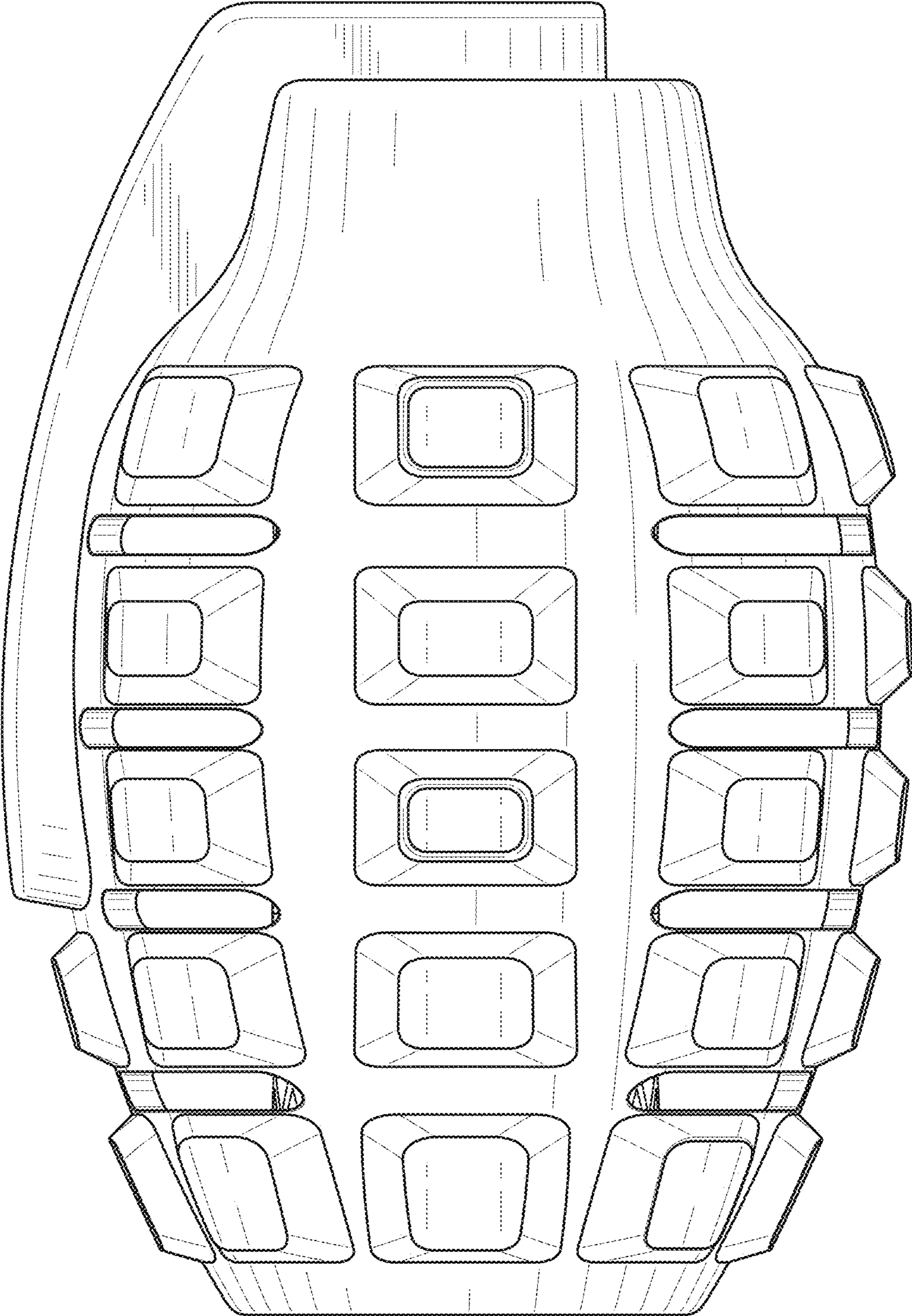


FIG. 3

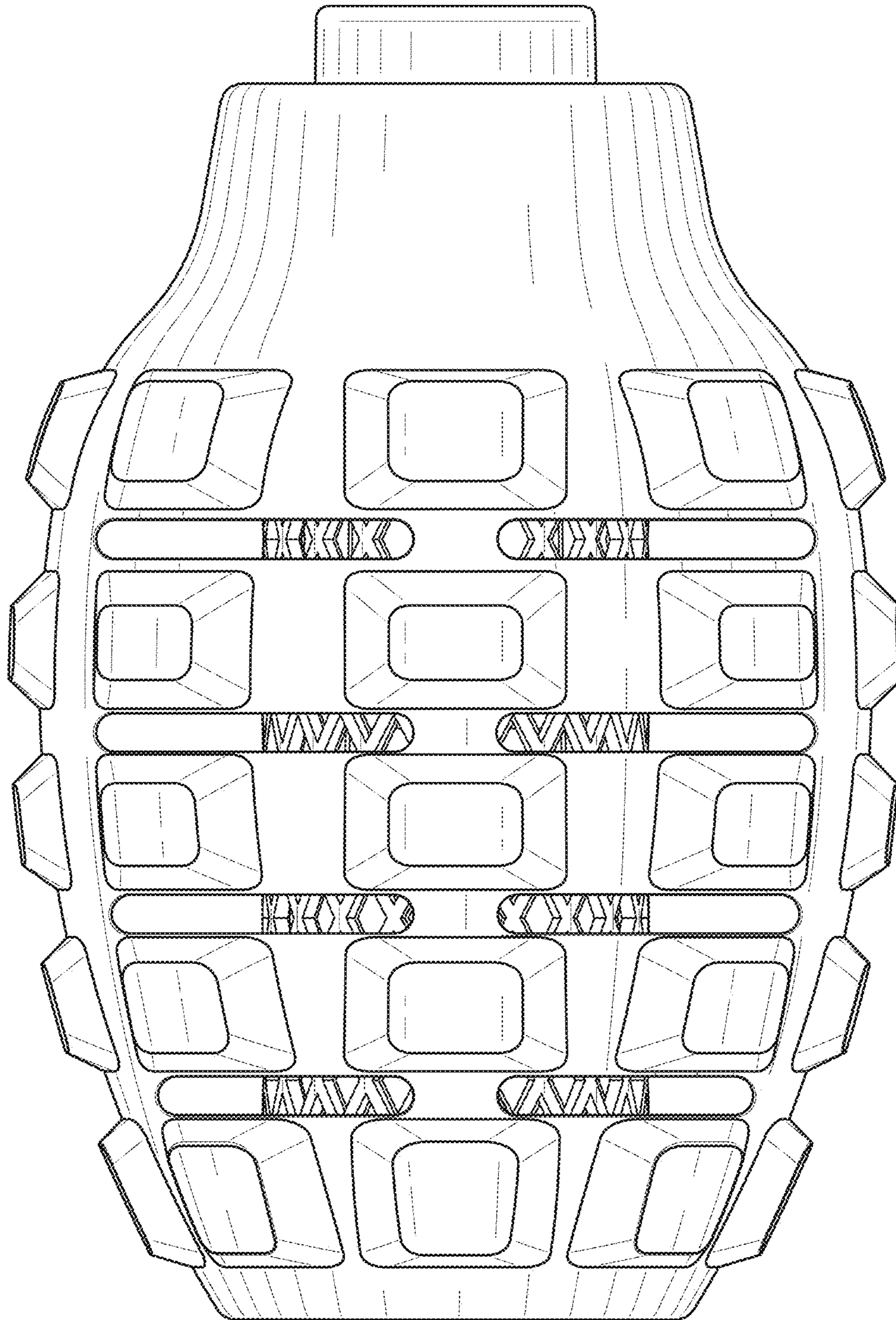


FIG. 4

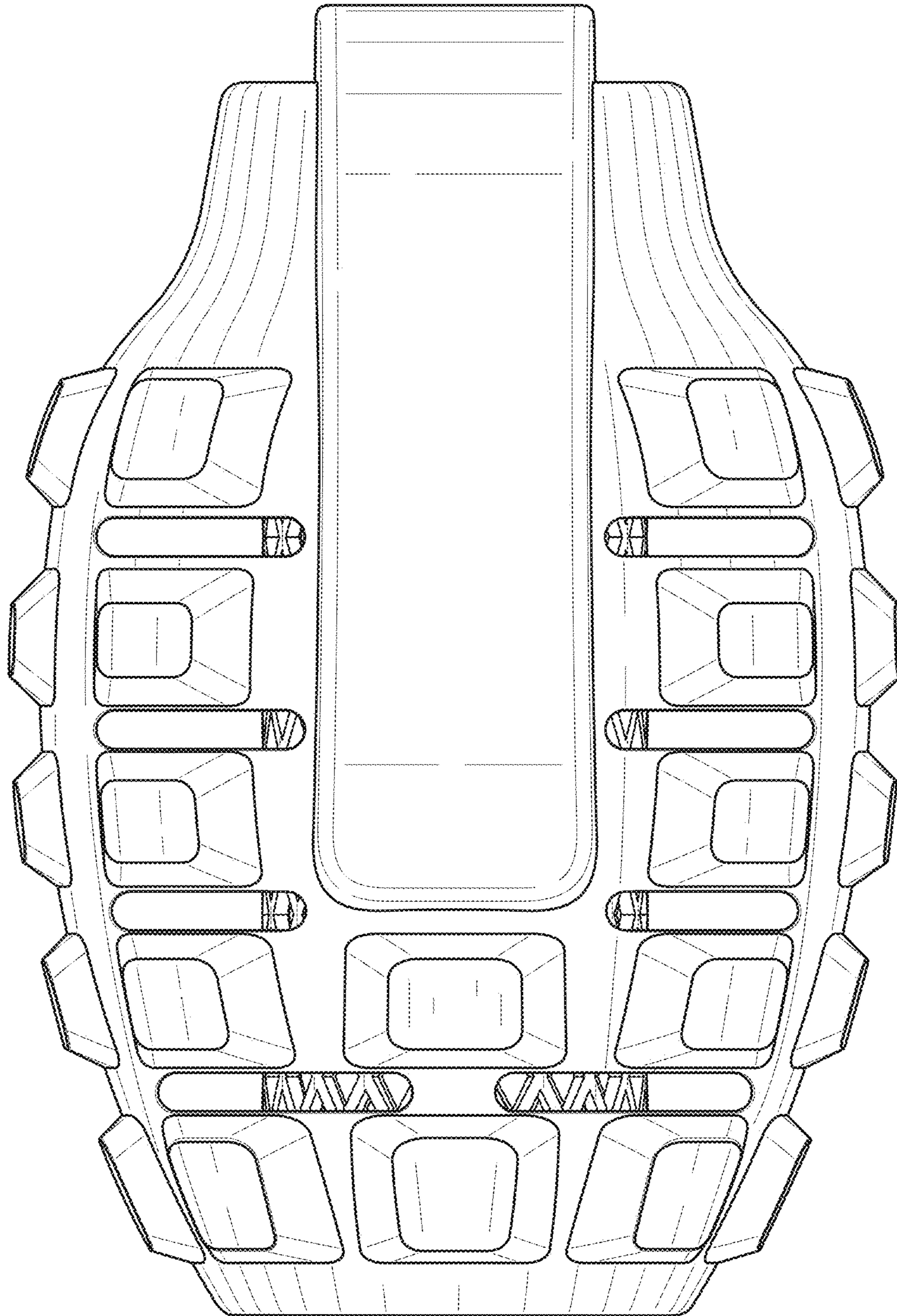


FIG. 5

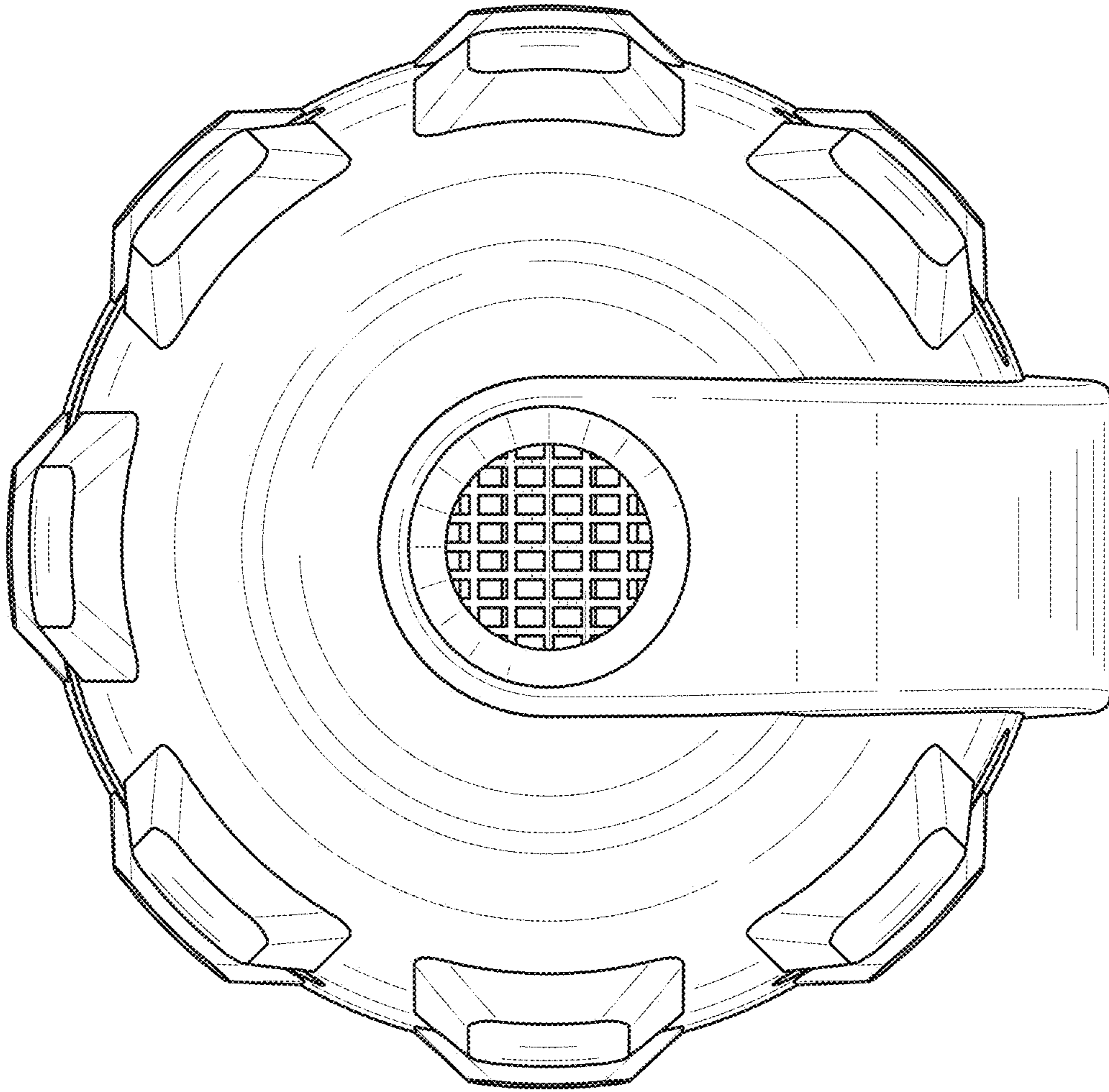


FIG. 6

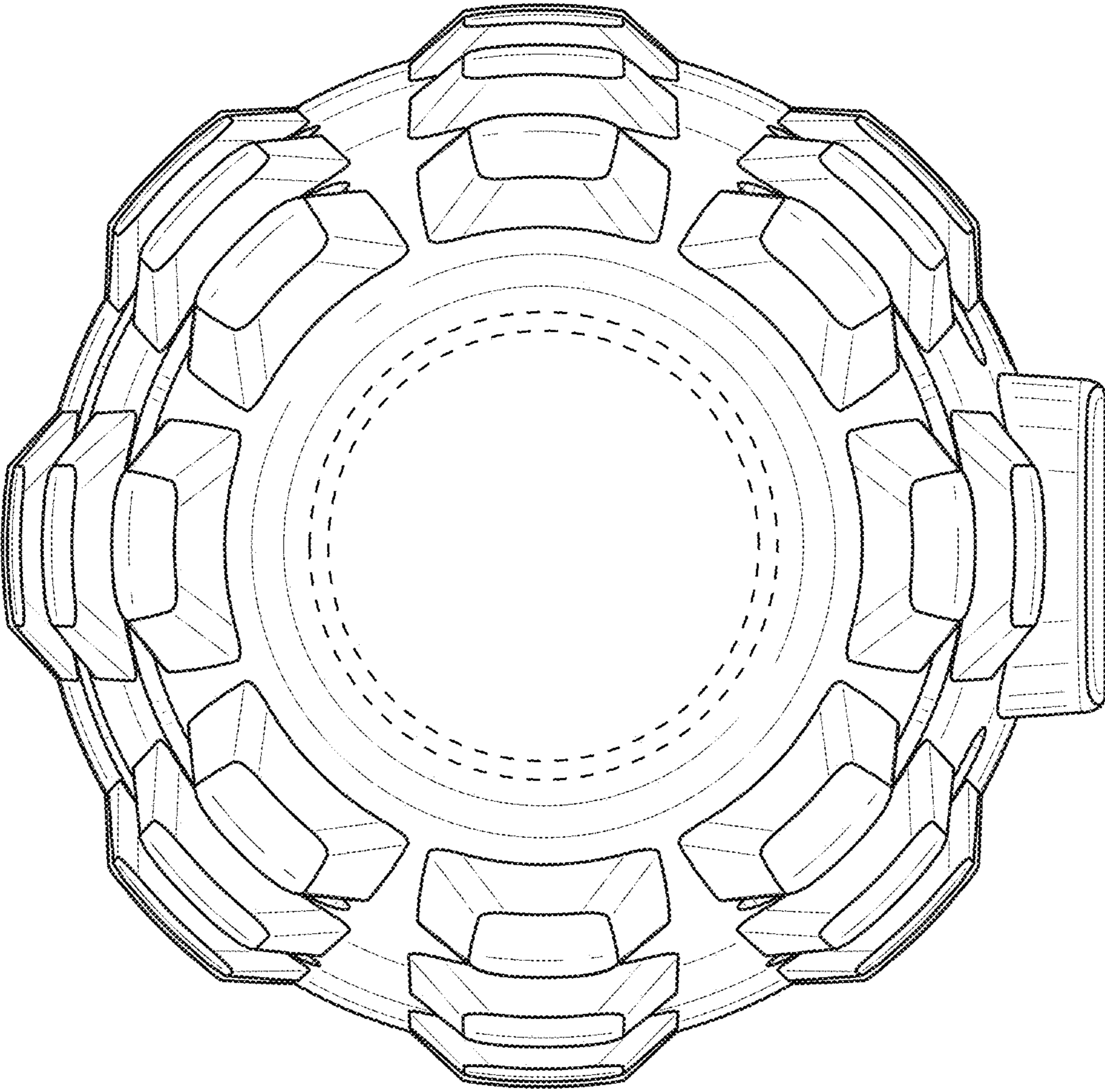


FIG. 7