

US00D959769S

(12) **United States Design Patent** (10) **Patent No.:** **US D959,769 S**  
**Lee et al.** (45) **Date of Patent:** **\*\* Aug. 2, 2022**

(54) **ELECTRONIC WASHING AND DRYING MACHINE FOR LAUNDRY PURPOSE**

(71) Applicant: **LG ELECTRONICS INC., Seoul (KR)**

(72) Inventors: **Junghwan Lee, Seoul (KR); Sojin Park, Seoul (KR); Eunyoung Chee, Seoul (KR); Nerry Son, Seoul (KR); Hyewon Kim, Seoul (KR)**

(73) Assignee: **LG ELECTRONICS INC., Seoul (KR)**

(\*\*) Term: **15 Years**

(21) Appl. No.: **29/747,604**

(22) Filed: **Aug. 24, 2020**

(30) **Foreign Application Priority Data**

Feb. 25, 2020 (KR) ..... 30-2020-0008337

(51) **LOC (13) Cl.** ..... **15-05**

(52) **U.S. Cl.**  
USPC ..... **D32/5**

(58) **Field of Classification Search**  
USPC ..... D21/526; D32/5, 6, 8, 11, 25, 1  
CPC ..... D06F 25/00; D06F 95/00; D06F 39/125;  
D06F 23/02; D06F 58/02; D06F 29/005;  
D06F 58/26; D06F 39/12; D06F 39/083  
See application file for complete search history.

(56) **References Cited**

**U.S. PATENT DOCUMENTS**

D298,873 S \* 12/1988 Erickson ..... D32/5  
D374,521 S \* 10/1996 Jackovin ..... D32/5  
6,671,978 B1 \* 1/2004 McGowan ..... D06F 29/00  
34/527  
D517,254 S \* 3/2006 Geyer ..... D32/5  
D640,020 S \* 6/2011 Helot ..... D32/5

D739,095 S \* 9/2015 Shu ..... D32/6  
D776,374 S \* 1/2017 Lee ..... D32/11  
D780,386 S \* 2/2017 Lee ..... D32/6  
D781,004 S \* 3/2017 Lee ..... D32/6  
D851,844 S \* 6/2019 Kong ..... D32/5  
D853,062 S \* 7/2019 Yoo ..... D32/25  
2007/0169519 A1 \* 7/2007 Hershey ..... D06F 95/00  
68/3 R  
2021/0148030 A1 \* 5/2021 Lv ..... D06F 37/30  
2021/0254265 A1 \* 8/2021 Cho ..... D06F 29/005  
2021/0277559 A1 \* 9/2021 Kwon ..... D06F 58/26  
2021/0277567 A1 \* 9/2021 Jung ..... D06F 34/34  
2021/0277568 A1 \* 9/2021 Jung ..... D06F 58/02

(Continued)

*Primary Examiner* — Michelle E. Wilson

*Assistant Examiner* — Richard E Yenchesky

(74) *Attorney, Agent, or Firm* — Birch, Stewart, Kolasch & Birch, LLP

(57) **CLAIM**

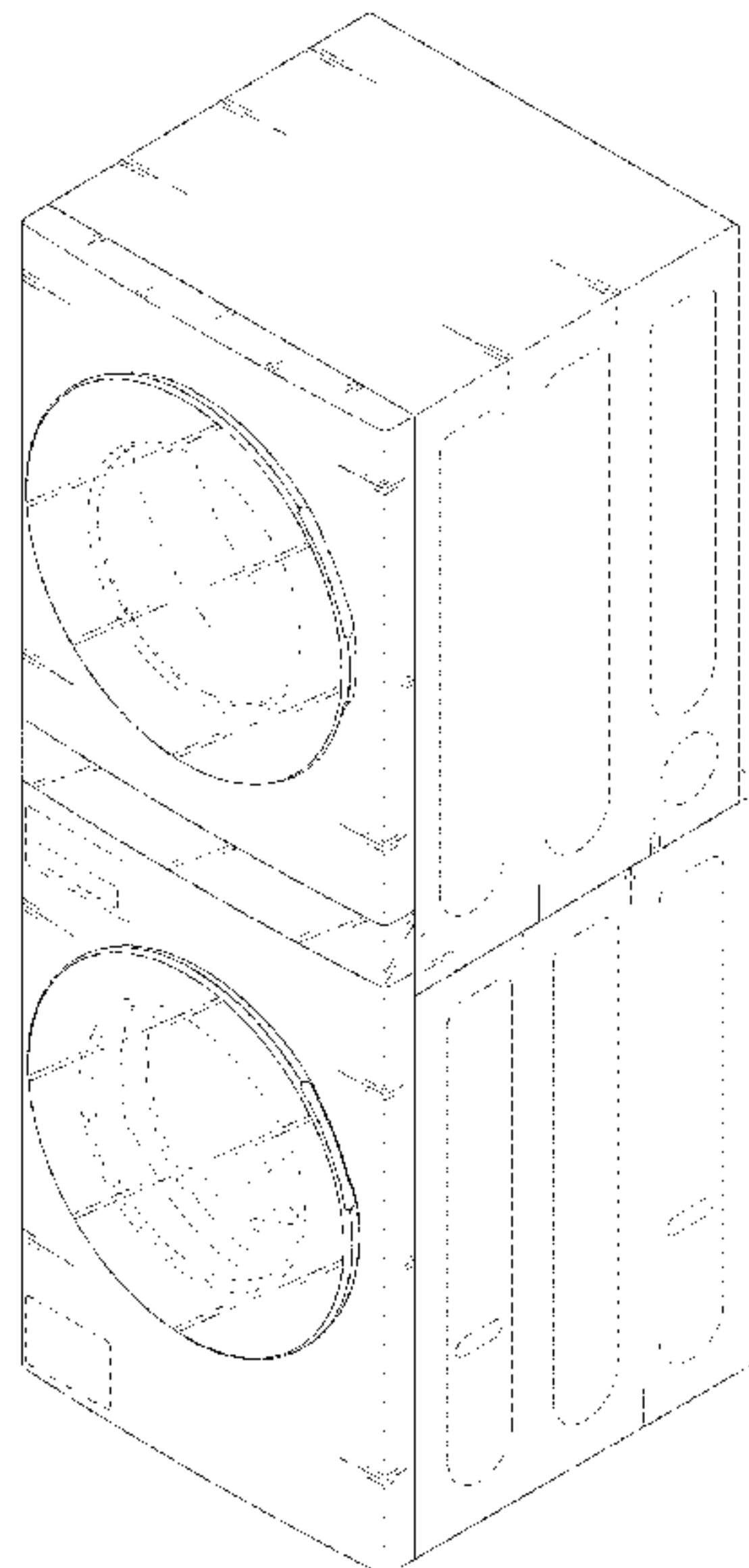
The ornamental design for an electronic washing and drying machine for laundry purpose, as shown and described.

**DESCRIPTION**

FIG. 1 is a front perspective view of the electronic washing and drying machine for laundry purpose showing our new design;  
FIG. 2 is a front view thereof;  
FIG. 3 is a back view thereof;  
FIG. 4 is a left side view thereof;  
FIG. 5 is a right side view thereof;  
FIG. 6 is a top plan view thereof;  
FIG. 7 is a bottom plan view thereof;  
FIG. 8 is a back perspective view thereof; and,  
FIG. 9 is a perspective view, with the control panel shown in use.

The broken lines depict portions of the electronic washing and drying machine for laundry purpose that form no part of the claimed design.

**1 Claim, 9 Drawing Sheets**



(56)

**References Cited**

U.S. PATENT DOCUMENTS

2021/0277580 A1\* 9/2021 Jung ..... D06F 23/02  
2021/0277581 A1\* 9/2021 Cho ..... D06F 39/125

\* cited by examiner

FIG. 1

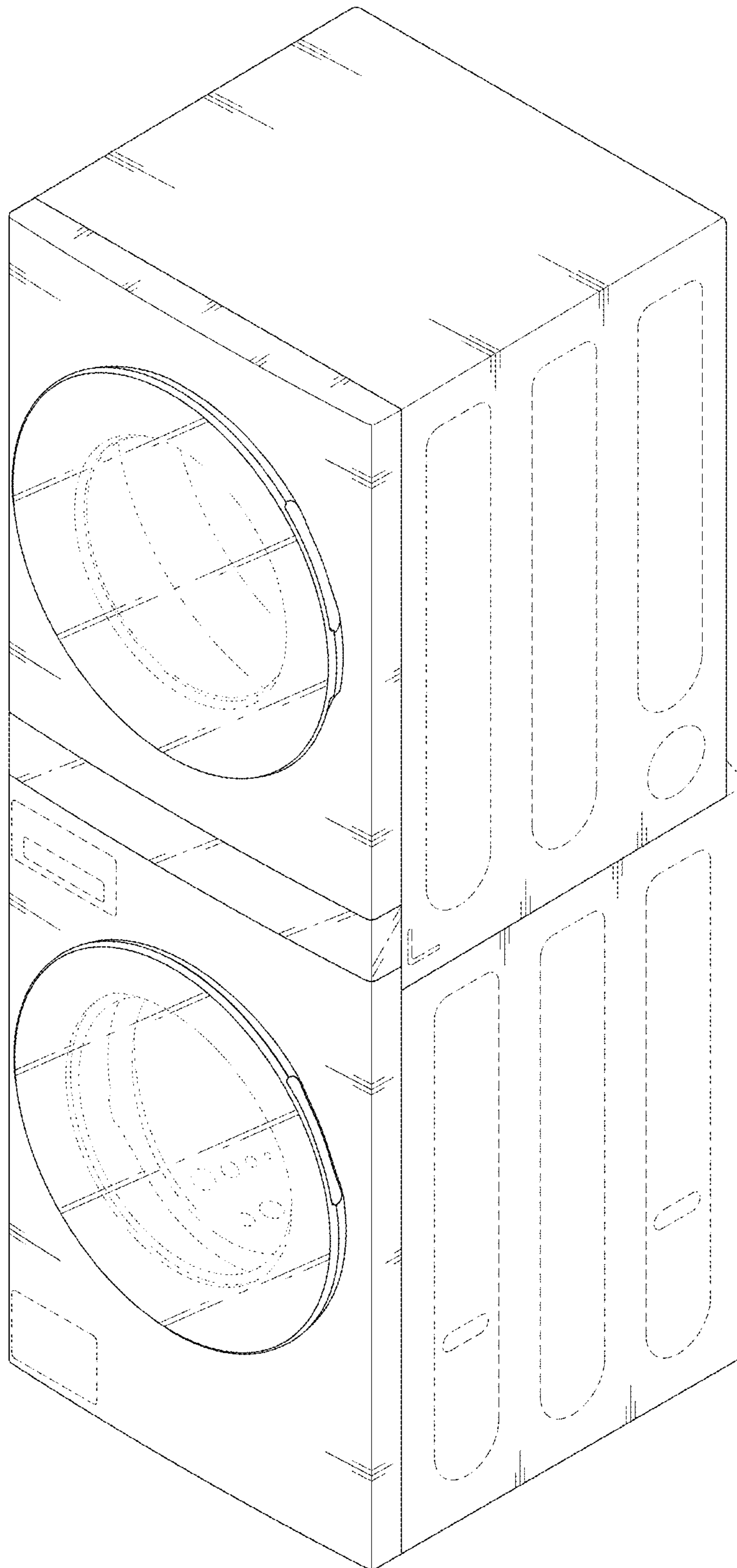


FIG. 2

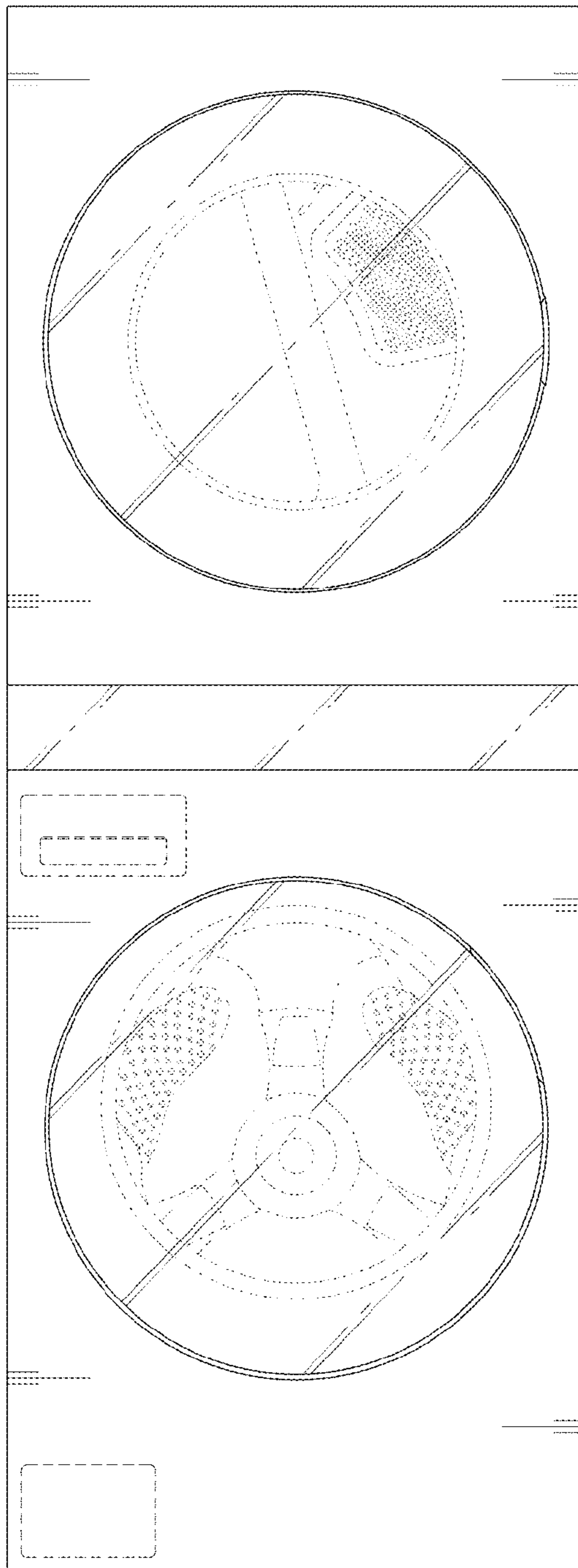


FIG. 3

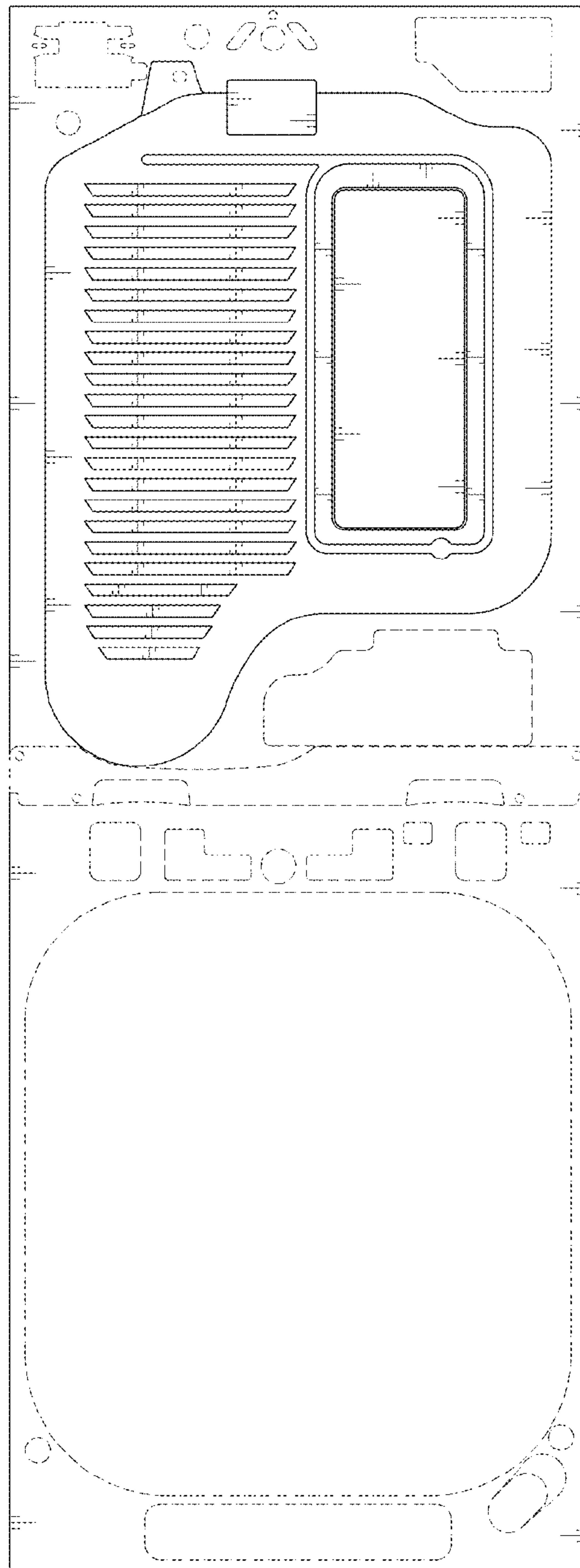


FIG. 4

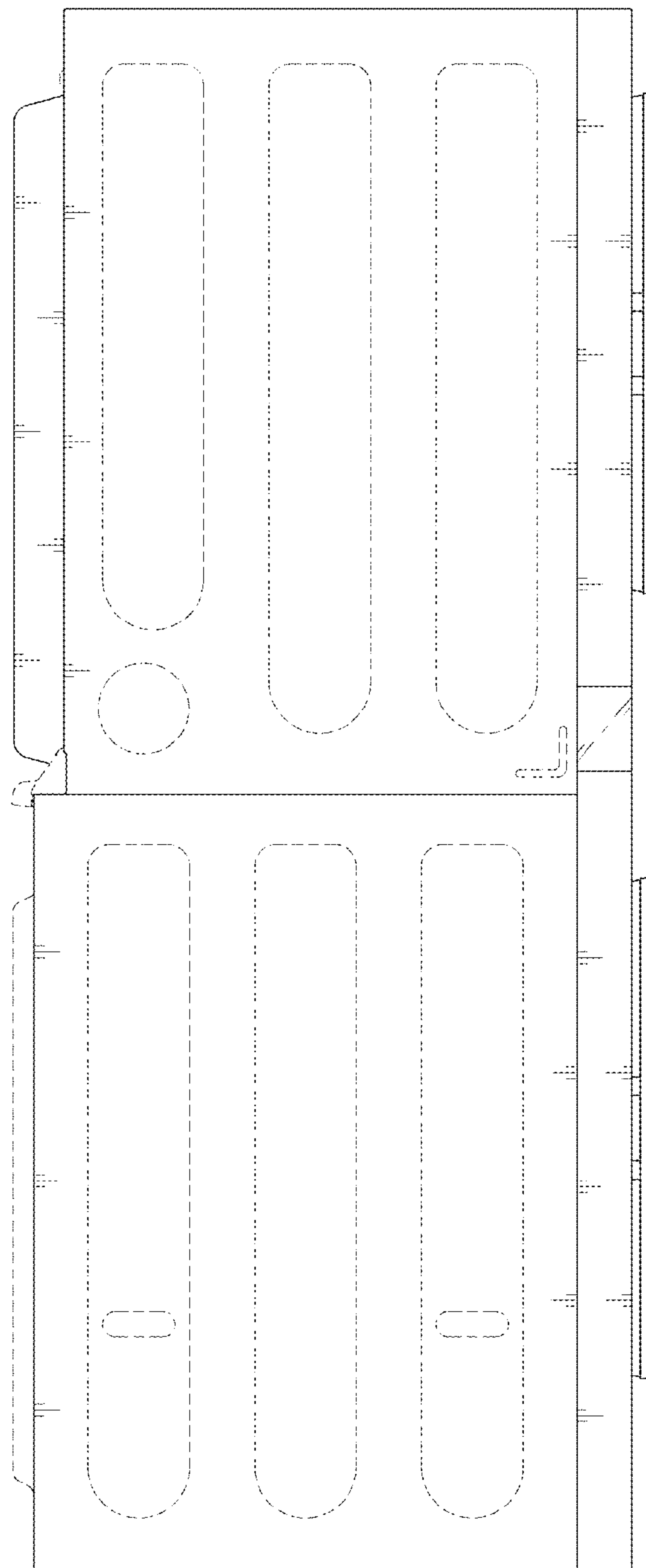




FIG. 5

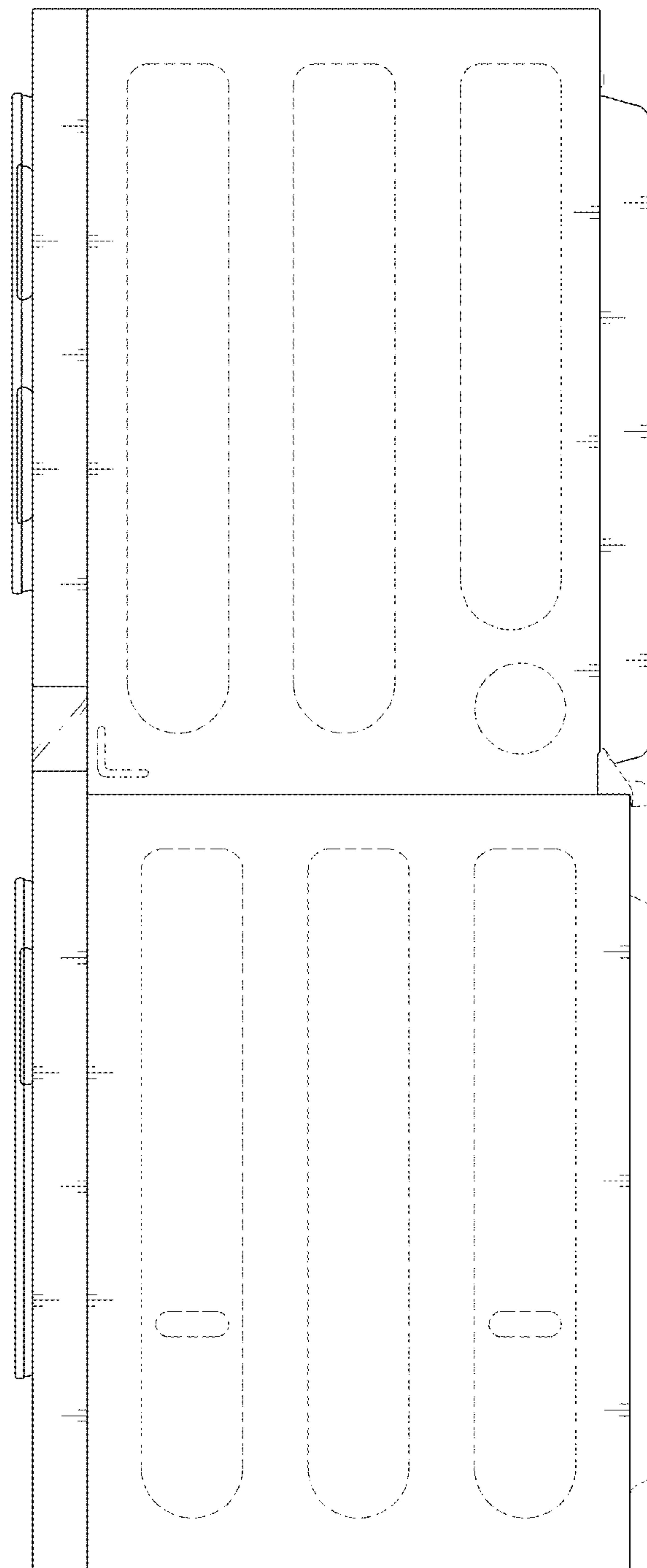


FIG. 6

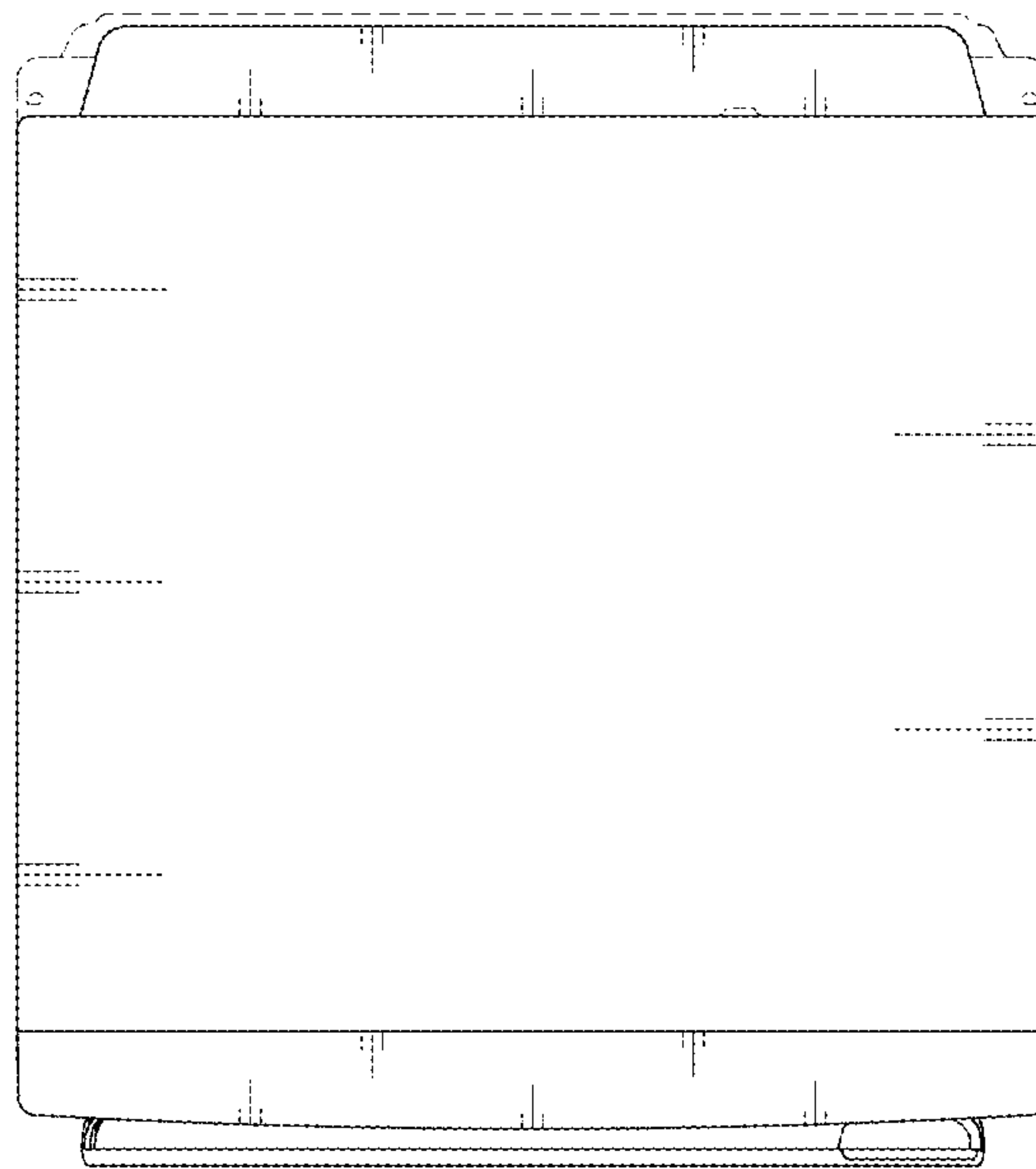




FIG. 7

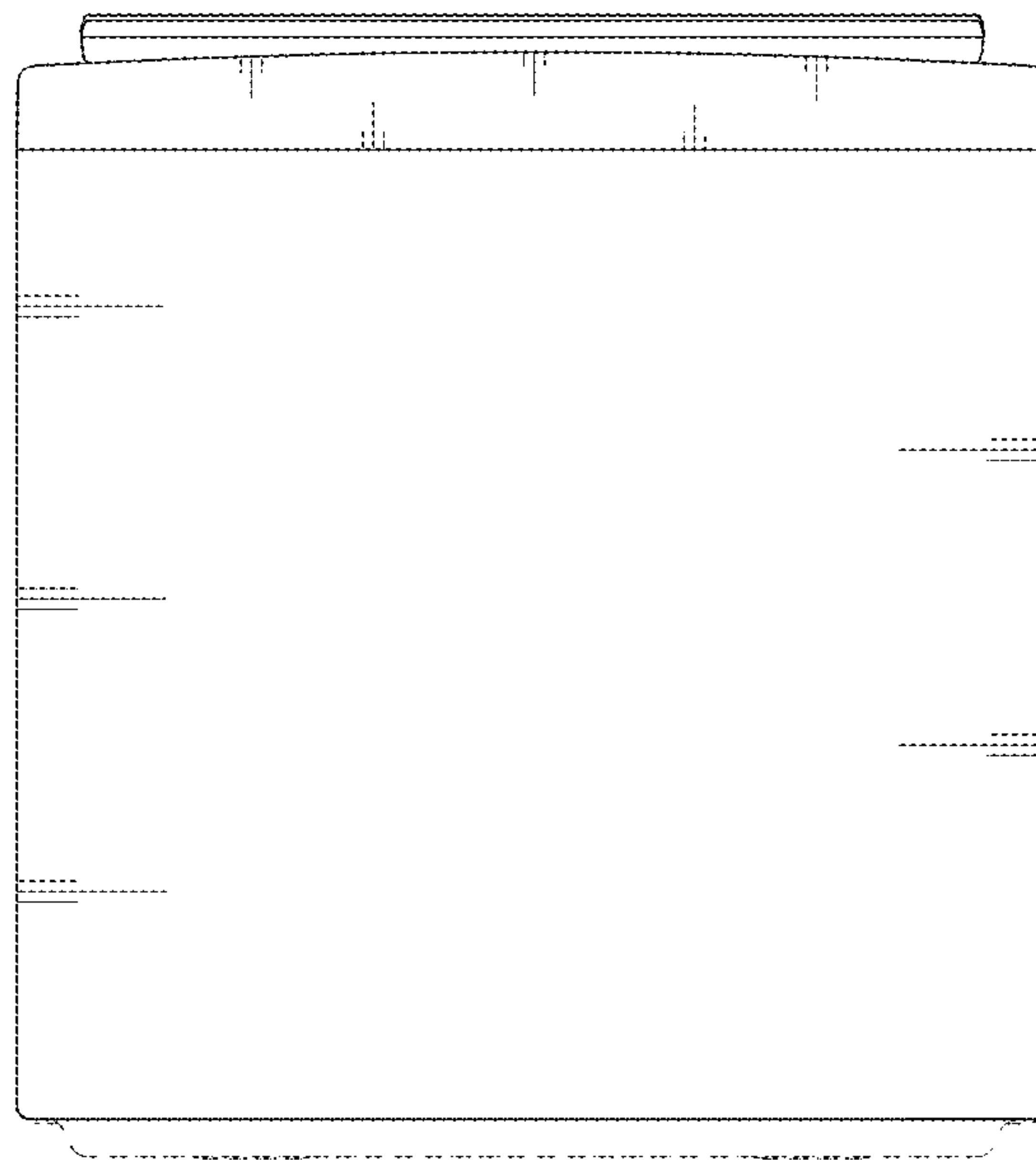


FIG. 8

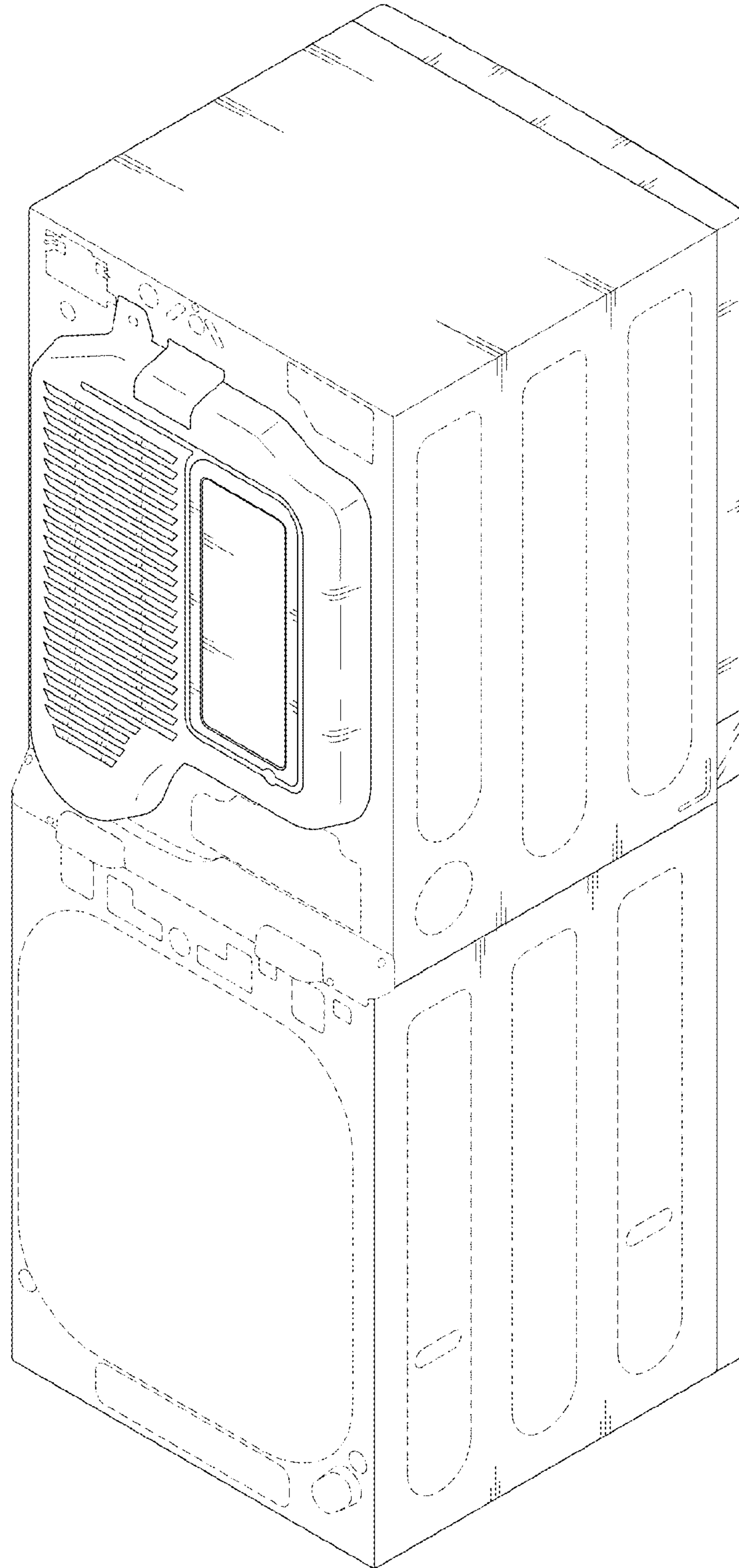


FIG. 9

