

US00D959744S

(12) **United States Design Patent** (10) **Patent No.:** **US D959,744 S**  
**Holzmann et al.** (45) **Date of Patent:** **\*\* Aug. 2, 2022**

(54) **HAND DRYER**  
(71) Applicant: **Bradley Corporation**, Menomonee Falls, WI (US)  
(72) Inventors: **Simon Holzmann**, Zorneding (DE); **Stefan Hillenmayer**, Munich (DE); **Ning Zhou**, Munich (DE); **Maximilian Schneider**, Münche (DE); **Laura Beth Stang**, Mukwonago, WI (US); **Vincenz Marschall**, Munich (DE)  
(73) Assignee: **Bradley Corporation**, Menomonee Falls, WI (US)

D624,340 S 9/2010 Benedetti  
D634,142 S 3/2011 Meyerhoffer  
D634,953 S 3/2011 Meyerhoffer  
D641,578 S 7/2011 Meyerhoffer  
D648,585 S 11/2011 Meyerhoffer  
D653,888 S 2/2012 Velazquez et al.  
D683,075 S \* 5/2013 Ishida ..... D28/54.1

(Continued)

*Primary Examiner* — Zenia I Bennett  
(74) *Attorney, Agent, or Firm* — Boyle Fredrickson, S.C.

(57) **CLAIM**

The ornamental design for a hand dryer, substantially as shown and described.

**DESCRIPTION**

FIG. 1 is a front, raised perspective view of a hand dryer according to a first embodiment of the invention; FIG. 2 is a front view of the hand dryer of FIG. 1; FIG. 3 is a rear view of the hand dryer of FIG. 1; FIG. 4 is a right side view of the hand dryer of FIG. 1; FIG. 5 is a left side view of the hand dryer of FIG. 1; FIG. 6 is a top view of the hand dryer of FIG. 1; FIG. 7 is a bottom view of the hand dryer of FIG. 1; FIG. 8 is a front, lowered perspective view of the hand dryer of FIG. 1; FIG. 9 is a front, raised perspective view of a hand dryer according to a second embodiment of the invention; FIG. 10 is a front view of the hand dryer of FIG. 9; FIG. 11 is a rear view of the hand dryer of FIG. 9; FIG. 12 is a right side view of the hand dryer of FIG. 9; FIG. 13 is a left side view of the hand dryer of FIG. 9; FIG. 14 is a top view of the hand dryer of FIG. 9; FIG. 15 is a bottom view of the hand dryer of FIG. 9; and, FIG. 16 is a front, lowered perspective view of the hand dryer of FIG. 9.

The broken lines depicting the center portion of the edges of the hand dryer are for illustrative purposes and form no part of the claimed design.

**1 Claim, 14 Drawing Sheets**

(\*\*) Term: **15 Years**  
(21) Appl. No.: **29/728,357**  
(22) Filed: **Mar. 18, 2020**

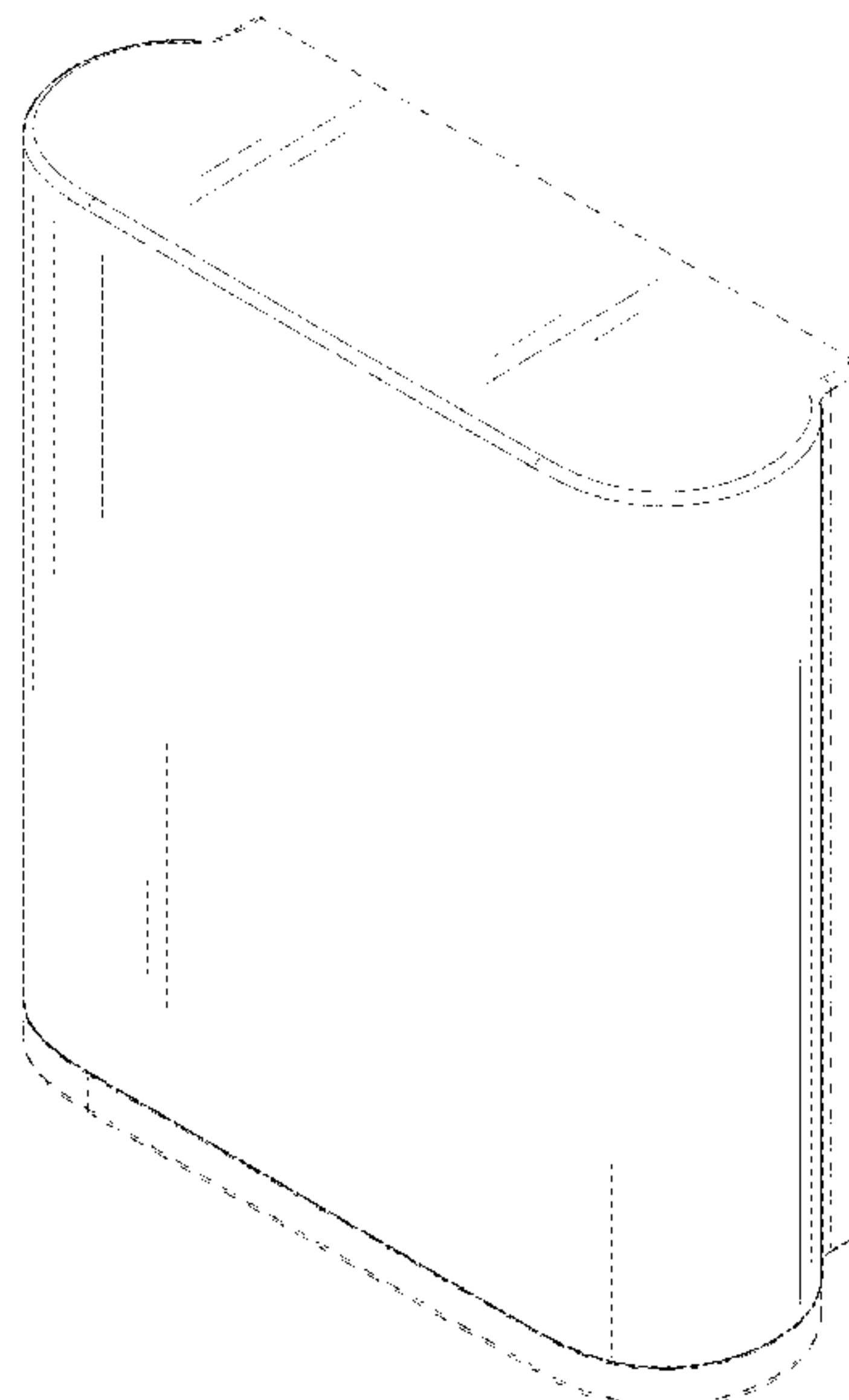
**Related U.S. Application Data**

(63) Continuation-in-part of application No. 29/708,035, filed on Oct. 2, 2019.  
(51) **LOC (13) Cl.** ..... **28-03**  
(52) **U.S. Cl.**  
USPC ..... **D28/54.1**  
(58) **Field of Classification Search**  
USPC ..... D28/12, 54.1, 58; D23/357, 361, 385  
CPC ..... F26B 21/004; A45D 20/00; A47K 10/48; B05B 1/04  
See application file for complete search history.

(56) **References Cited**

**U.S. PATENT DOCUMENTS**

D530,555 S 10/2006 Karraker et al.  
D542,474 S \* 5/2007 Churchill ..... D28/54.1  
D548,399 S \* 8/2007 Nikaido ..... D28/54.1  
D615,329 S 5/2010 Meyerhoffer  
D616,683 S 6/2010 Law et al.



(56)

**References Cited**

U.S. PATENT DOCUMENTS

D687,653 S 8/2013 Giovannoni  
D703,463 S 4/2014 Giovannoni  
D715,492 S \* 10/2014 Sau Clerch ..... F26B 25/06  
D28/54.1  
8,850,713 B2 \* 10/2014 Nakamura ..... A47K 10/48  
34/90  
D719,299 S \* 12/2014 Bao ..... D28/54.1  
D719,300 S \* 12/2014 Bao ..... D28/54.1  
D726,443 S 4/2015 Giovannoni  
D726,444 S 4/2015 Giovannoni  
D726,445 S 4/2015 Giovannoni  
D753,880 S \* 4/2016 Yamaguchi ..... D28/54.1  
D790,873 S 7/2017 Ku et al.  
D796,866 S 9/2017 Johnson  
D796,867 S 9/2017 Johnson  
D796,868 S 9/2017 Johnson  
D809,819 S 2/2018 Johnson  
D811,120 S 2/2018 Johnson  
D830,636 S 10/2018 Loong  
D840,171 S 2/2019 Buell et al.  
D840,712 S 2/2019 Buell et al.  
D840,713 S 2/2019 Buell et al.  
D855,348 S 8/2019 Buell et al.  
D869,193 S 12/2019 Peterson  
D871,672 S 12/2019 Hongfei

\* cited by examiner

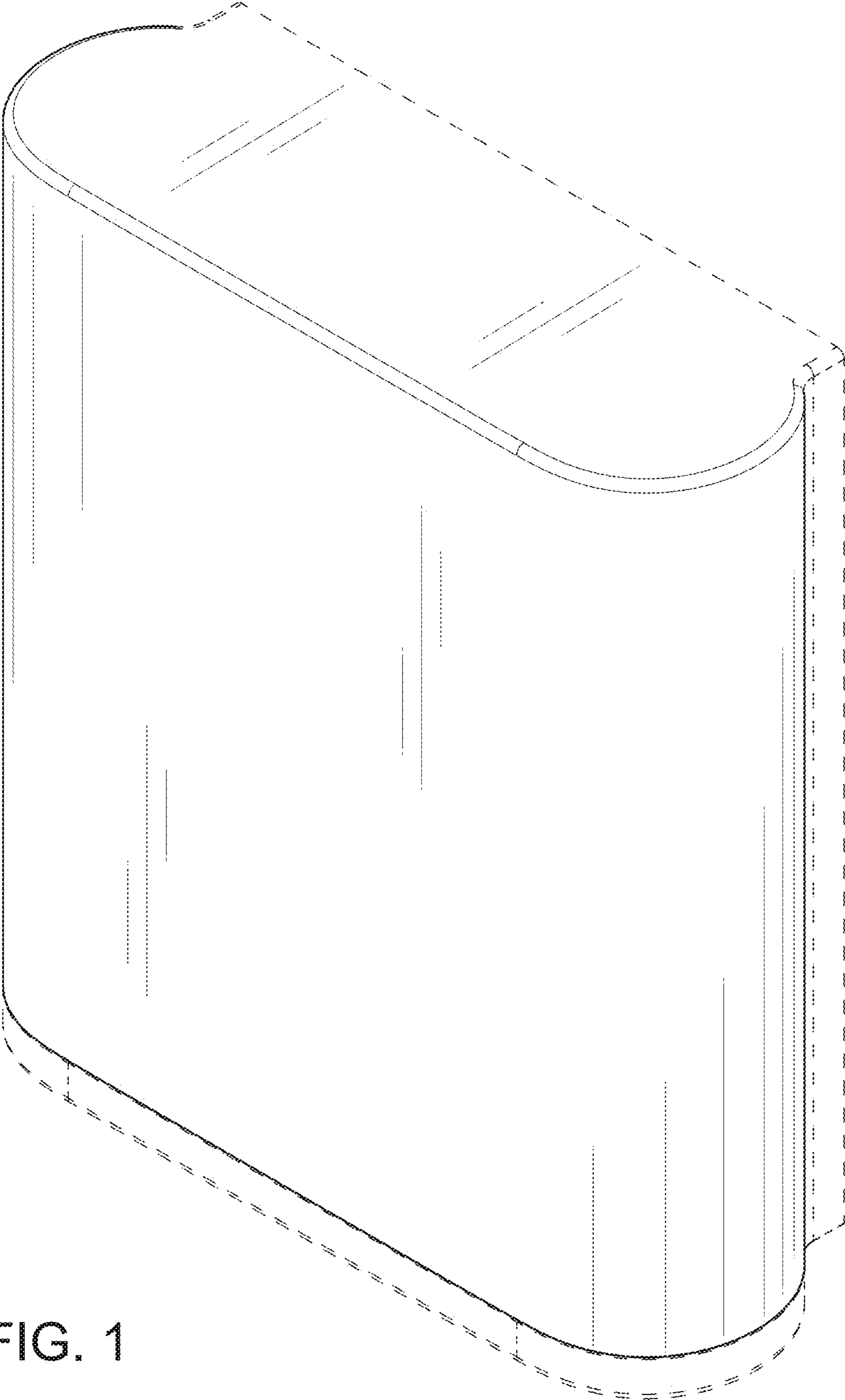


FIG. 1




FIG. 2




FIG. 3




FIG. 4




FIG. 5






FIG. 6




FIG. 7



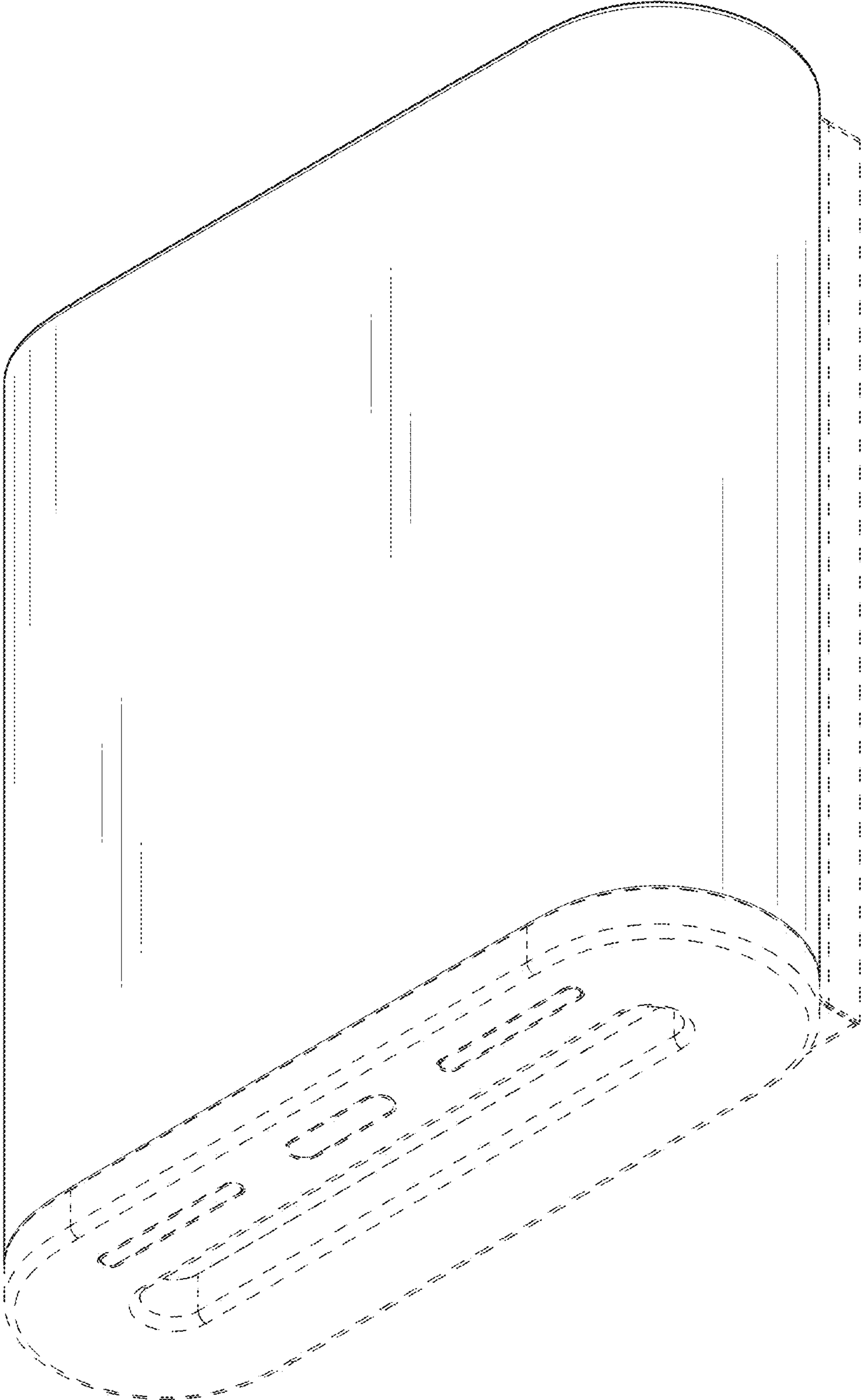


FIG. 8

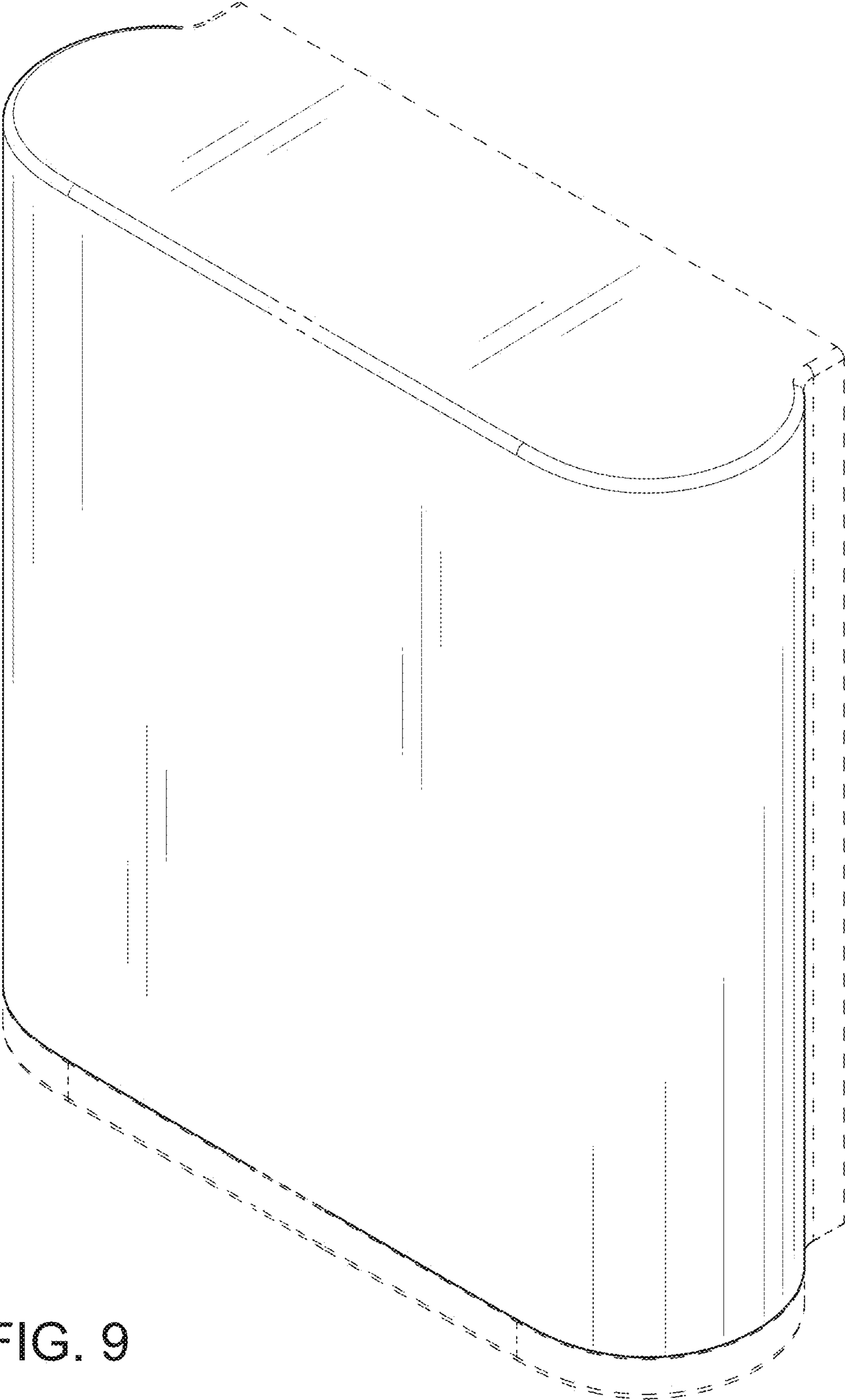


FIG. 9




FIG. 10




FIG. 11




FIG. 12




FIG. 13

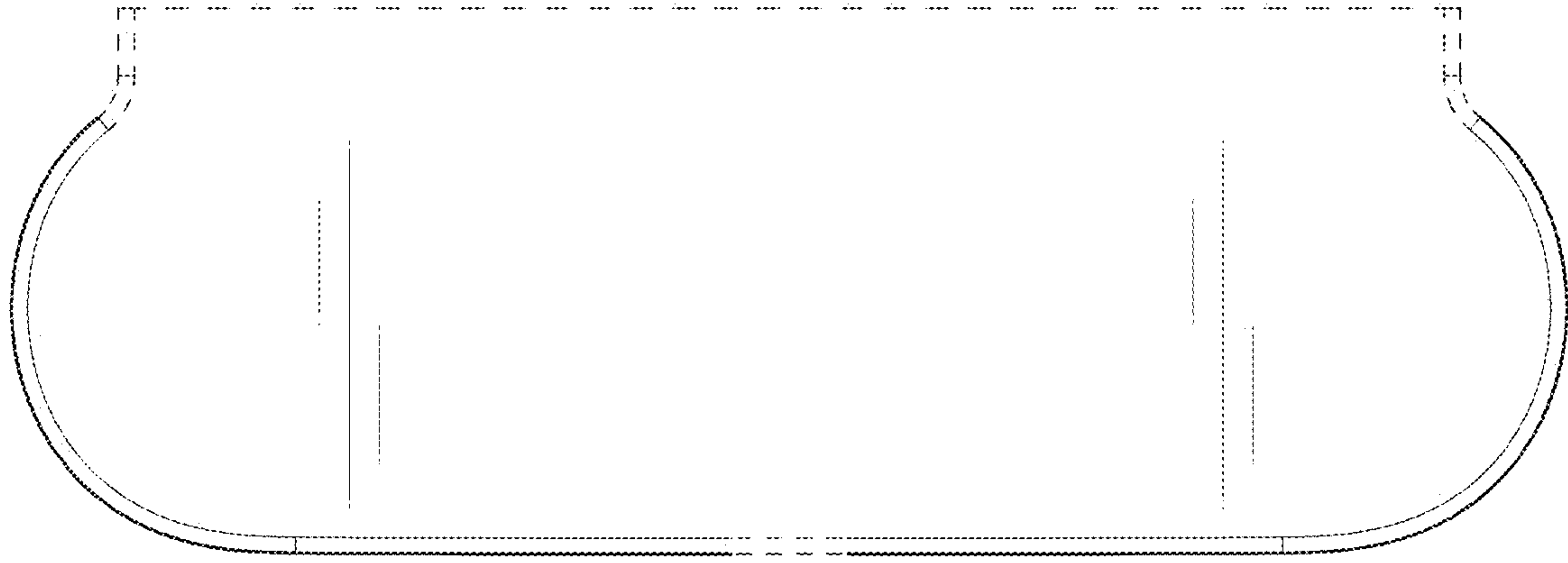


FIG. 14

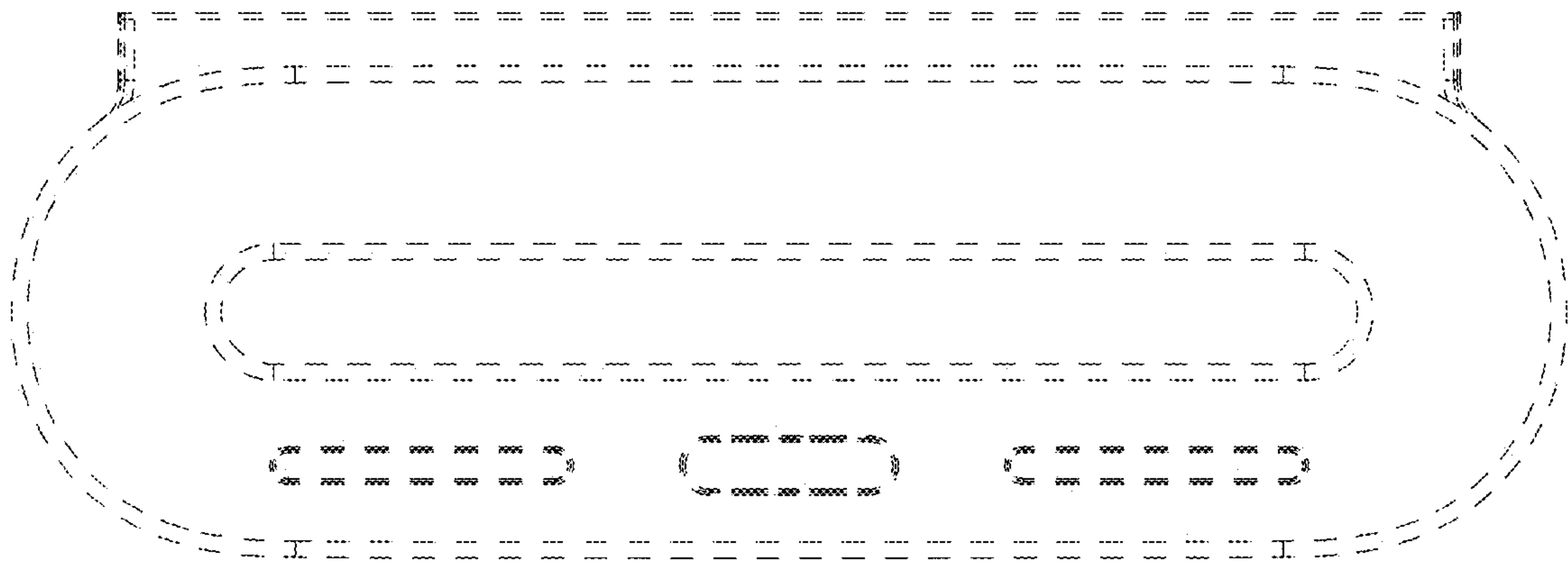


FIG. 15



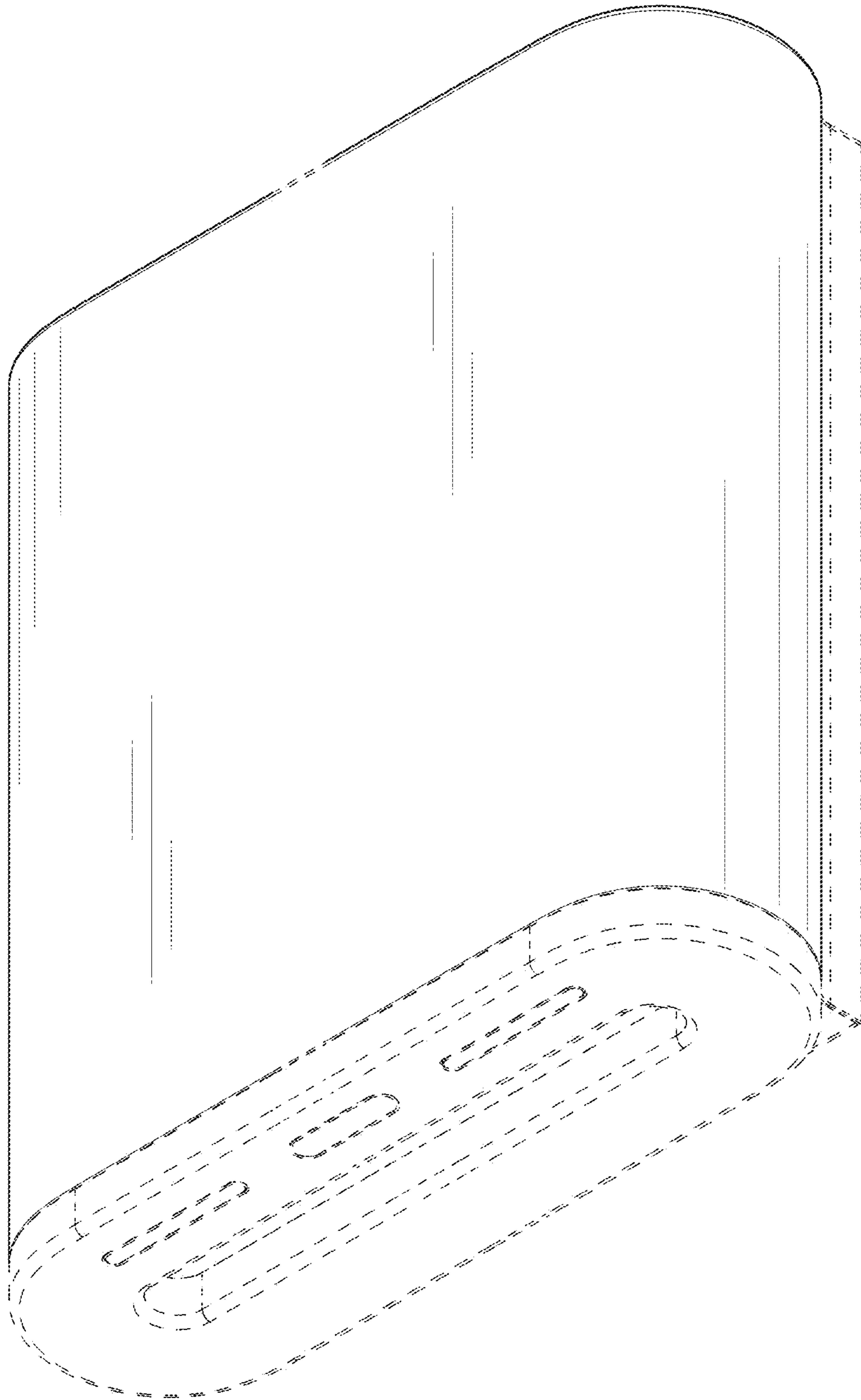


FIG. 16